



US00D647800S

(12) **United States Design Patent**  
**Rigling et al.**

(10) **Patent No.:** **US D647,800 S**

(45) **Date of Patent:** **\*\* Nov. 1, 2011**

(54) **POURING SPOUT**

(75) Inventors: **Felix Rigling**, Frauenfeld (CH); **Jörg Helas**, Feuerthalen (CH)

(73) Assignee: **SIG Technology AG**, Neuhausen am Rheinfall (CH)

(\*\*) Term: **14 Years**

(21) Appl. No.: **29/389,198**

(22) Filed: **Apr. 7, 2011**

**Related U.S. Application Data**

(62) Division of application No. 29/350,754, filed on Nov. 23, 2009, now Pat. No. Des. 637,906.

(30) **Foreign Application Priority Data**

May 28, 2009 (DE) ..... 40 2009 002 605

Jun. 15, 2009 (DE) ..... 40 2009 005 605

(51) **LOC (9) Cl.** ..... **09-06**

(52) **U.S. Cl.** ..... **D9/446; D9/453; D9/454; D9/451**

(58) **Field of Classification Search** ..... D9/651,  
D9/453, 452, 450, 449, 446, 443, 435; 222/83;  
220/277; 215/252, 216, 206, 222, 219

See application file for complete search history.

(56) **References Cited**

U.S. PATENT DOCUMENTS

D174,205	S	*	3/1955	Ward	.....	D9/446
D266,906	S	*	11/1982	Guerette	.....	D9/453
4,573,601	A	*	3/1986	Berglund	.....	215/252
D291,868	S	*	9/1987	Hindle	.....	D9/453
D364,810	S	*	12/1995	Meisner	.....	D9/446
D542,655	S	*	5/2007	Szczesniak	.....	D9/453
D574,240	S	*	8/2008	Szczesniak	.....	D9/453
D615,864	S	*	5/2010	Fuchs	.....	D9/453
2008/0217286	A1	*	9/2008	Roberts et al.	.....	215/252

\* cited by examiner

*Primary Examiner* — Susan Bennett Hattan

(74) *Attorney, Agent, or Firm* — The Webb Law Firm

(57) **CLAIM**

The ornamental design for a pouring spout, as shown and described.

**DESCRIPTION**

FIG. 1 is a left side view of a pouring spout, in accordance the present design;

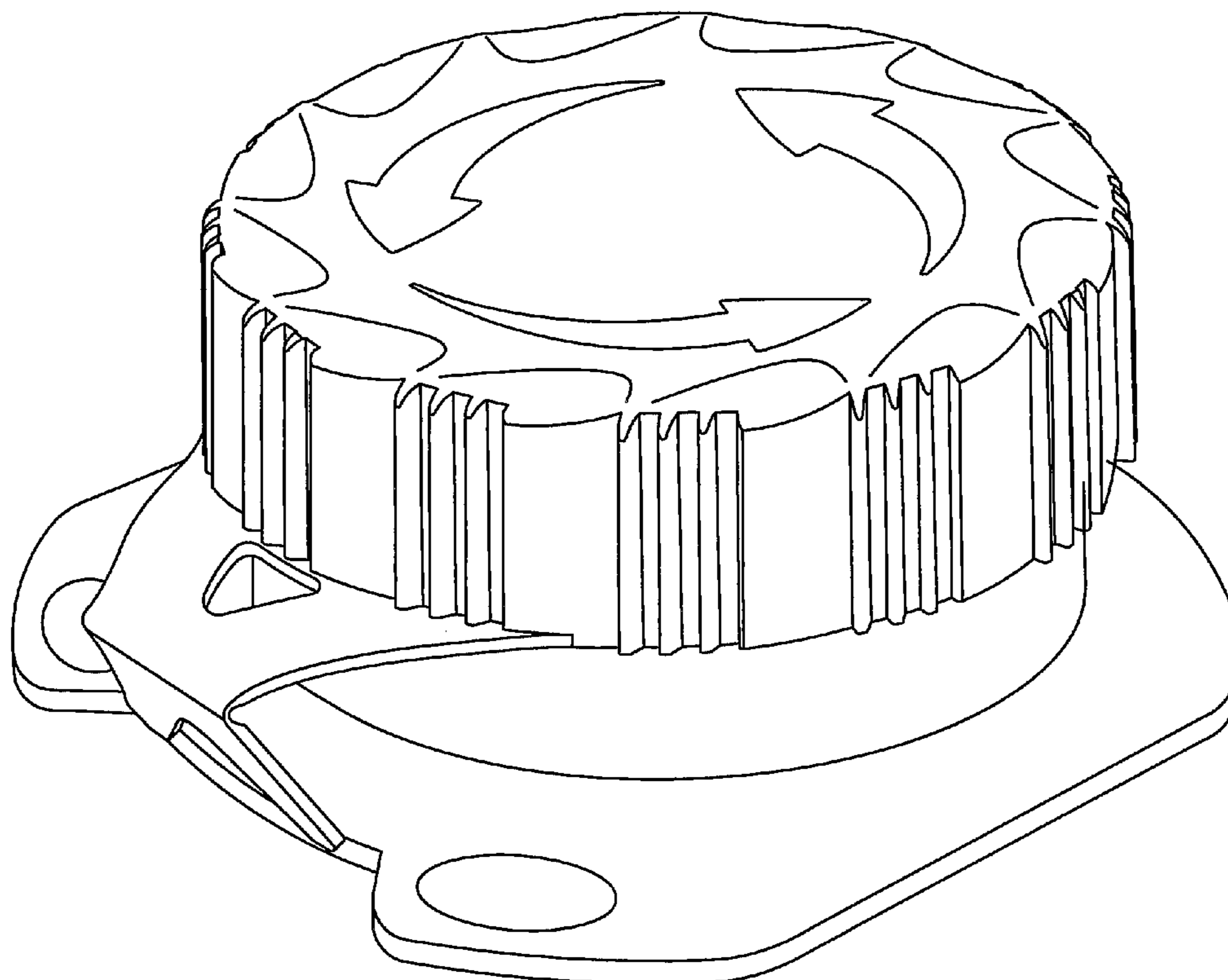
FIG. 2 is a front view of the pouring spout shown in FIG. 1; FIG. 3 is a perspective view of the pouring spout shown in FIG. 1;

FIG. 4 is a rear view of the pouring spout shown in FIG. 1; FIG. 5 is a right side view of the pouring spout shown in FIG. 1; and,

FIG. 6 is top view of the pouring spout shown in FIG. 1.

The bottom or underside of the pouring spout, which is not depicted in the figures, forms no part of the claimed design.

**1 Claim, 6 Drawing Sheets**






FIG. 1

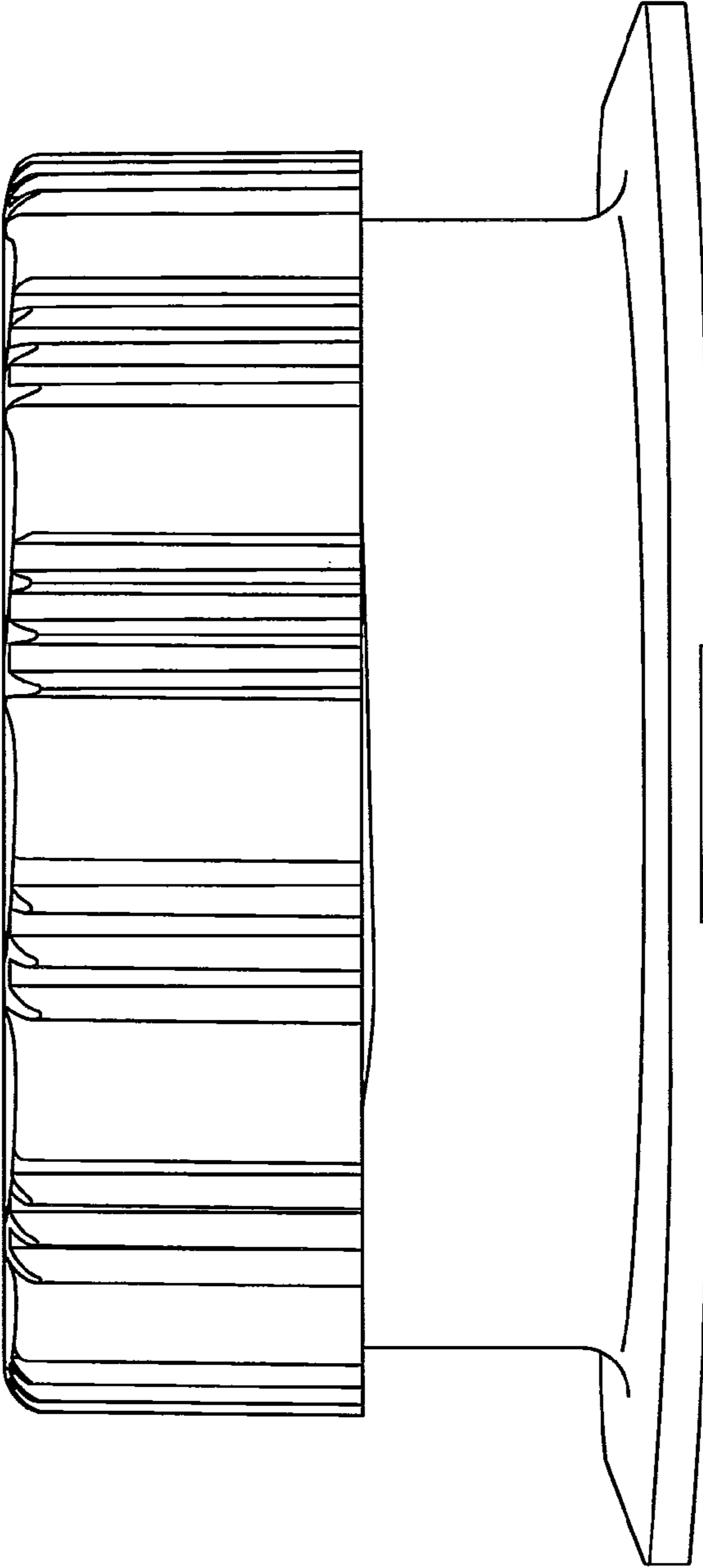
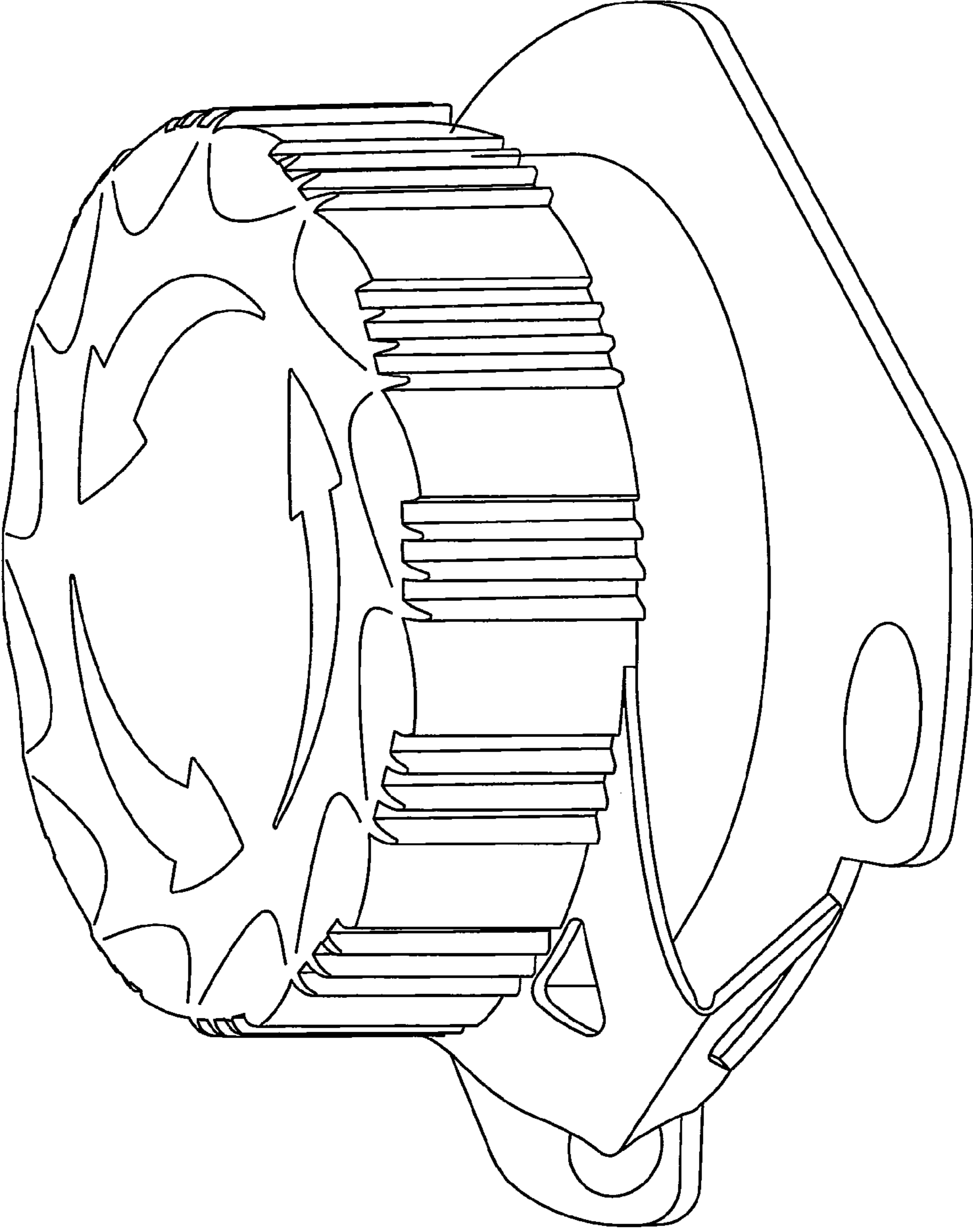
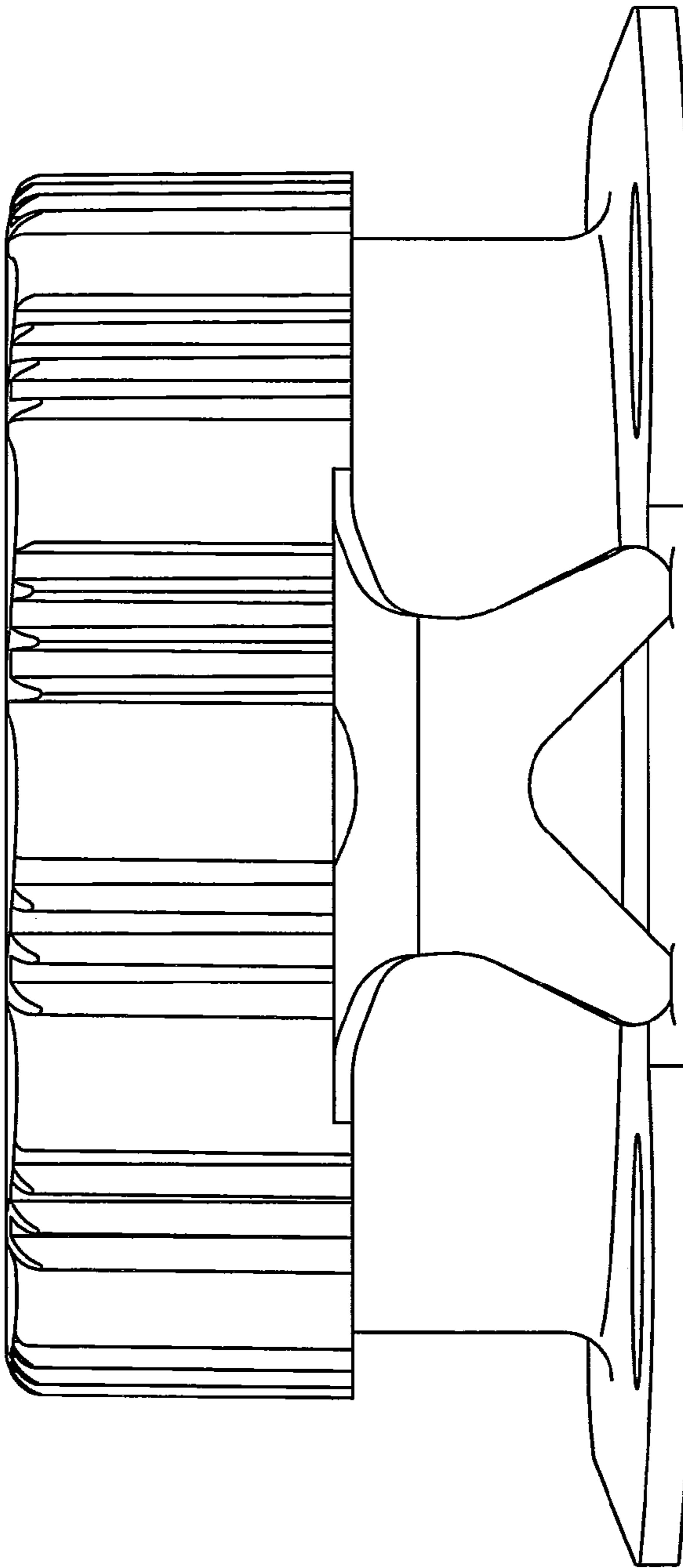


FIG. 2



**FIG. 3**



**FIG. 4**




FIG. 5

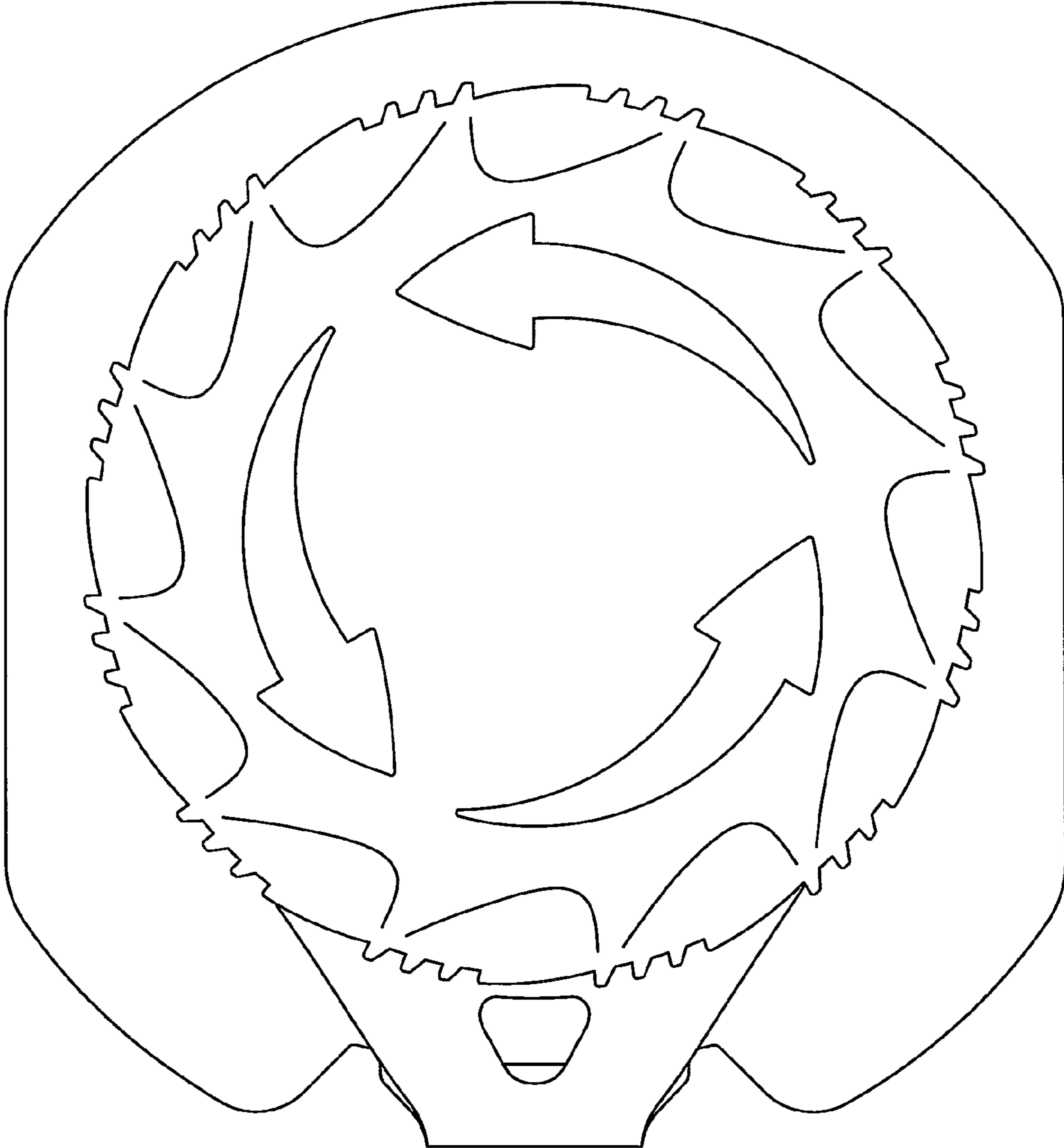


FIG. 6