



US00D647784S

(12) **United States Design Patent**
McNamara

(10) **Patent No.:** **US D647,784 S**

(45) **Date of Patent:** **** Nov. 1, 2011**

(54) **CONDUIT HANGER**

(75) Inventor: **Matthew W McNamara**, Portsmouth,
RI (US)

(73) Assignee: **Mueller International, LLC**, Atlanta,
GA (US)

(**) Term: **14 Years**

(21) Appl. No.: **29/376,829**

(22) Filed: **Oct. 13, 2010**

(51) **LOC (9) Cl.** **08-08**

(52) **U.S. Cl.** **D8/349**

(58) **Field of Classification Search** D8/349,
D8/354, 367, 370, 371, 373, 392, 382, 395;
248/65, 58, 62, 74.1, 60, 300, 200, 319, 339,
248/71, 74.2, 74.3, 903, 59, 49, 68.1, 230.4;
52/712, 714-716; 411/175; 403/398, 191
See application file for complete search history.

(56) **References Cited**

U.S. PATENT DOCUMENTS

1,964,770	A *	7/1934	Runge	384/440
2,474,172	A *	6/1949	Tinnerman	403/252
3,802,655	A *	4/1974	Schuplin	248/74.1
4,479,625	A *	10/1984	Martz	248/74.1
4,991,801	A *	2/1991	Trumbull	248/74.2
D330,672	S *	11/1992	Wilkinson, III	D8/373
5,297,890	A *	3/1994	Commins	403/398

5,740,994	A *	4/1998	Laughlin	248/68.1
5,924,655	A *	7/1999	Rinderer	248/55
D421,897	S *	3/2000	Washecheck et al.	D8/395
D422,204	S *	4/2000	Holloway et al.	D8/396
6,494,415	B1 *	12/2002	Roth	248/74.1
6,572,057	B1 *	6/2003	Roth	248/58
6,648,278	B1	11/2003	Kirschner	
D516,415	S *	3/2006	Friedline et al.	D8/380
D516,416	S *	3/2006	Friedline et al.	D8/380
D516,903	S *	3/2006	Friedline et al.	D8/380
D559,084	S *	1/2008	Foxx et al.	D8/356
D581,250	S *	11/2008	Florent	D8/349
7,744,042	B2	6/2010	Heath	
2010/0264277	A1 *	10/2010	Gardner	248/58
2010/0264278	A1 *	10/2010	Gardner	248/60

* cited by examiner

Primary Examiner — Mark Goodwin

(74) *Attorney, Agent, or Firm* — Taylor English Duma LLP

(57) **CLAIM**

I claim the ornamental design for a conduit hanger, shown and described.

DESCRIPTION

FIG. 1 is a top perspective view of a conduit hanger showing my new design;

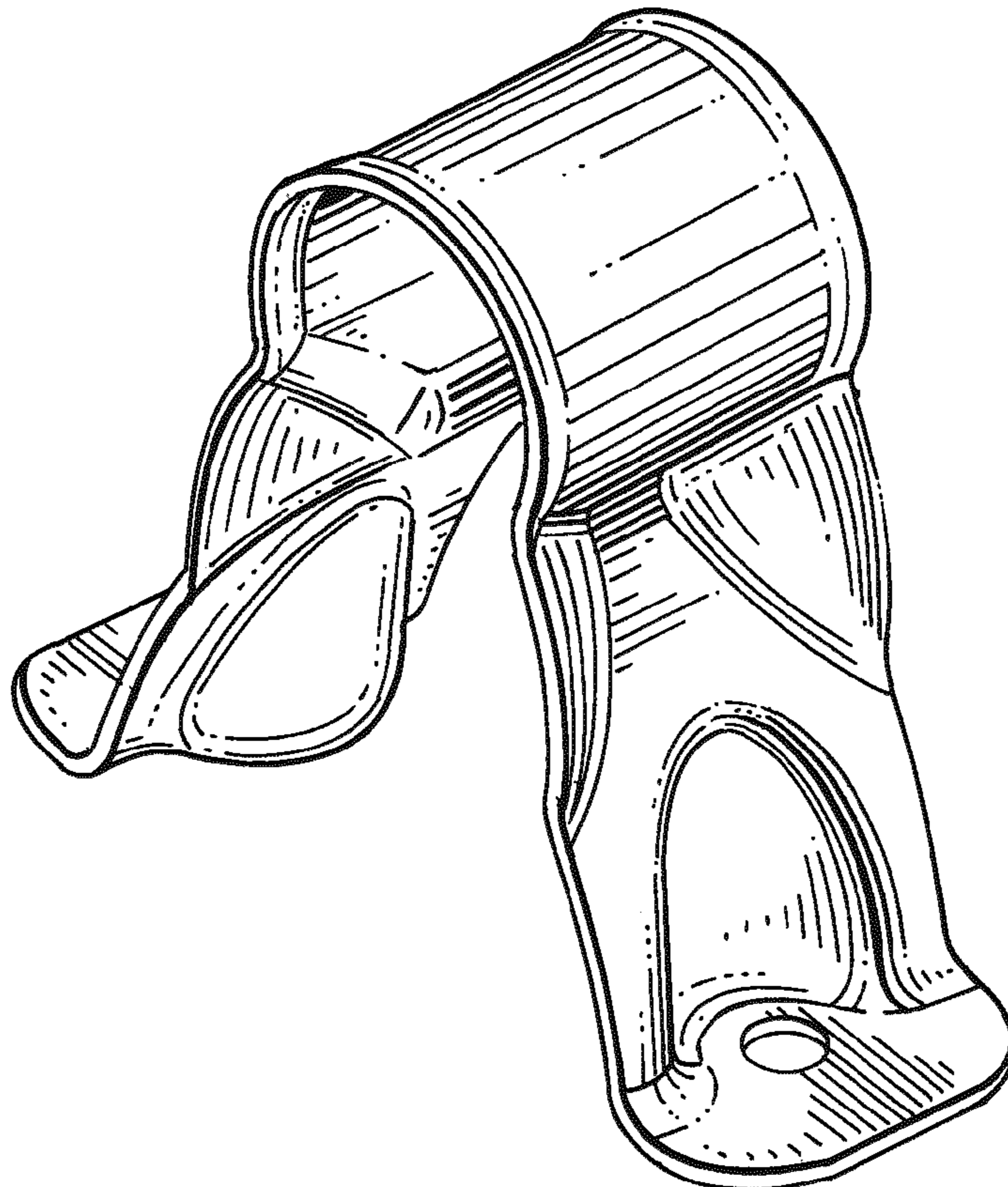
FIG. 2 is a top view thereof;

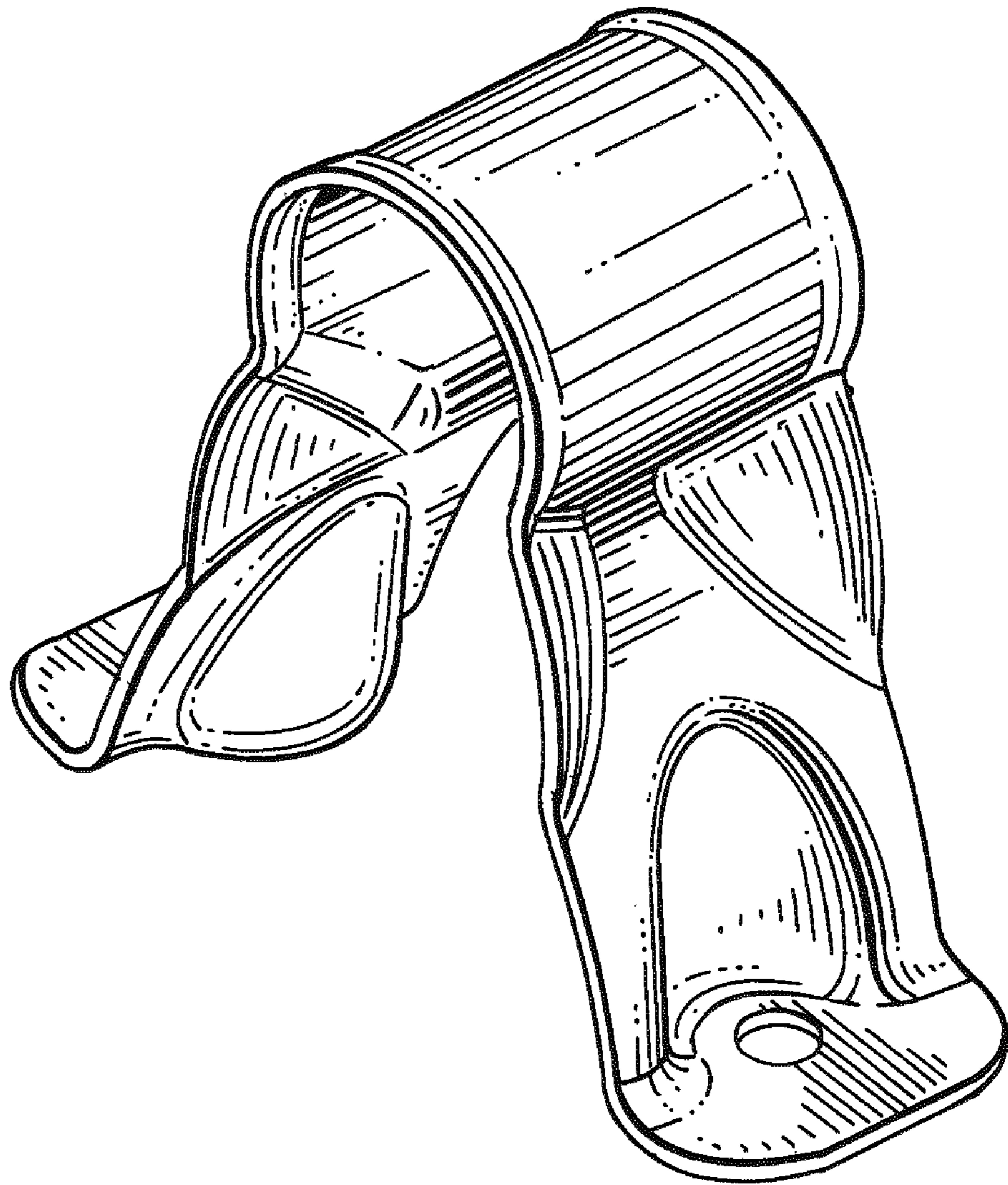
FIG. 3 is a front view thereof;

FIG. 4 is a right side view thereof; and,

FIG. 5 is a bottom view thereof.

1 Claim, 2 Drawing Sheets





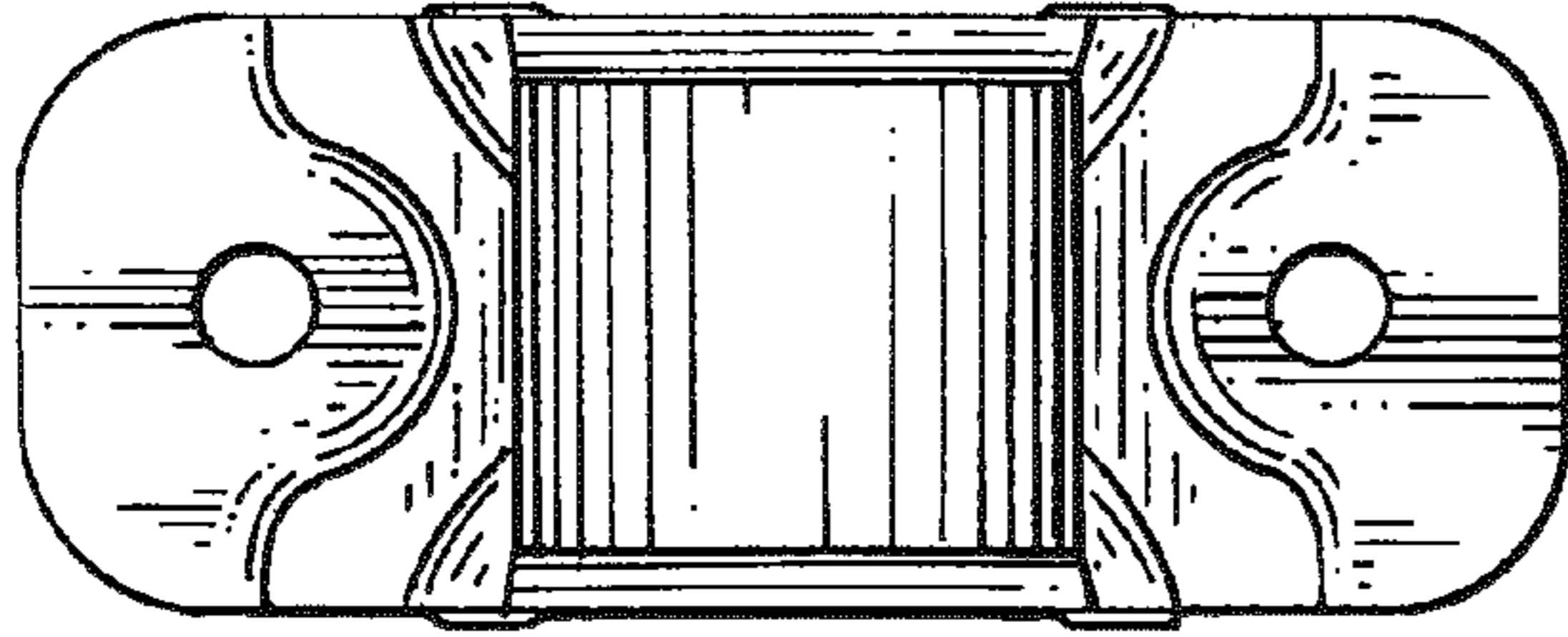


Fig. 2

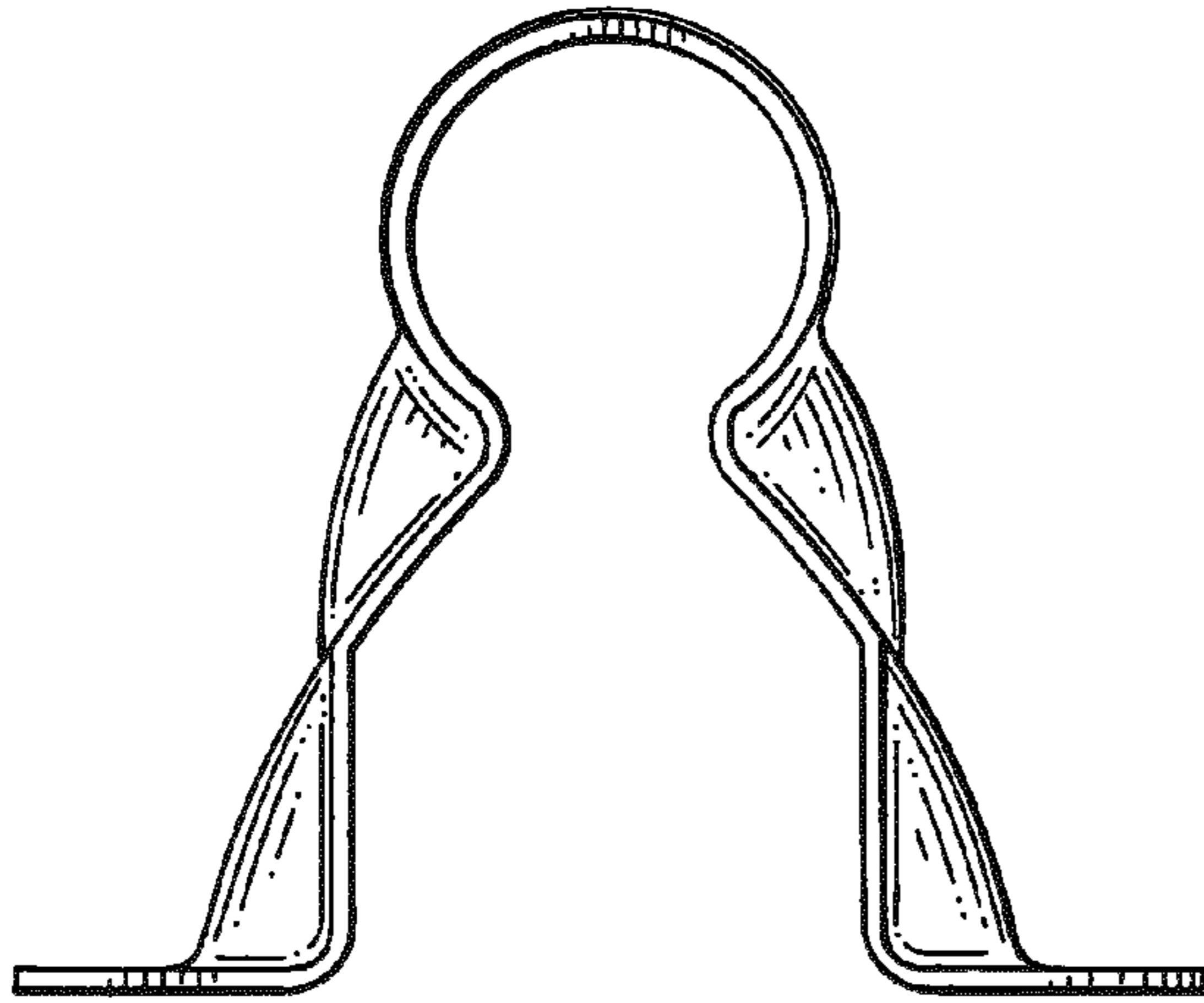


Fig. 3

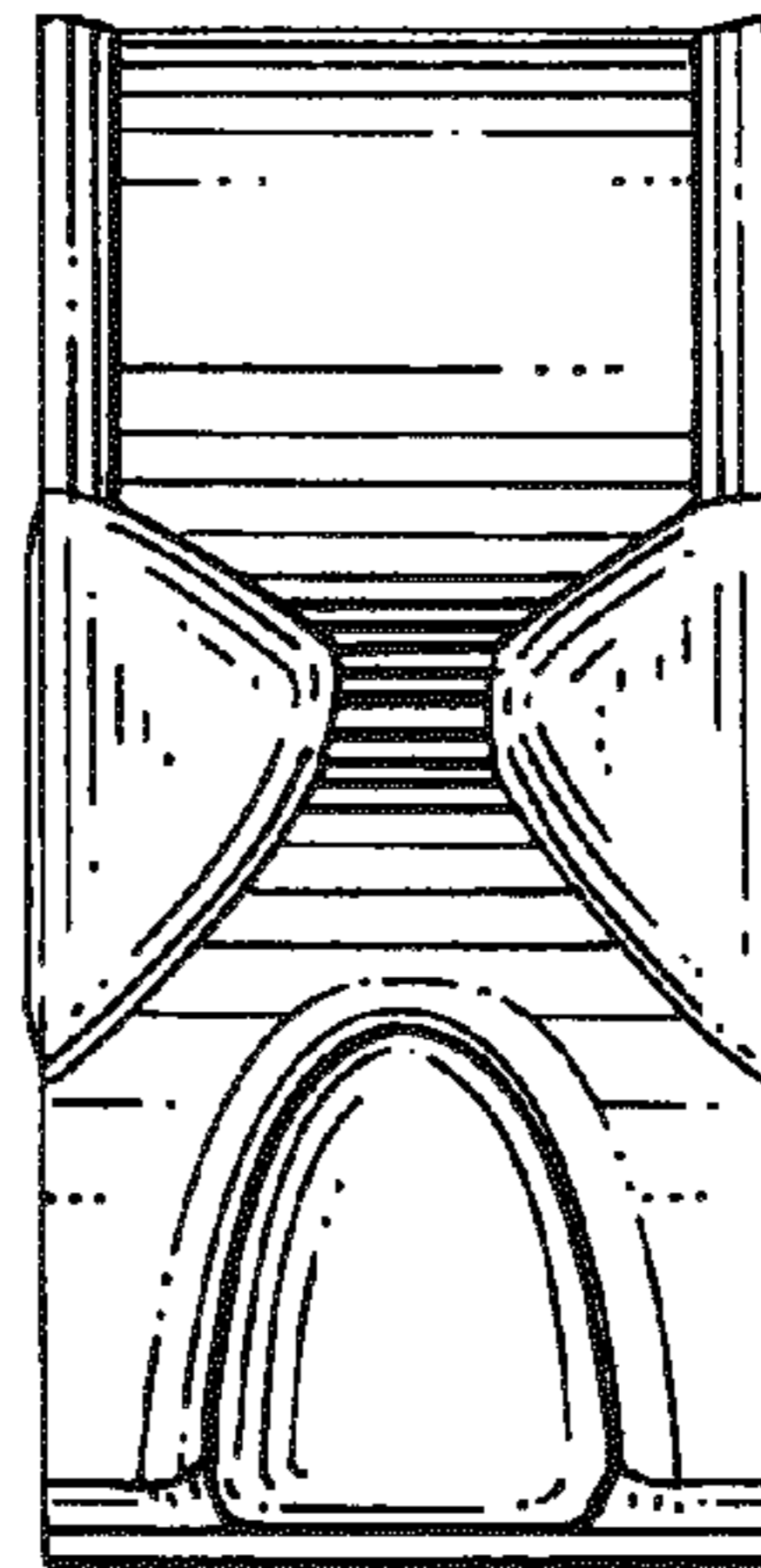


Fig. 4




Fig. 5