



US00D647747S

(12) **United States Design Patent**
Guindi

(10) **Patent No.:** **US D647,747 S**
(45) **Date of Patent:** **** Nov. 1, 2011**

(54) **BATHROOM CADDY**
(75) Inventor: **Henry V. Guindi**, North Brunswick, NJ
(US)
(73) Assignee: **HDS Trading Corp.**, North Brunswick,
NJ (US)
(**) Term: **14 Years**
(21) Appl. No.: **29/396,146**

D552,392 S 10/2007 Rosen
D557,050 S 12/2007 Dretzka
D566,439 S 4/2008 Dretzka
D568,657 S 5/2008 Snider
D572,062 S * 7/2008 Snider D6/525
D575,087 S 8/2008 Ghiorghie
D595,076 S * 6/2009 Snider D6/525
D603,198 S 11/2009 Guindi
D617,128 S 6/2010 Guindi
D630,035 S * 1/2011 Snider D6/525
D632,514 S * 2/2011 Didehvar et al. D6/525
D641,191 S * 7/2011 Walker D6/525
* cited by examiner

(22) Filed: **Jun. 27, 2011**
(51) **LOC (9) Cl.** **23-02**
(52) **U.S. Cl.** **D6/525**
(58) **Field of Classification Search** D6/524,
D6/525, 566, 536, 540; 211/13.1, 74, 71.01,
211/86.01, 75, 88.01, 90.01, 90.03, 106,
211/119, 126.1, 133.5, 181.1, 134
See application file for complete search history.

Primary Examiner — Brian N Vinson
(74) *Attorney, Agent, or Firm* — Rankin, Hill & Clark LLP

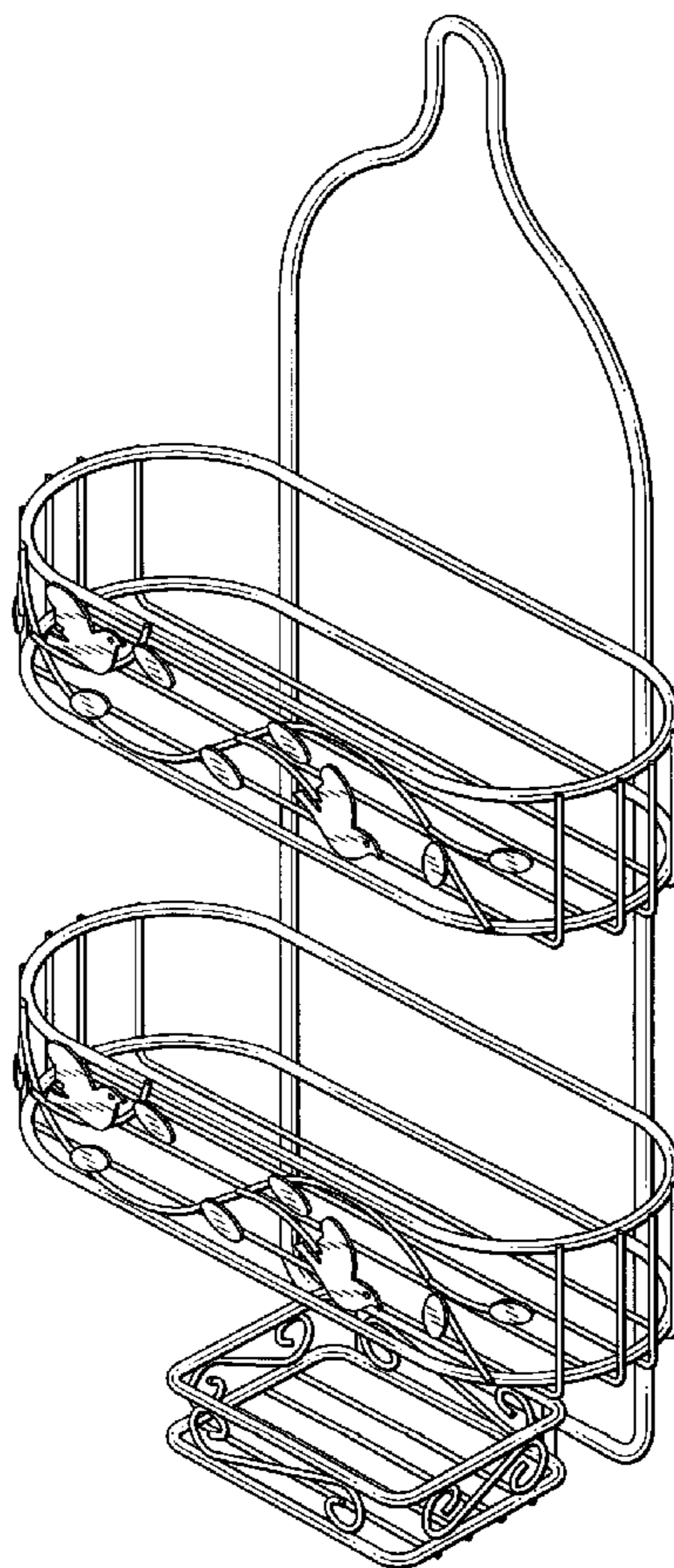
(57) **CLAIM**
The ornamental design for a bathroom caddy, as shown and described.

DESCRIPTION

FIG. 1 is a top, front, and right perspective view of a bathroom caddy showing my new design;
FIG. 2 is a front elevational view thereof;
FIG. 3 is a rear elevational view thereof;
FIG. 4 is a left side elevational view thereof;
FIG. 5 is a right side elevational view thereof;
FIG. 6 is a top plan view thereof; and,
FIG. 7 is a bottom plan view thereof.

(56) **References Cited**
U.S. PATENT DOCUMENTS
D479,074 S 9/2003 Snell
D498,102 S 11/2004 Snell
D512,861 S 12/2005 Rosen
D530,551 S 10/2006 Snell
D530,948 S 10/2006 Snell

1 Claim, 5 Drawing Sheets



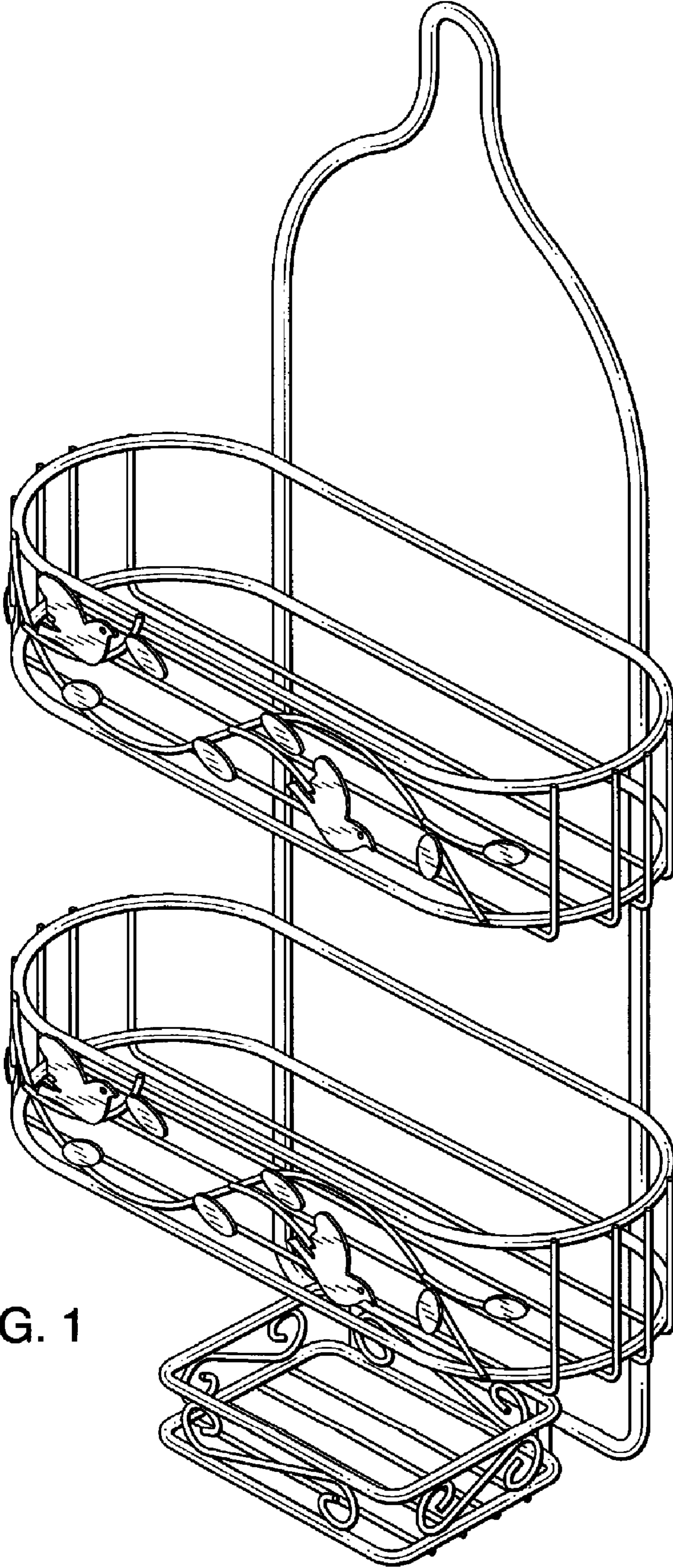


FIG. 1




FIG. 2




FIG. 3



FIG. 4

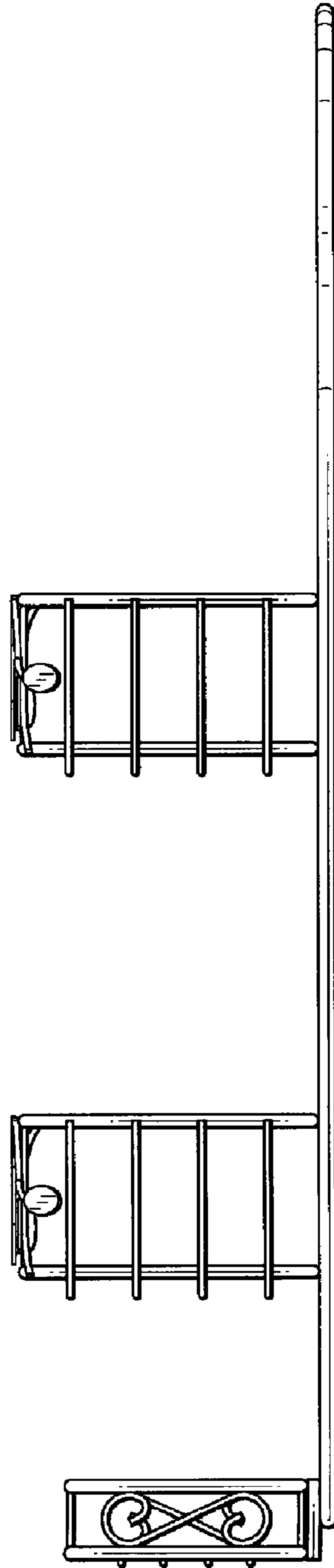


FIG. 5




FIG. 6

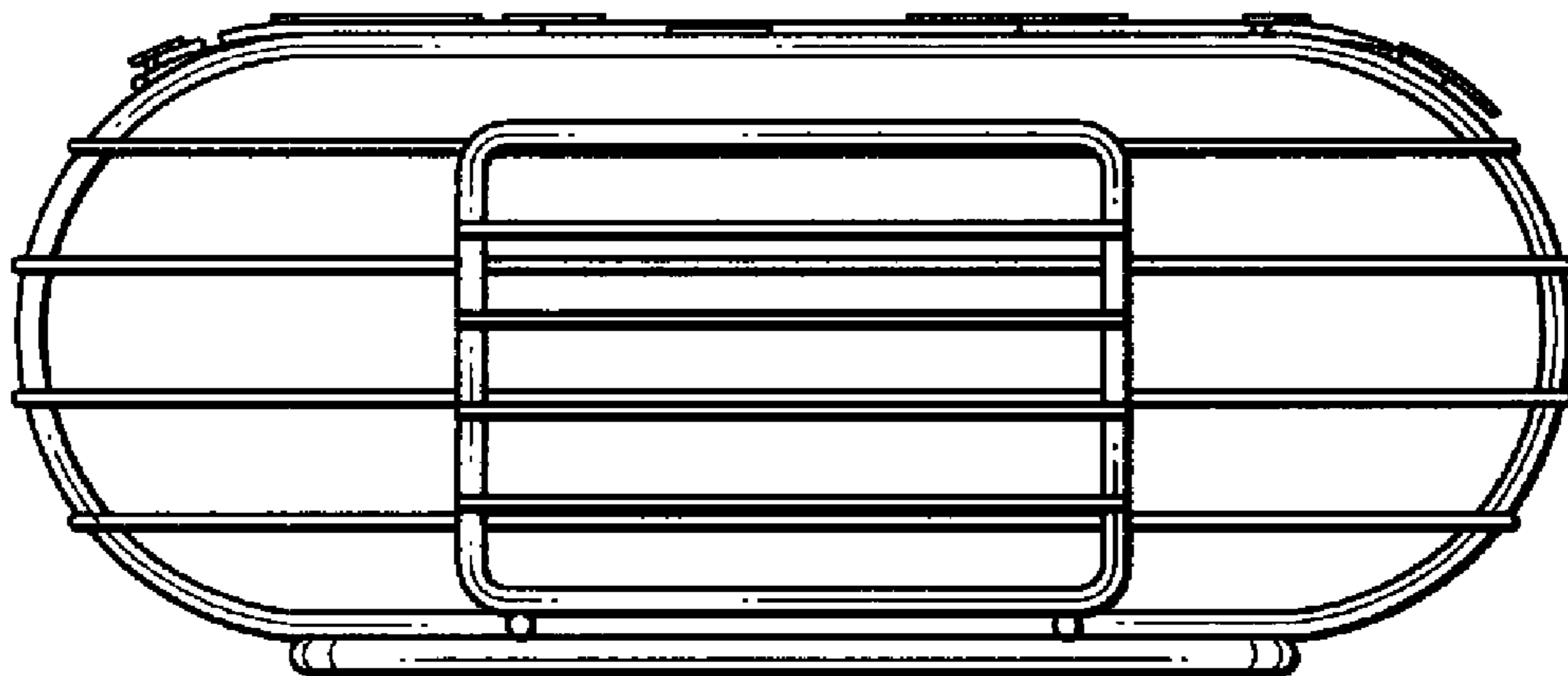


FIG. 7