



US00D647741S

(12) **United States Design Patent**
White, Jr.

(10) **Patent No.:** **US D647,741 S**

(45) **Date of Patent:** **** Nov. 1, 2011**

(54) **DUAL PLANT HANGER**

(76) Inventor: **Edwin White, Jr.**, Pensacola, FL (US)

(**) Term: **14 Years**

(21) Appl. No.: **29/380,913**

(22) Filed: **Dec. 13, 2010**

(51) **LOC (9) Cl.** **06-06**

(52) **U.S. Cl.** **D6/513**

(58) **Field of Classification Search** D6/410,
D6/411, 462, 546, 548, 553, 567, 574, 566,
D6/540, 556, 512-514; D32/58, 59; 242/597.5,
242/597.7, 597.8; 211/13.1, 26, 86.01, 119.004,
211/123, 124, 181.1, 16, 87.01, 106; 248/127,
248/153, 175, 176.1, 200.1, 302, 309.1, 206.2,
248/108, 103, 107

See application file for complete search history.

(56) **References Cited**

U.S. PATENT DOCUMENTS

D255,299 S * 6/1980 Laurenzi D6/513
D305,587 S * 1/1990 Possemato D6/513
D306,807 S * 3/1990 Chan et al. D6/513

D310,146 S * 8/1990 De Vries et al. D6/513
D379,889 S * 6/1997 McArdle D6/513
D388,641 S * 1/1998 Reeves D6/513

* cited by examiner

Primary Examiner — Brian N Vinson

(74) *Attorney, Agent, or Firm* — Richard C. Litman

(57) **CLAIM**

The ornamental design for a dual plant hanger, as shown and described.

DESCRIPTION

FIG. 1 is an environmental perspective view of a dual plant hanger showing my new design;

FIG. 2 is a front elevational view with the rear view being a mirror image thereof;

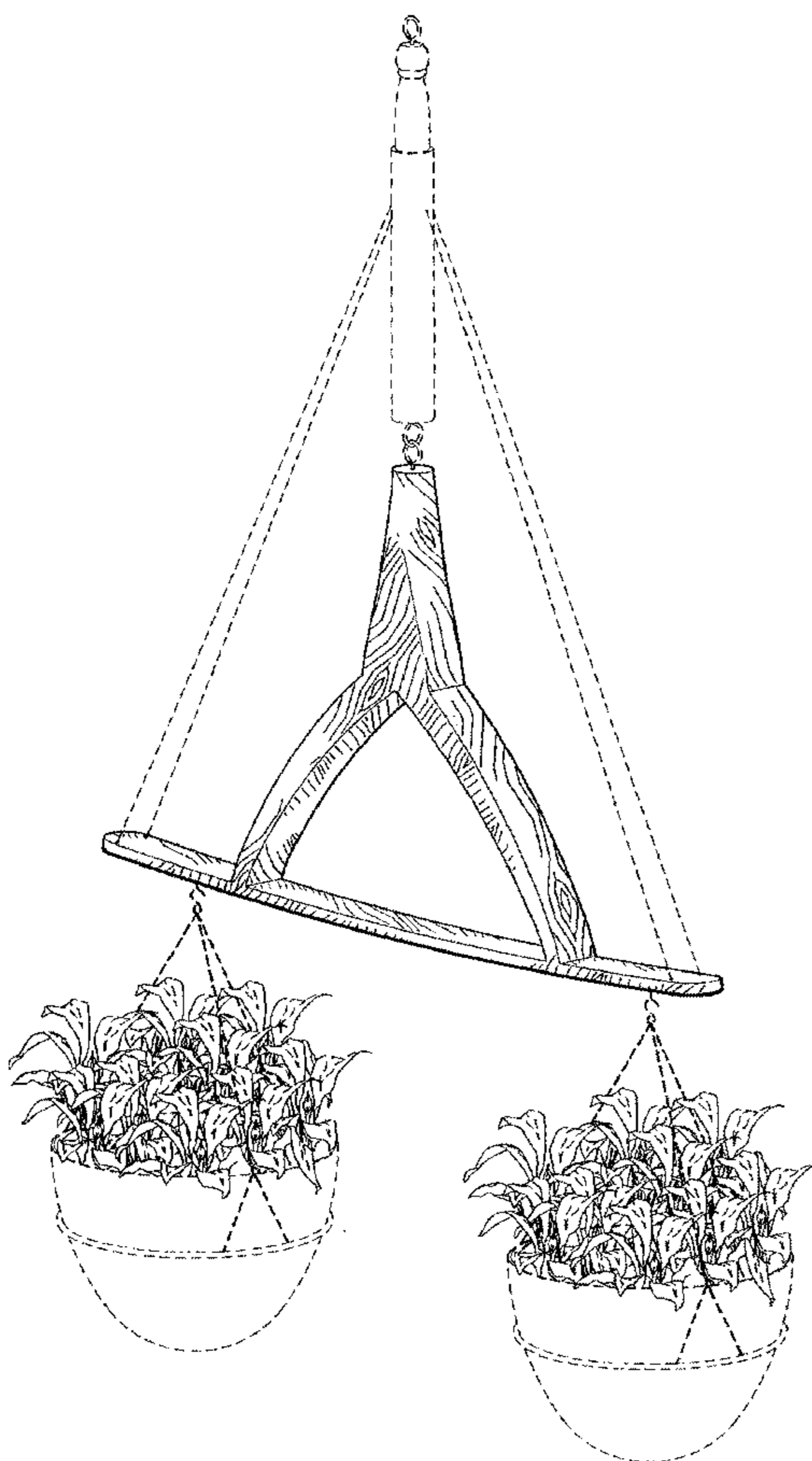
FIG. 3 is a right side elevational view with the left side being a mirror image thereof;

FIG. 4 is a top view thereof; and,

FIG. 5 is a bottom view thereof.

The broken line showing of the lower hooks, support line, plants, and baskets in FIG. 1 is for illustrative purposes only and forms no part of the claimed design. The broken line showings in FIGS. 1-3 merely discloses the types of attachments that may be used with the hanger and forms no part of the claimed design.

1 Claim, 5 Drawing Sheets



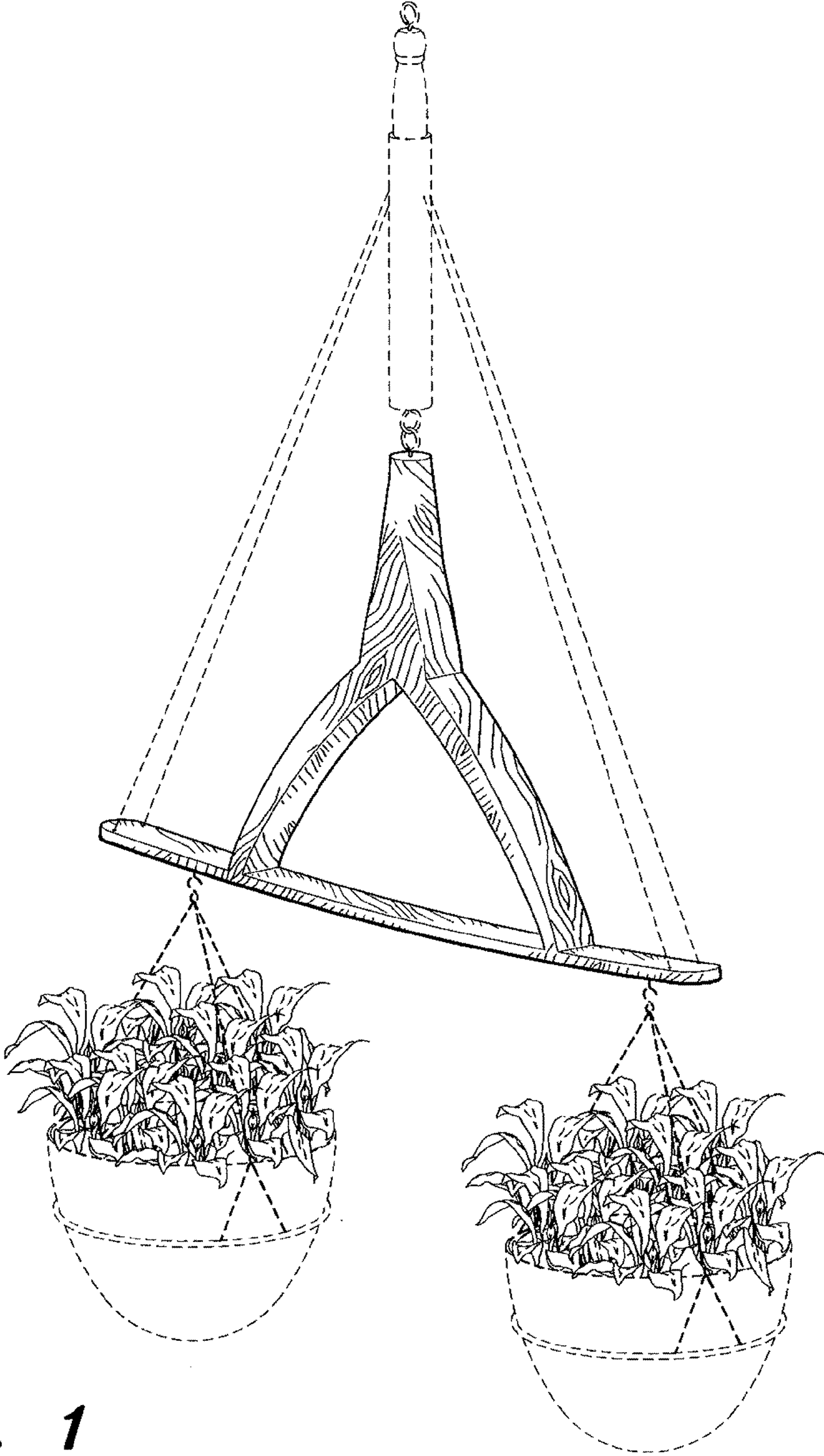


FIG. 1

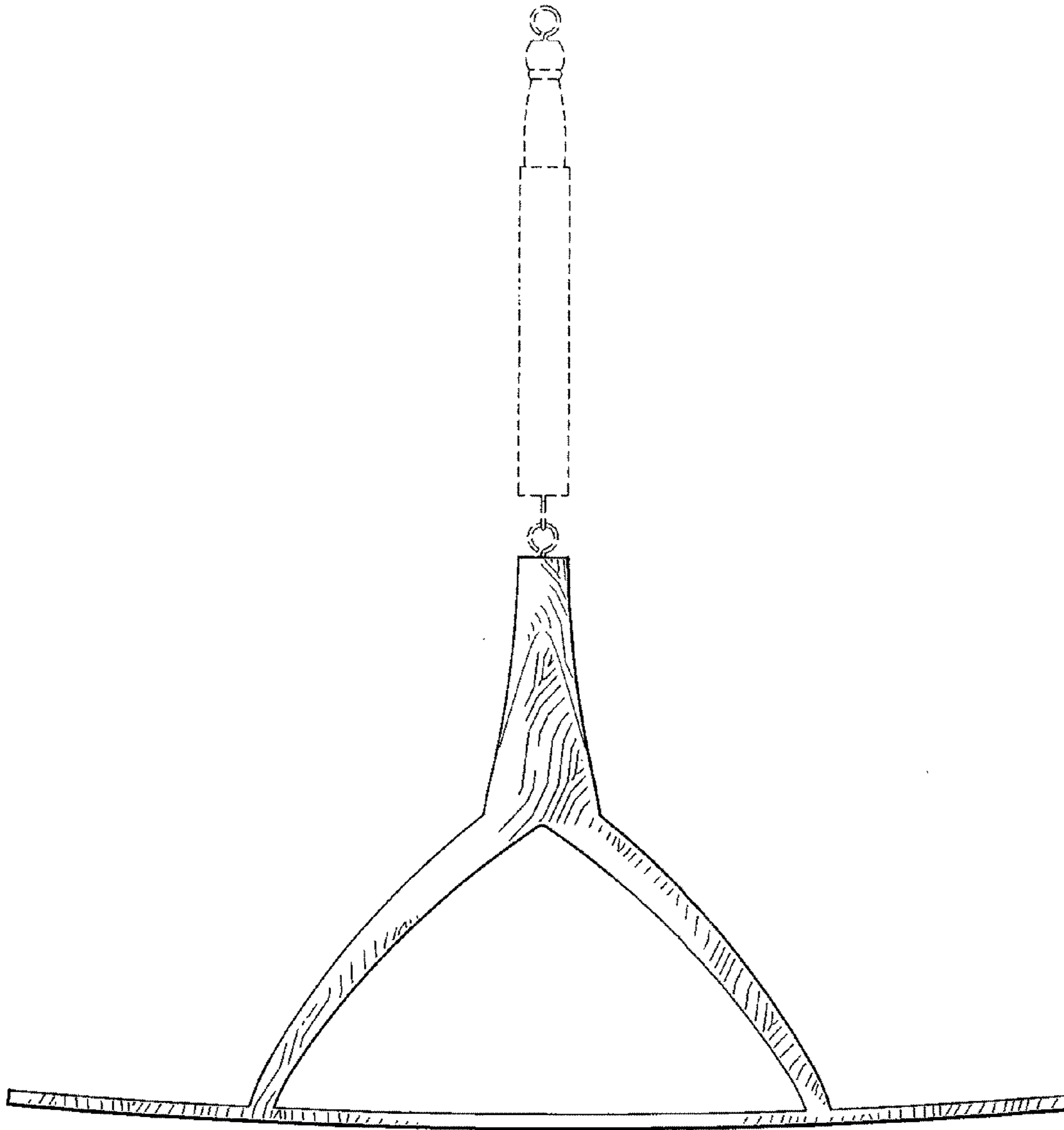


FIG. 2



FIG. 3



FIG. 4

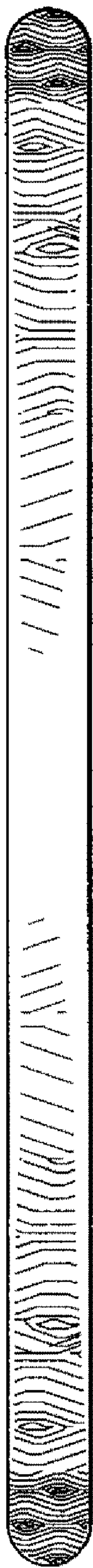


FIG. 5