



US00D647740S

(12) **United States Design Patent**
Debus

(10) **Patent No.:** **US D647,740 S**

(45) **Date of Patent:** **** Nov. 1, 2011**

(54) **TRIPLE PANE TABLETOP**

(76) **Inventor:** **Joel P. Debus**, San Diego, CA (US)

(**) **Term:** **14 Years**

(21) **Appl. No.:** **29/366,899**

(22) **Filed:** **Jul. 30, 2010**

(51) **LOC (9) Cl.** **06-06**

(52) **U.S. Cl.** **D6/511**

(58) **Field of Classification Search** D6/480-489,
D6/429-431, 511; 108/150, 153.1, 155,
108/156, 161; D7/625

See application file for complete search history.

(56) **References Cited**

U.S. PATENT DOCUMENTS

D254,113 S * 2/1980 Vroman D6/511
D385,729 S * 11/1997 Paus D6/480
D492,512 S * 7/2004 Domack D6/477

D535,122 S * 1/2007 Lowsky D6/480
D545,085 S * 6/2007 Lowsky D6/480
D609,947 S * 2/2010 Coughaine et al. D6/511

* cited by examiner

Primary Examiner — Janice Seeger

(74) *Attorney, Agent, or Firm* — Sinorica, LLC

(57) **CLAIM**

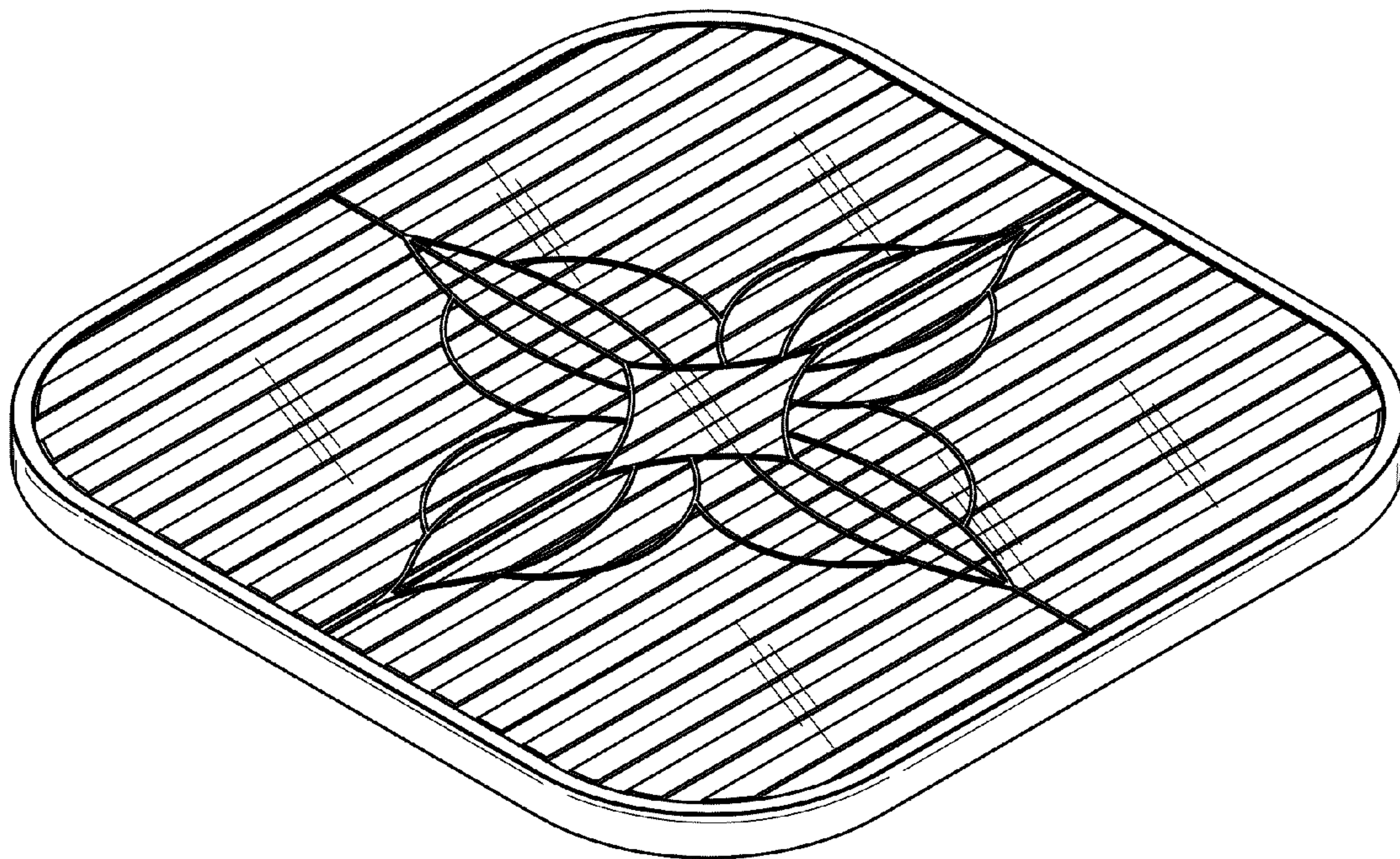
The ornamental design of a triple pane tabletop, as shown and described.

DESCRIPTION

FIG. 1 is a perspective view of a triple pane tabletop;
FIG. 2 is a front elevational view thereof;
FIG. 3 is a rear elevational view thereof;
FIG. 4 is a left-side elevational view thereof;
FIG. 5 is a right-side elevational view thereof;
FIG. 6 is a bottom plan view thereof; and,
FIG. 7 is a top plan view thereof.

The broken line showing of a triple pane tabletop is for the purpose of illustrating environmental structure and forms no part of the claimed design.

1 Claim, 4 Drawing Sheets



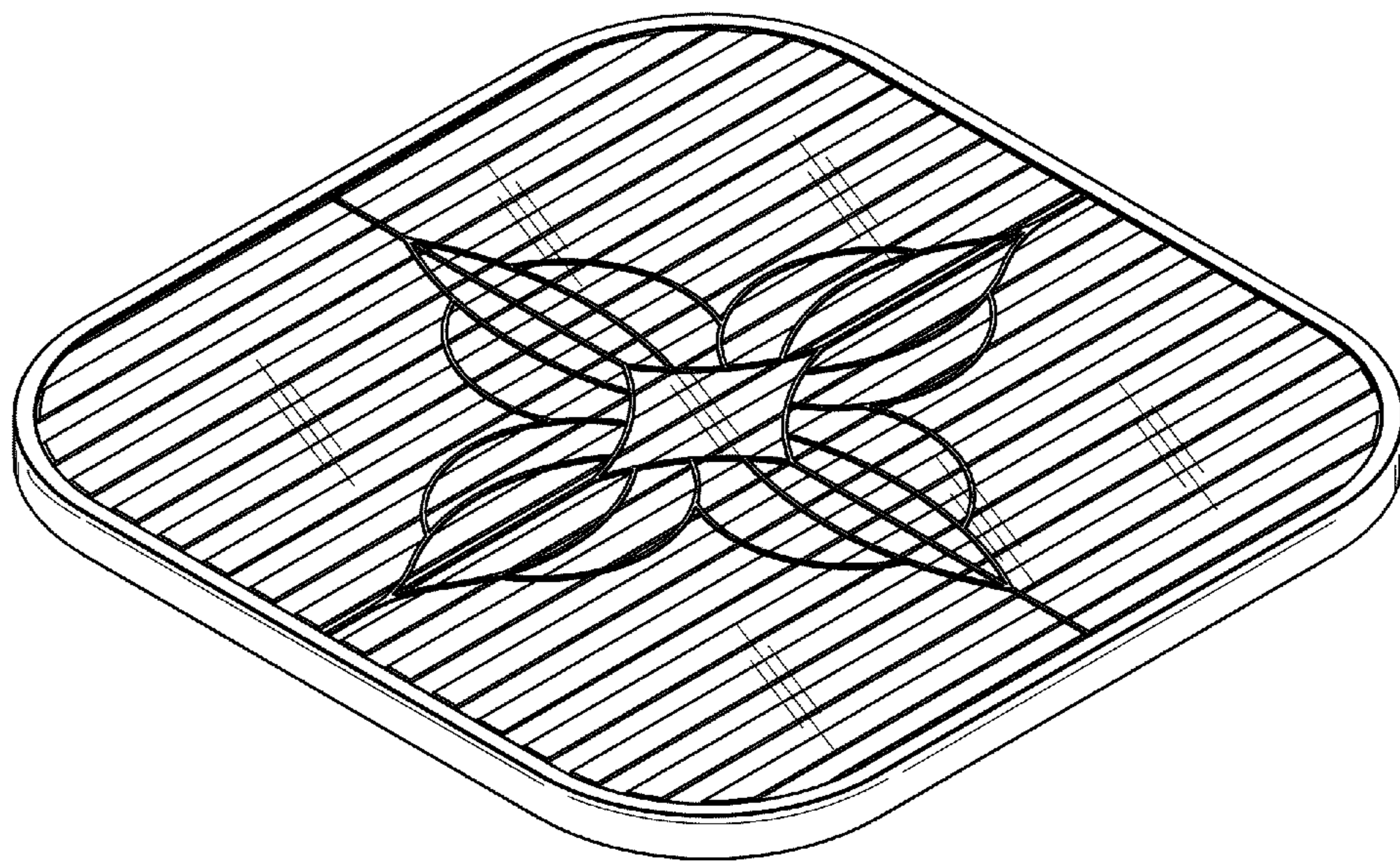


FIG. 1



FIG. 2



FIG. 3



FIG. 4



FIG. 5




FIG. 6




FIG. 7