

US00D647735S

(12) **United States Design Patent**
Delmestri

(10) **Patent No.:** **US D647,735 S**

(45) **Date of Patent:** **** Nov. 1, 2011**

(54) **SEATING SIDE**

(76) **Inventor:** **Fabio G. Delmestri**, High Point, NC
(US)

(**) **Term:** **14 Years**

(21) **Appl. No.:** **29/361,145**

(22) **Filed:** **May 6, 2010**

(51) **LOC (9) Cl.** **06-01**

(52) **U.S. Cl.** **D6/500; D6/379**

(58) **Field of Classification Search** D6/334-336,
D6/369, 370, 371-373, 374, 375, 376, 379,
D6/380, 381, 500-502; 297/232, 239, 411.42,
297/411.43, 445.1, 446.1, 448.1, 448.2, 452.63
See application file for complete search history.

(56) **References Cited**

U.S. PATENT DOCUMENTS

D358,041 S *	5/1995	Watts	D6/379
D409,408 S *	5/1999	James et al.	D6/379
D446,958 S *	8/2001	Olson	D6/379
D529,736 S *	10/2006	McCurry	D6/500
D551,459 S *	9/2007	Zagler	D6/379
D571,119 S *	6/2008	Leonetti et al.	D6/379

D593,338 S *	6/2009	Schweikarth et al.	D6/379
D600,049 S *	9/2009	Heltemes et al.	D6/501
D615,782 S *	5/2010	Beckley et al.	D6/501

* cited by examiner

Primary Examiner — Brian N Vinson

(57) **CLAIM**


The ornamental design for a seating side, as shown and described.

DESCRIPTION

FIG. 1 is a top, front, left side perspective view of a seating side showing my new design;
FIG. 2 is a front elevational view thereof;
FIG. 3 is a rear elevational view thereof;
FIG. 4 is a left side elevational view thereof;
FIG. 5 is a right side elevational view thereof;
FIG. 6 is a top plan view thereof; and,
FIG. 7 is a bottom plan view thereof.

The horizontal lines near the bottom of the legs show a change of material from the wood grain above and is a lighter color from the upper part of the seating side, and the fragmentary broken-line disclosure in the views is understood to represent a portion of the article in which the claimed design is embodied, but which forms no part of the claimed design.

1 Claim, 5 Drawing Sheets






Fig. 1

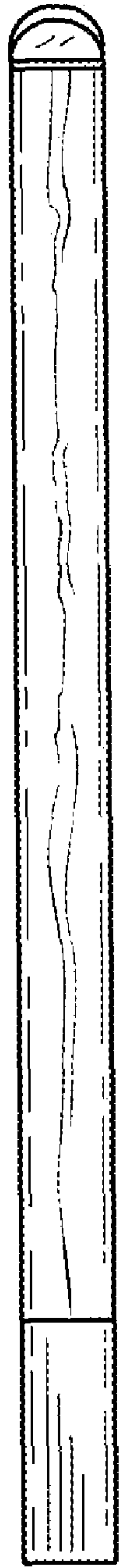


Fig. 2



Fig. 3




Fig. 4




Fig. 5

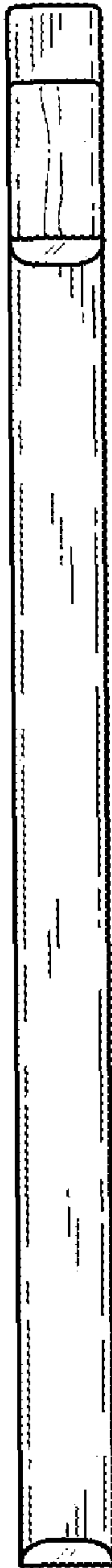


Fig. 6



Fig. 7