



US00D647720S

(12) **United States Design Patent**
Kubryk

(10) **Patent No.:** **US D647,720 S**

(45) **Date of Patent:** **** Nov. 1, 2011**

(54) **STACKING CHAIR**

(76) Inventor: **Isaac Kubryk**, Danville, CA (US)

(**) Term: **14 Years**

(21) Appl. No.: **29/348,910**

(22) Filed: **Feb. 18, 2010**

(51) **LOC (9) Cl.** **06-01**

(52) **U.S. Cl.** **D6/380**

(58) **Field of Classification Search** D6/334-336,
D6/374, 375, 379, 380, 500-502; 297/183.1,
297/183.7, 239, 452.29, 445.1, 446.1, 452.48
See application file for complete search history.

(56) **References Cited**

U.S. PATENT DOCUMENTS

D394,176 S *	5/1998	Diramarian	D6/374
D410,802 S *	6/1999	Olson	D6/379
D433,836 S *	11/2000	Barile, Sr.	D6/380
D454,716 S *	3/2002	Tseng	D6/379
D482,540 S *	11/2003	Ashby	D6/374
D486,317 S *	2/2004	Roth	D6/379

7,052,083 B2 *	5/2006	Peitz et al.	297/183.1
D607,658 S *	1/2010	Kubryk	D6/380
D608,105 S *	1/2010	Kubryk	D6/380
D629,630 S *	12/2010	Saul	D6/380
D635,790 S *	4/2011	Saul	D6/380

* cited by examiner

Primary Examiner — Mimoso De

(74) *Attorney, Agent, or Firm* — Audrey A. Millemann;
Weintraub Genshlea et al.


(57) **CLAIM**

The ornamental design for a stacking chair, as shown and described.

DESCRIPTION

FIG. 1 is a perspective view of a stacking chair, looking toward the right front corner, showing my new design;
FIG. 2 is a front view thereof;
FIG. 3 is a back view thereof;
FIG. 4 is a right side view thereof;
FIG. 5 is a top view thereof; and,
FIG. 6 is a bottom view thereof.

1 Claim, 5 Drawing Sheets






FIG. 1




FIG. 2




FIG. 3

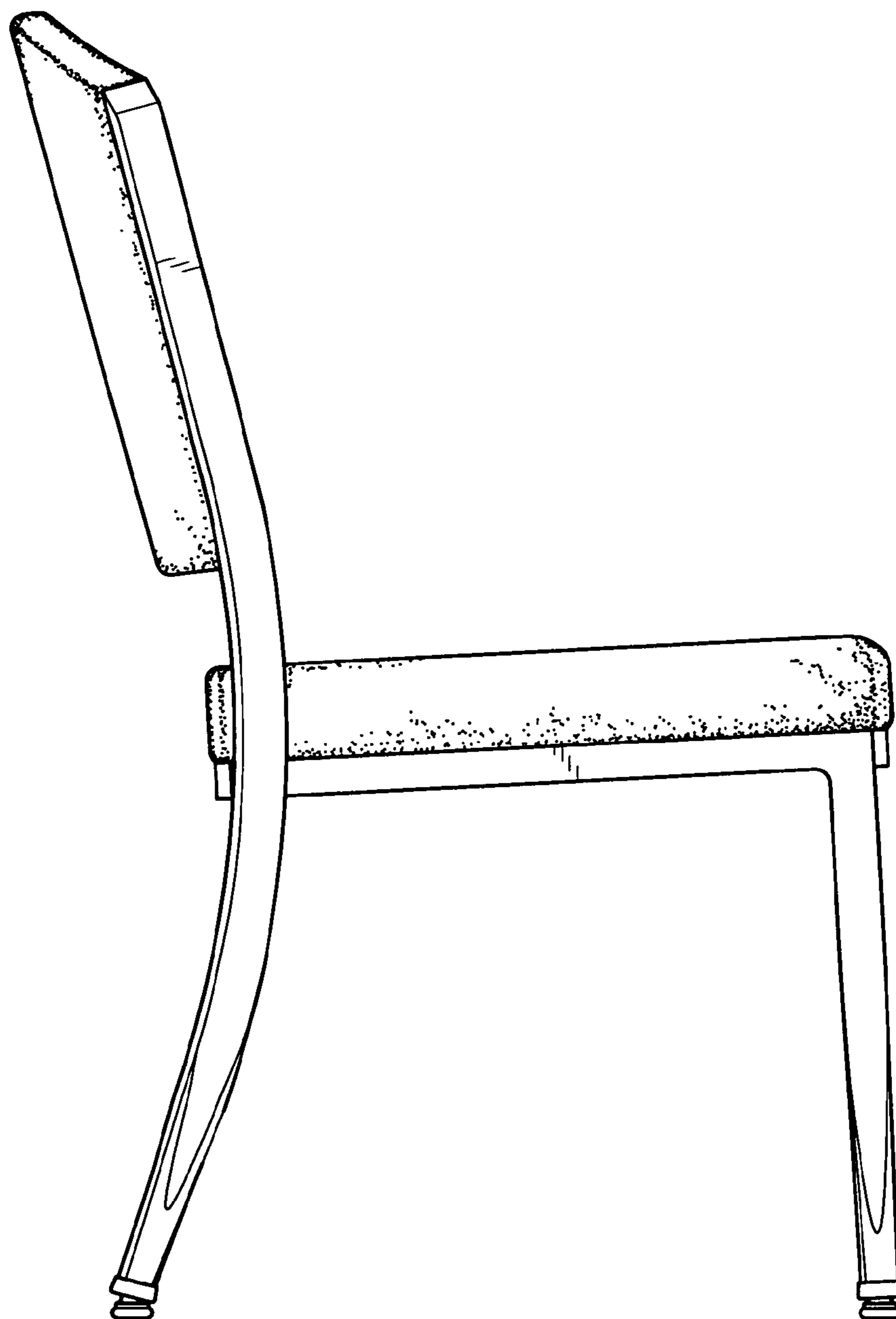


FIG. 4

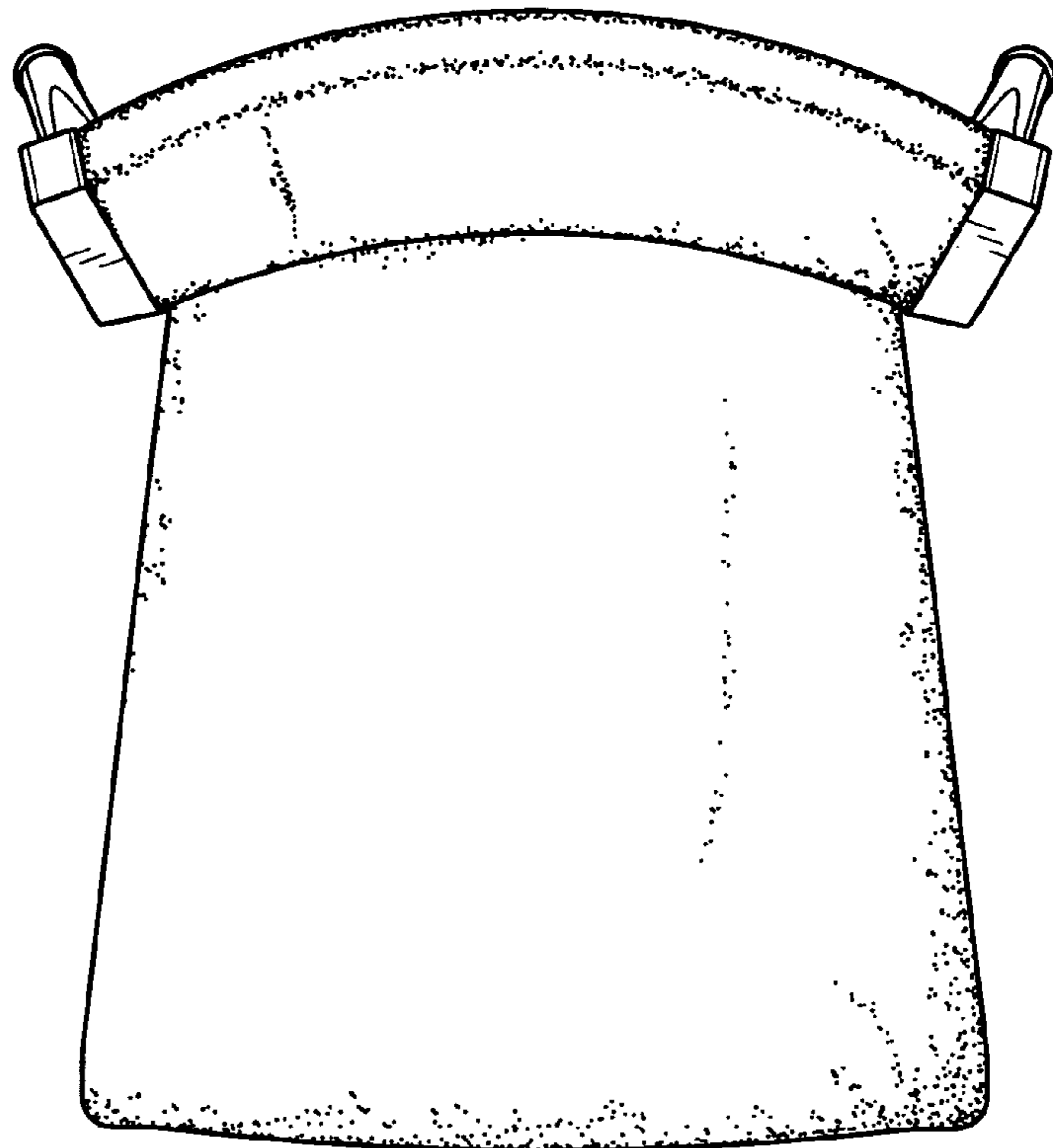


FIG. 5

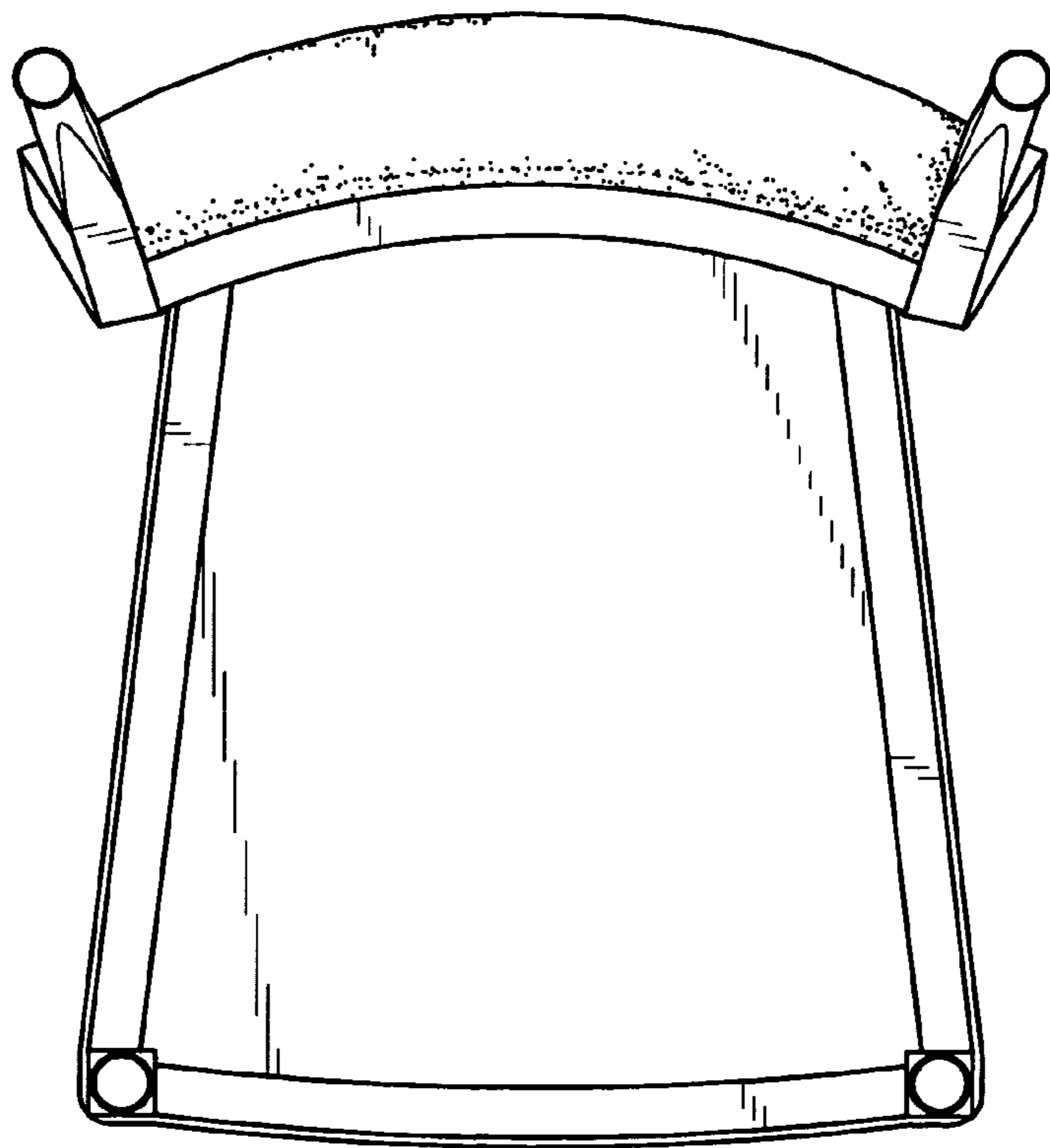


FIG. 6