



US00D647719S

(12) **United States Design Patent**
Kubryk

(10) **Patent No.:** **US D647,719 S**

(45) **Date of Patent:** **** Nov. 1, 2011**

(54) **STACKING CHAIR**

(76) Inventor: **Isaac Kubryk**, Lockeford, CA (US)

(**) Term: **14 Years**

(21) Appl. No.: **29/372,129**

(22) Filed: **Oct. 18, 2010**

(51) **LOC (9) Cl.** **06-01**

(52) **U.S. Cl.** **D6/374**

(58) **Field of Classification Search** D6/334-336,
D6/374, 375, 379, 380, 500-502; 297/183.1,
297/183.7, 239, 452.29, 445.1, 446.1, 448.1,
297/452.48

See application file for complete search history.

(56) **References Cited**

U.S. PATENT DOCUMENTS

3,203,731 A * 8/1965 Krueger 297/239
3,431,022 A * 3/1969 Poppe et al. 297/448.1
D358,041 S * 5/1995 Watts D6/379
D385,425 S * 10/1997 Goetz D6/379

D409,408 S * 5/1999 James et al. D6/379
D617,570 S * 6/2010 Kubryk D6/380
D629,223 S * 12/2010 Swy D6/374

* cited by examiner

Primary Examiner — Mimoso De

(74) *Attorney, Agent, or Firm* — Audrey A. Millemann;
Weintraub Genshlea et al.


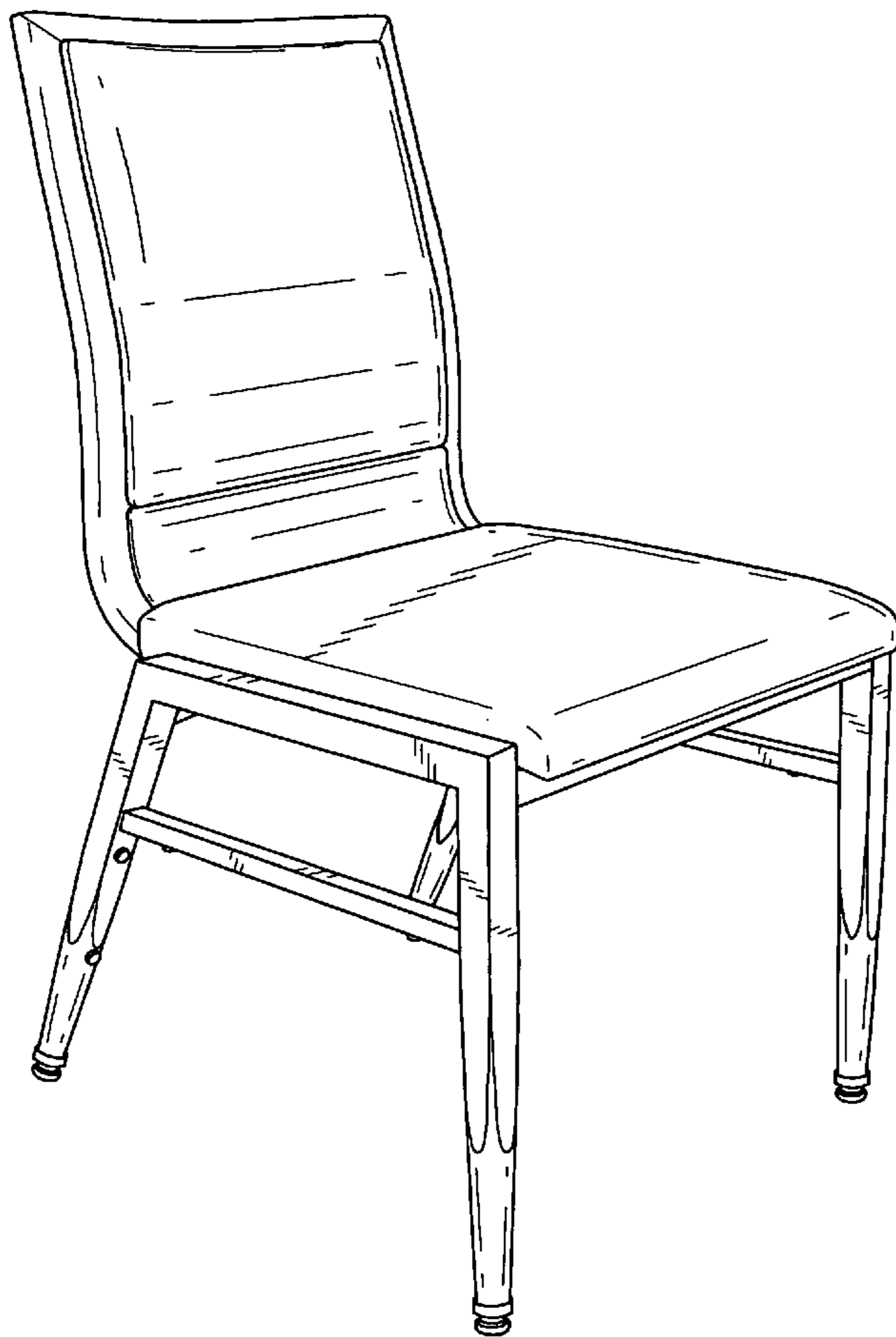
(57) **CLAIM**

The ornamental design for a stacking chair, as shown and described.

DESCRIPTION

FIG. 1 is a perspective view of a stacking chair, looking toward the right front corner, showing my new design; FIG. 2 is a front view thereof; FIG. 3 is a back view thereof; FIG. 4 is a right side view thereof; FIG. 5 is a top view thereof; and, FIG. 6 is a bottom view thereof.

1 Claim, 5 Drawing Sheets



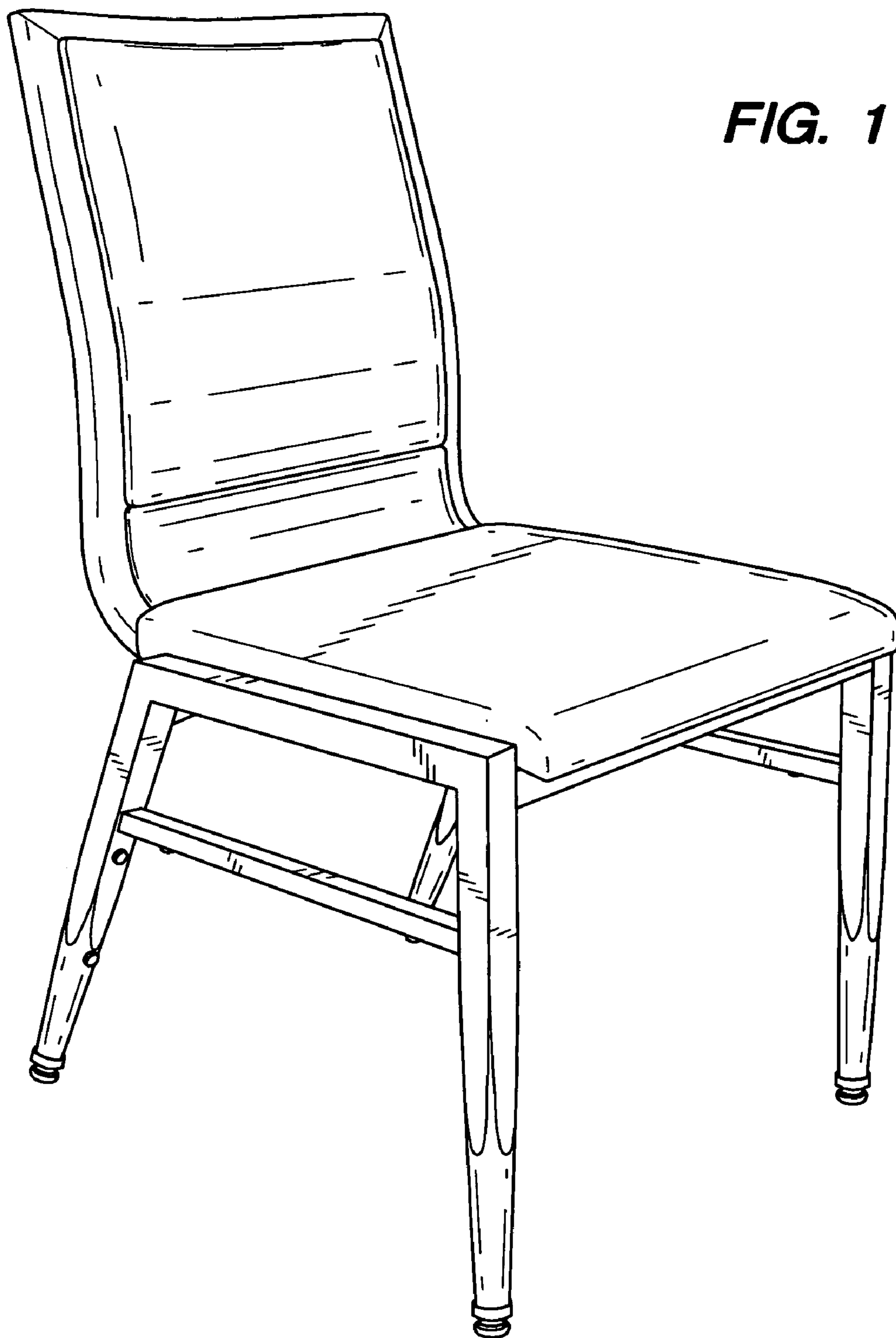


FIG. 1




FIG. 2




FIG. 3

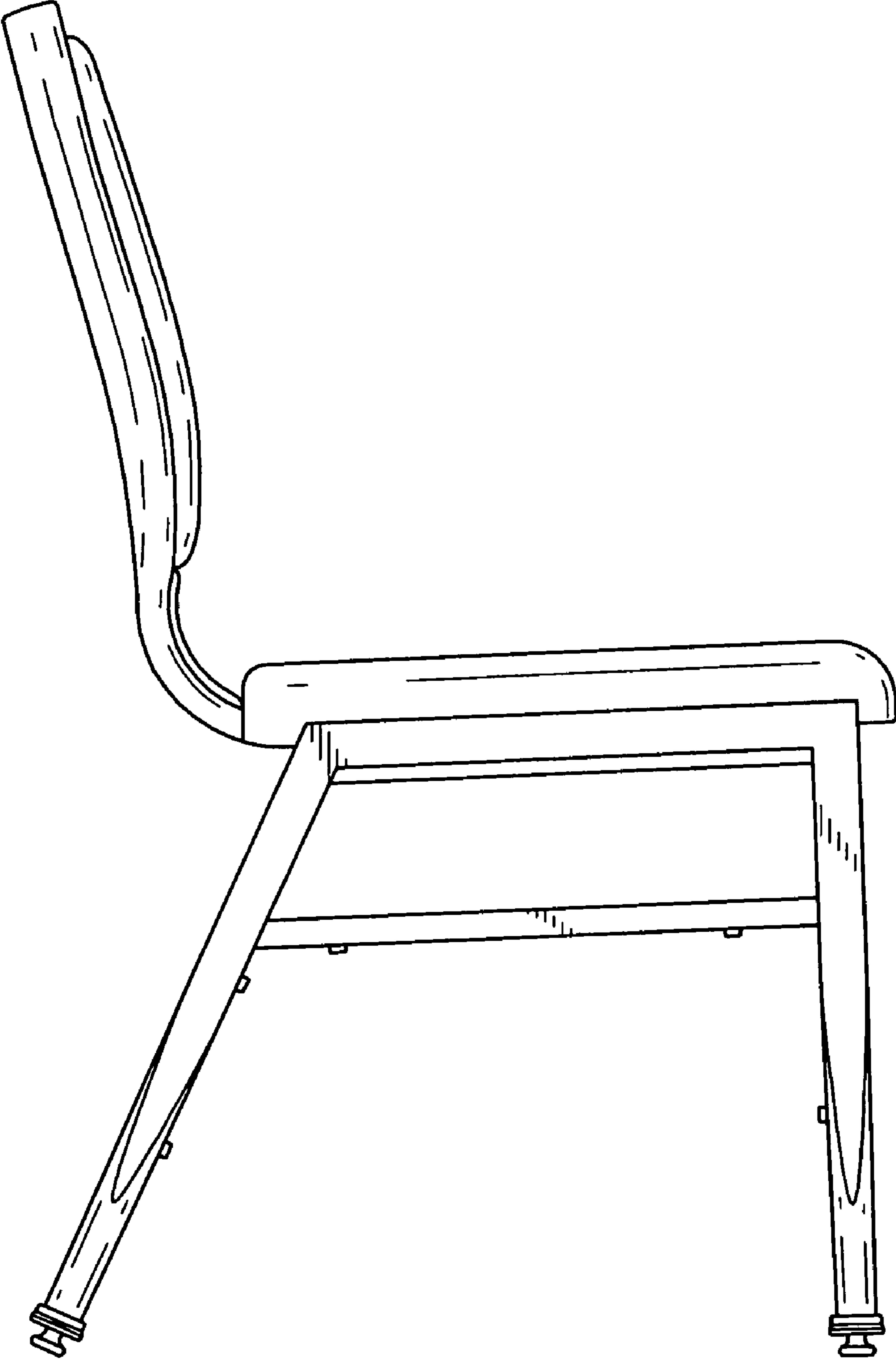


FIG. 4




FIG. 5

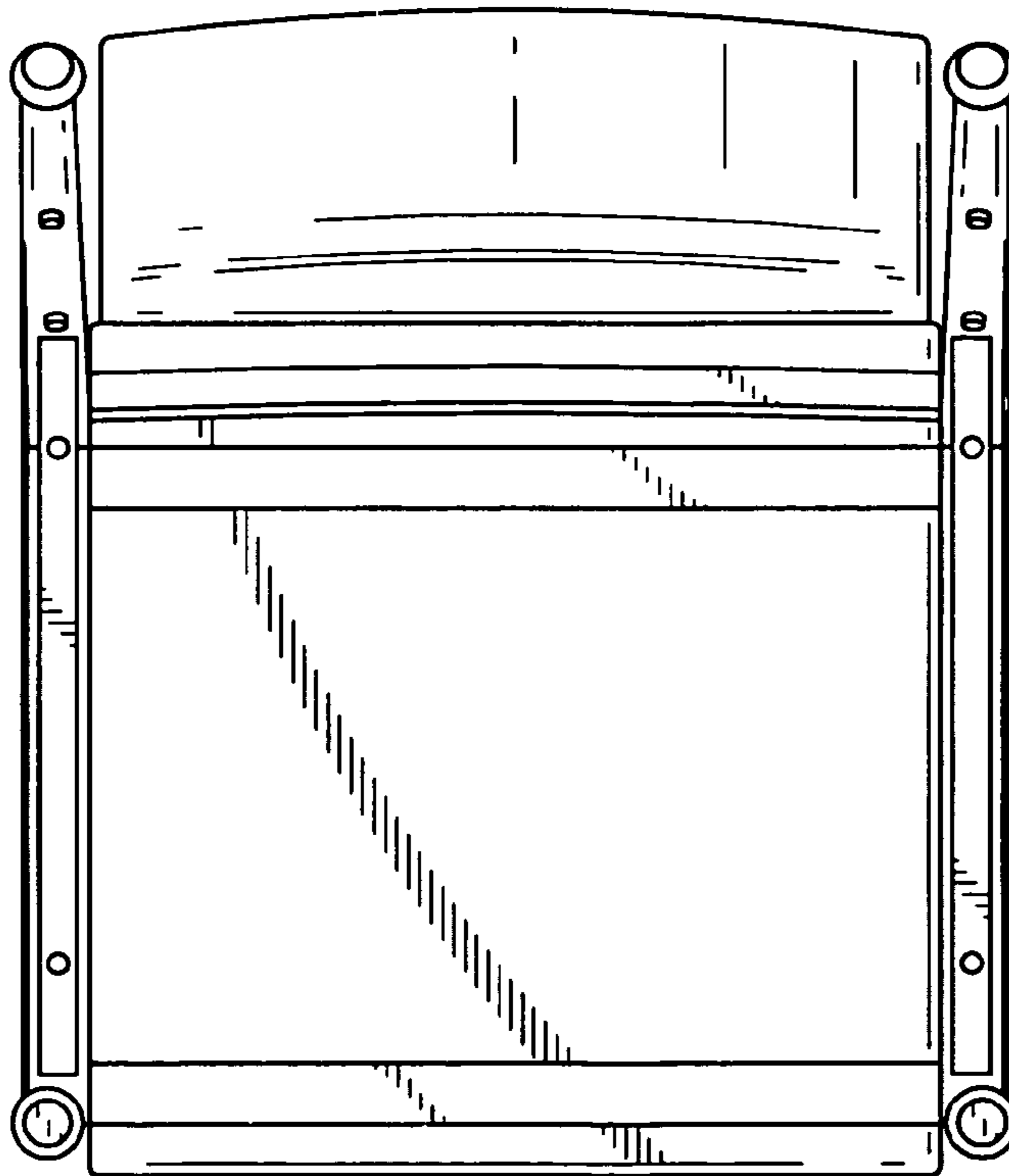


FIG. 6