



US00D647703S

(12) **United States Design Patent**
Li

(10) **Patent No.:** **US D647,703 S**
(45) **Date of Patent:** **** Nov. 1, 2011**

(54) **BOTTLE BRUSH**

(75) Inventor: **Quan Li**, Queens, NY (US)
(73) Assignee: **Casabella Holdings, LLC**, Blauvelt, NY (US)

(**) Term: **14 Years**

(21) Appl. No.: **29/389,227**

(22) Filed: **Apr. 7, 2011**

(51) **LOC (9) Cl.** **04-01**

(52) **U.S. Cl.** **D4/128**

(58) **Field of Classification Search** D4/128,
D4/136, 138; 15/143.1, 159.1, 160, 164,
15/176.1, 176.2, 186-188, 211

See application file for complete search history.

(56) **References Cited**

U.S. PATENT DOCUMENTS

6,202,247	B1 *	3/2001	Lorenz, Jr.	15/118
D466,309	S *	12/2002	Fong	D4/128
D468,539	S *	1/2003	Petner	D4/119
D489,903	S *	5/2004	Dunn	D4/128
D495,883	S *	9/2004	Berti	D4/138
D524,549	S *	7/2006	Ajluni et al.	D4/128
2007/0119011	A1 *	5/2007	Ho et al.	15/172

FOREIGN PATENT DOCUMENTS

TW M363837 U * 9/2009

OTHER PUBLICATIONS

OXO Tot Bottle Brush with Nipple Cleaner and Stand, available as early as Nov. 1, 2010 [online], Amazon.com, [retrieved on Jun. 16, 2011] Retrieved from the Internet: <URL: http://www.amazon.com/Bottle-Brush-Nipple-Cleaner-Orange/dp/B0038JDVCE/ref=sr_1_3?s=baby-products&ie=UTF8&qid=1308246706&sr=1-3>.*

* cited by examiner

Primary Examiner — Melanie H Tung

Assistant Examiner — Lavone D Tabor

(74) *Attorney, Agent, or Firm* — Curtis Mallet-Prevost Colt & Mosle LLP

(57) **CLAIM**

The ornamental design for the bottle brush, as shown and described.

DESCRIPTION

FIG. 1 is a perspective view of the new ornamental bottle brush of the present invention.

FIG. 2 is a front view thereof.

FIG. 3 is a rear view thereof.

FIG. 4 is a left view thereof.

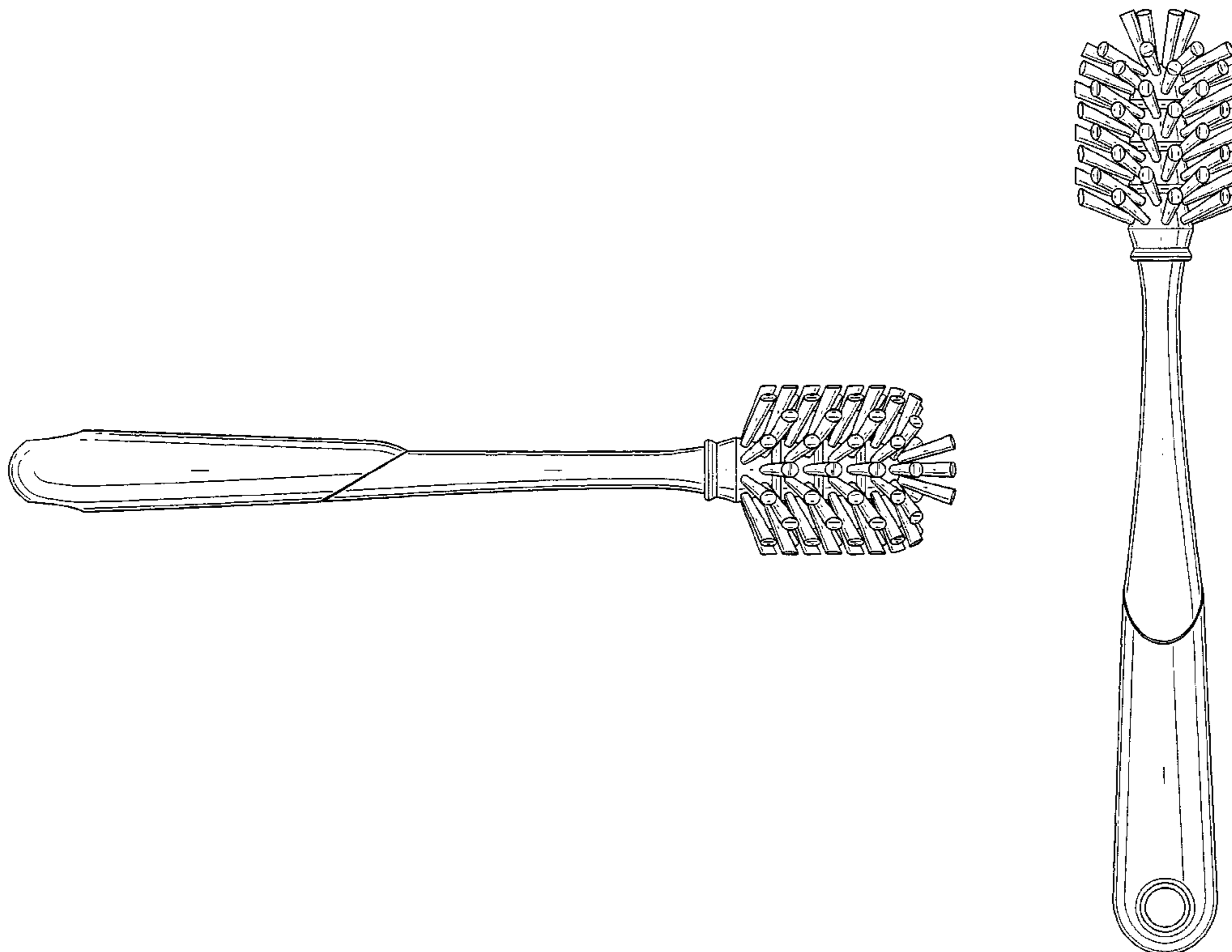
FIG. 5 is a right view thereof.

FIG. 6 is a top view thereof.

FIG. 7 is a bottom view thereof; and,

FIG. 8 is an exploded view thereof.

1 Claim, 5 Drawing Sheets



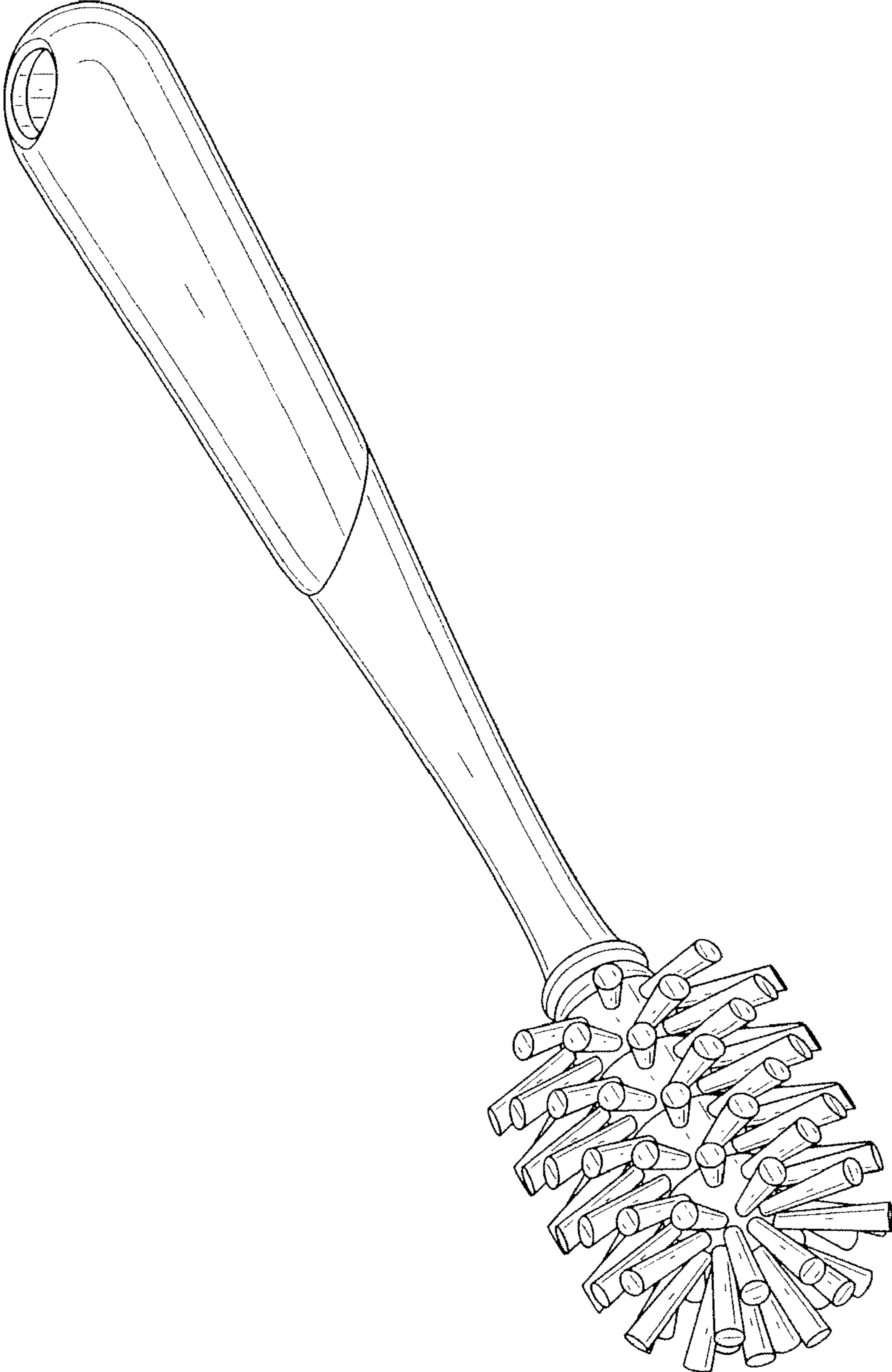


FIG. 1

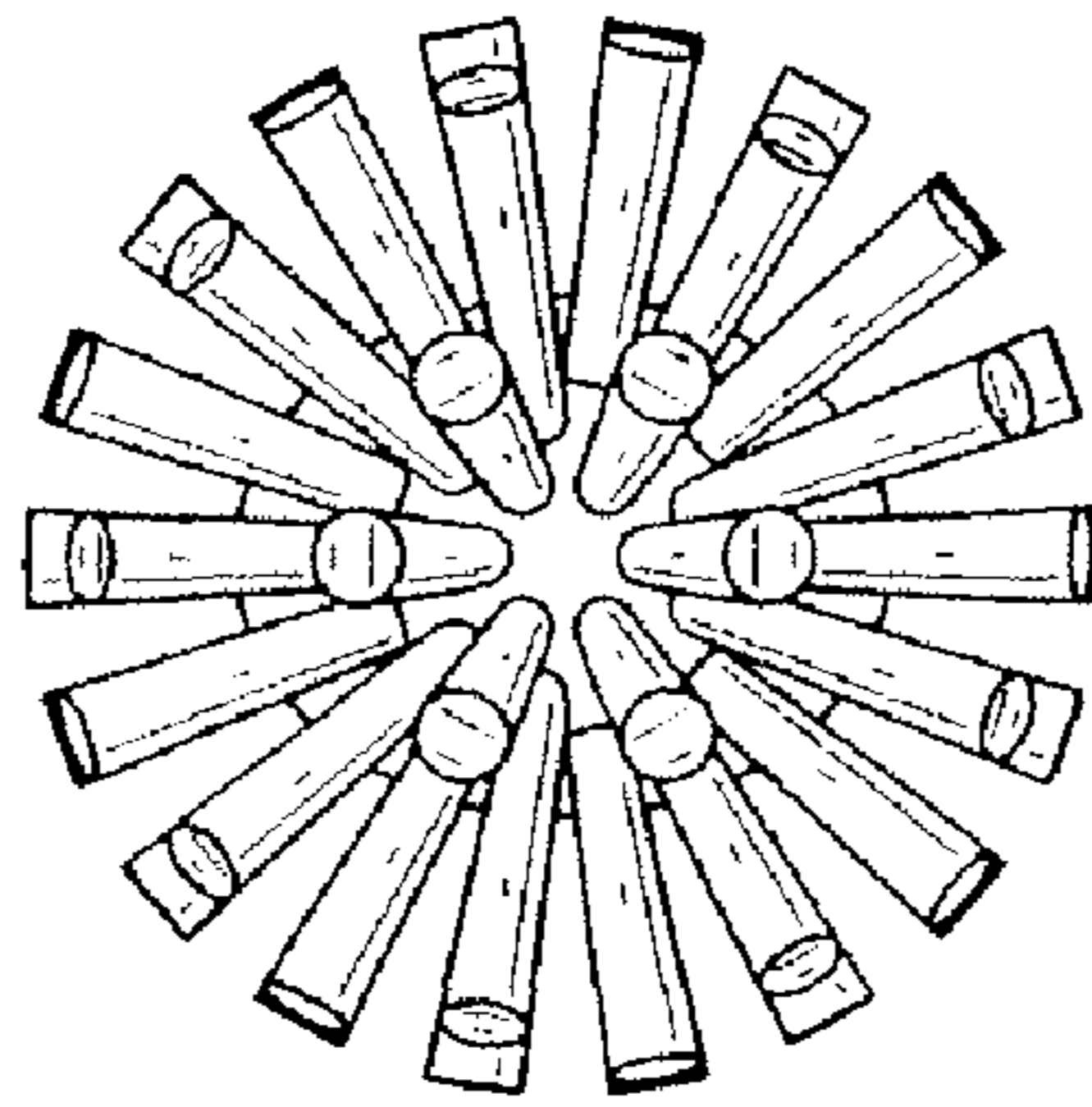


FIG. 2




FIG. 3

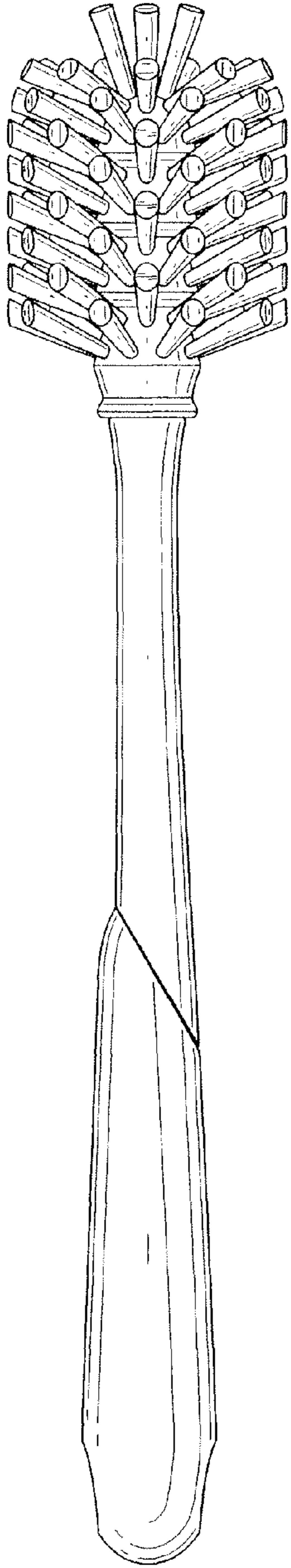


FIG. 4

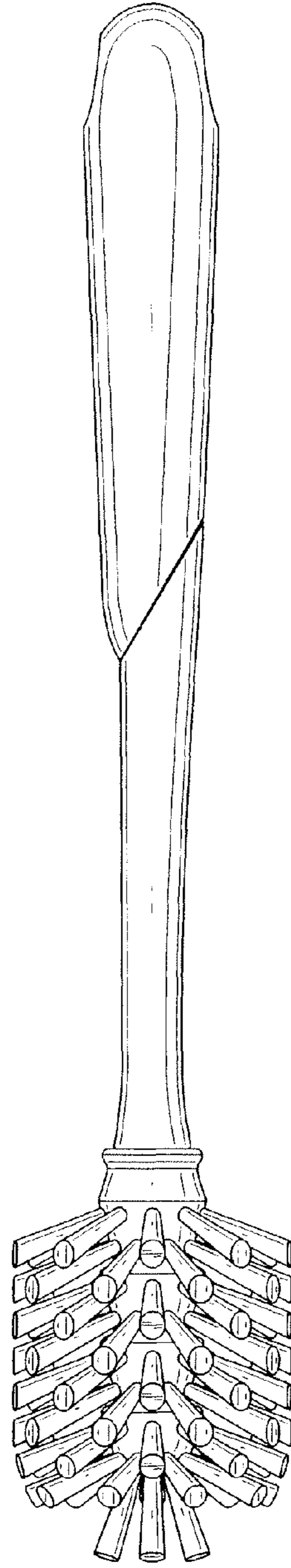


FIG. 5

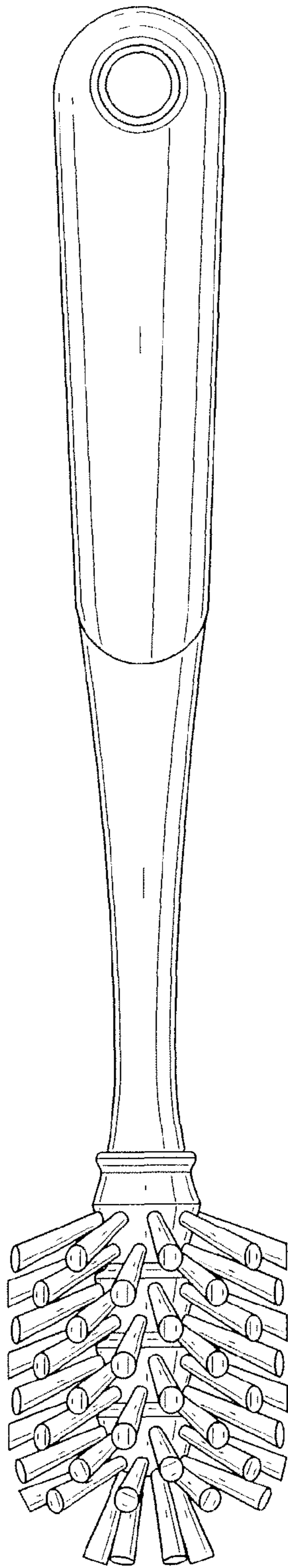


FIG. 6

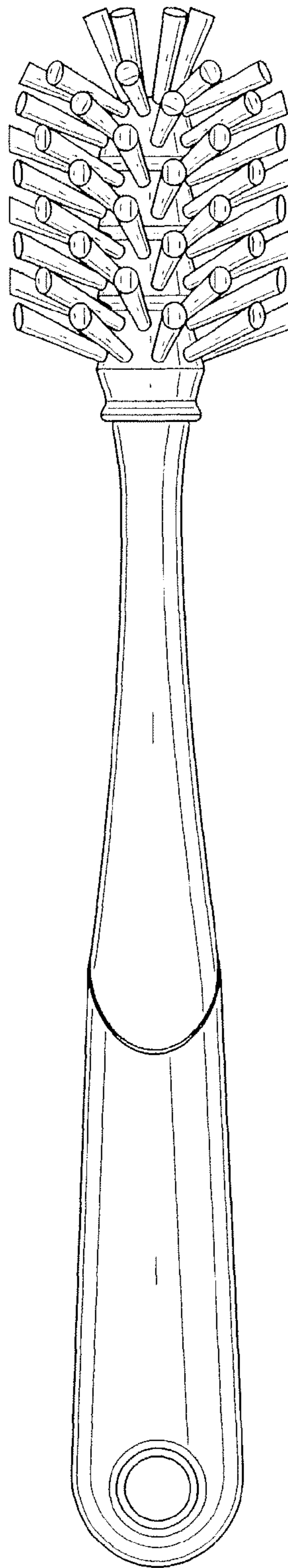


FIG. 7

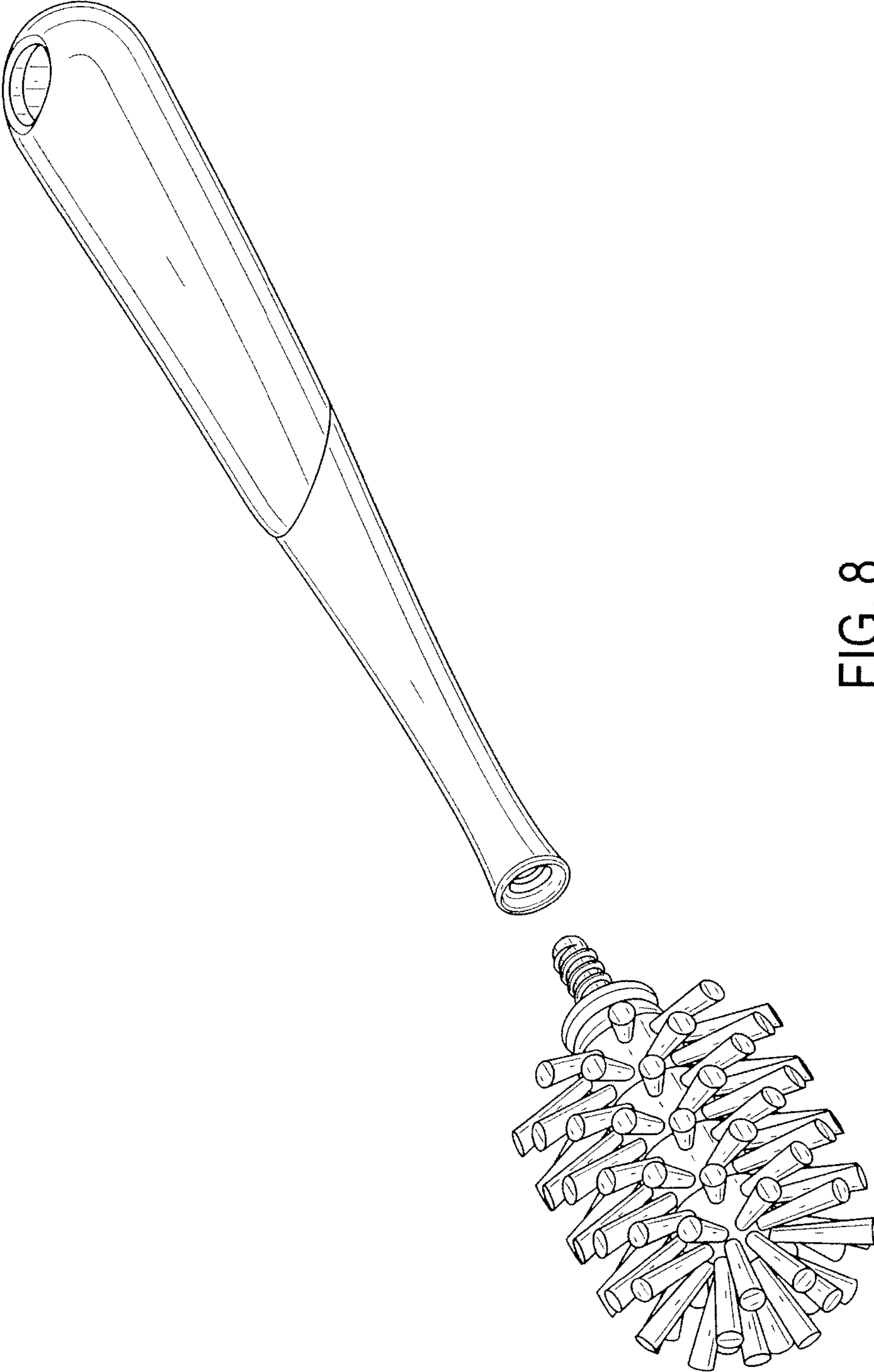


FIG. 8