



US00D647702S

(12) **United States Design Patent**
Lee et al.

(10) **Patent No.:** **US D647,702 S**
(45) **Date of Patent:** **** Nov. 1, 2011**

(54) **ORAL CARE IMPLEMENT**

(75) Inventors: **David Lee**, East Brunswick, NJ (US);
Brenda Zuck, Greenwood Lake, NY (US)

(73) Assignee: **Colgate-Palmolive Company**, New York, NY (US)

(**) Term: **14 Years**

(21) Appl. No.: **29/381,523**

(22) Filed: **Dec. 20, 2010**

(51) **LOC (9) Cl.** **04-02**

(52) **U.S. Cl.** **D4/108**

(58) **Field of Classification Search** D4/101,
D4/104-112, 132-134, 136, 138; D24/146,
D24/147, 152; 15/110, 143.1, 167.1, 167.2,
15/186-188; 16/110.1, 430, 431, DIG. 12,
16/DIG. 19; 132/308-311; 601/139, 141;
606/161

See application file for complete search history.

(56) **References Cited**

U.S. PATENT DOCUMENTS

D514,320	S	*	2/2006	Hohlbein	D4/104
D582,162	S	*	12/2008	Moskovich	D4/108
D609,013	S	*	2/2010	Kling et al.	D4/108
D628,389	S	*	12/2010	Ravindran et al.	D4/108
2008/0201884	A1	*	8/2008	Vazquez et al.	15/167.1
2008/0276393	A1	*	11/2008	Russell et al.	15/105
2009/0183331	A1	*	7/2009	Gross et al.	15/167.1

FOREIGN PATENT DOCUMENTS

WO WO 01/45573 A1 * 6/2001

* cited by examiner

Primary Examiner — Melanie H Tung

Assistant Examiner — Lavone D Tabor

(74) *Attorney, Agent, or Firm* — Judy W. Chung

(57) **CLAIM**


The ornamental design for an oral care implement, as shown and described.

DESCRIPTION

FIG. 1 is a right front perspective view of an oral care implement according to the new design;
FIG. 2 is a left front perspective view thereof;
FIG. 3 is a right rear perspective view thereof;
FIG. 4 is a left rear perspective view thereof;
FIG. 5 is a front view thereof;
FIG. 6 is a rear view thereof;
FIG. 7 is a left side view thereof;
FIG. 8 is a right side view thereof;
FIG. 9 is a top view thereof; and,
FIG. 10 is a bottom view thereof.

The claim is limited to the raised elements on the rear of the head portion. All broken lines shown in the drawings are for environmental purposes only and form no part of the claimed design.

1 Claim, 5 Drawing Sheets






FIG. 1




FIG. 2




FIG. 3




FIG. 4




FIG. 5




FIG. 6




FIG. 7




FIG. 8

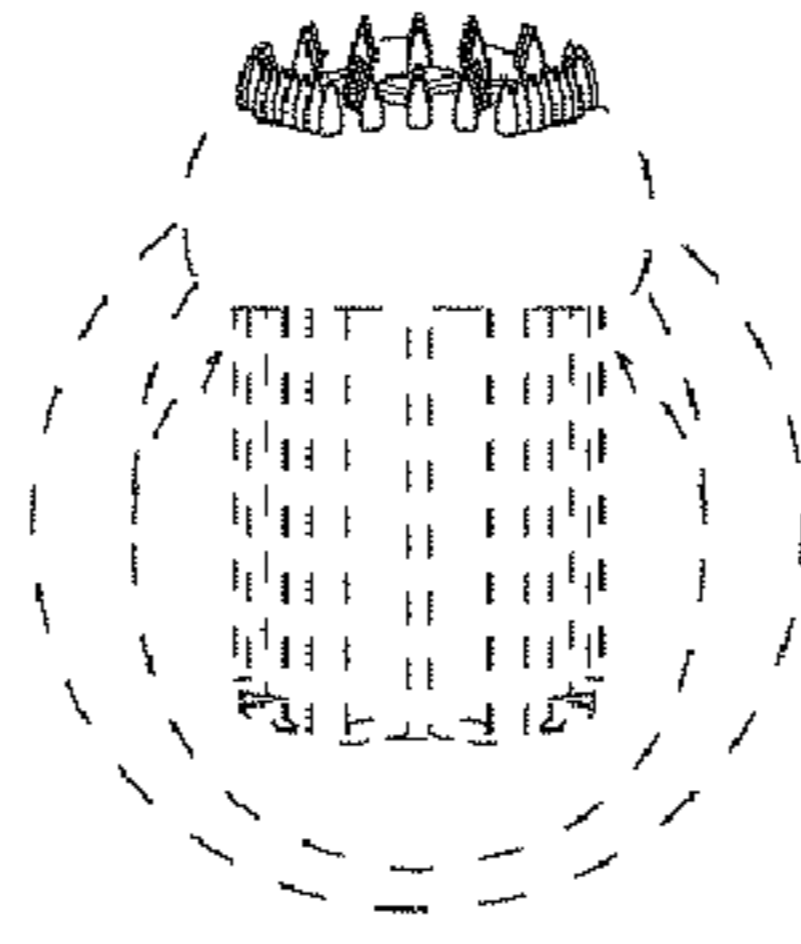


FIG. 9

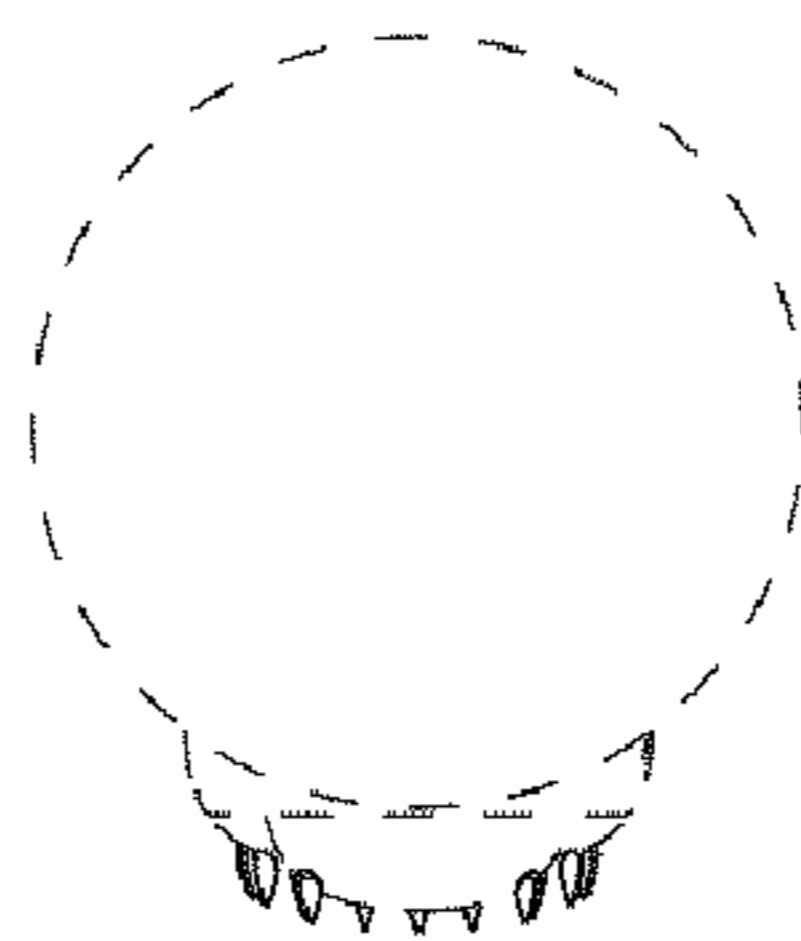


FIG. 10