



US00D647698S

(12) **United States Design Patent**  
**Cally**

(10) **Patent No.:** **US D647,698 S**

(45) **Date of Patent:** **\*\* Nov. 1, 2011**

(54) **TOY CONTAINER**

(75) Inventor: **Damien Cally**, Montreal (CA)

(73) Assignee: **MEGA Brands Inc.**, Montreal, Quebec (CA)

(\*\*) Term: **14 Years**

(21) Appl. No.: **29/380,911**

(22) Filed: **Dec. 13, 2010**

(51) **LOC (9) Cl.** ..... **03-01**

(52) **U.S. Cl.** ..... **D3/271.4**

(58) **Field of Classification Search** ..... D3/269–271.12,  
D3/201, 211, 212, 214, 215, 216, 217, 234,  
D3/273, 289, 294, 301, 302, 304; 206/576,  
206/320, 214, 457, 315.1; 190/109, 110,  
190/111, 18 A, 900, 902; D14/217, 421,  
D14/432, 440, 250; 446/76, 470; D34/19;  
D21/421; D6/440; 224/153, 577, 578

See application file for complete search history.

(56) **References Cited**

**U.S. PATENT DOCUMENTS**

1,240,740	A *	9/1917	Levett	.....	220/322
D245,228	S *	8/1977	Gilson et al.	.....	D3/271.2
D248,115	S	6/1978	Tapdrup		
D248,172	S	6/1978	Tapdrup		
D248,173	S	6/1978	Tapdrup		
D248,174	S	6/1978	Tapdrup		
D248,175	S	6/1978	Tapdrup		
D248,176	S	6/1978	Tapdrup		
D248,177	S	6/1978	Tapdrup		

D248,178	S	6/1978	Tapdrup		
D248,582	S	7/1978	Tapdrup		
D251,261	S	3/1979	Tapdrup		
D288,145	S *	2/1987	Northrup et al.	.....	D6/634
5,035,324	A *	7/1991	Bertrand	.....	206/457
D325,941	S	5/1992	Bertrand		
D339,688	S *	9/1993	Steidl	.....	D3/271.4
D357,714	S	4/1995	Ryaa		
D369,022	S *	4/1996	Sun	.....	D3/271.12
D453,625	S *	2/2002	Mogil	.....	D3/301
6,707,777	B1 *	3/2004	Cherry	.....	369/63
D506,063	S *	6/2005	Hussa-Lietz	.....	D3/271.12
2011/0031143	A1 *	2/2011	Lindeman	.....	206/315.4

\* cited by examiner

*Primary Examiner* — Barbara Fox

(74) *Attorney, Agent, or Firm* — Plumsea Law Group, LLC

(57) **CLAIM**

I claim the ornamental design for a toy container, as shown and described.

**DESCRIPTION**

FIG. 1 is a top perspective view of a toy container showing the new design.

FIG. 2 is a front elevational view thereof;

FIG. 3 is a rear elevational view thereof;

FIG. 4 is a left side elevational view thereof;


FIG. 5 is a right side elevational view thereof;

FIG. 6 is a top plan view thereof; and,

FIG. 7 is a bottom plan view thereof.

The broken lines shown in the drawings are for the purpose of illustrating unclaimed portions of the toy container and form no part of the claimed design.

**1 Claim, 7 Drawing Sheets**



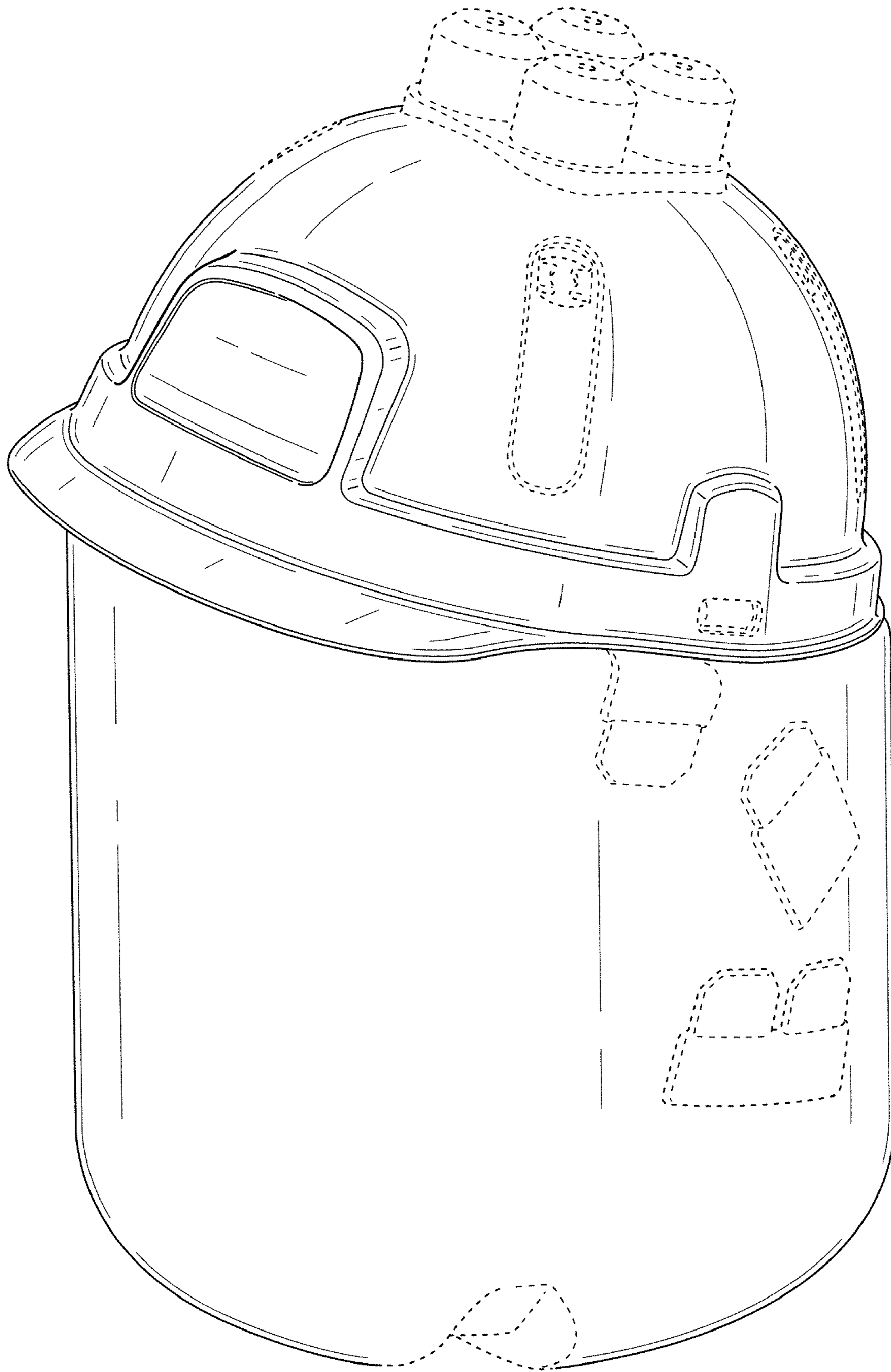


Fig. 1

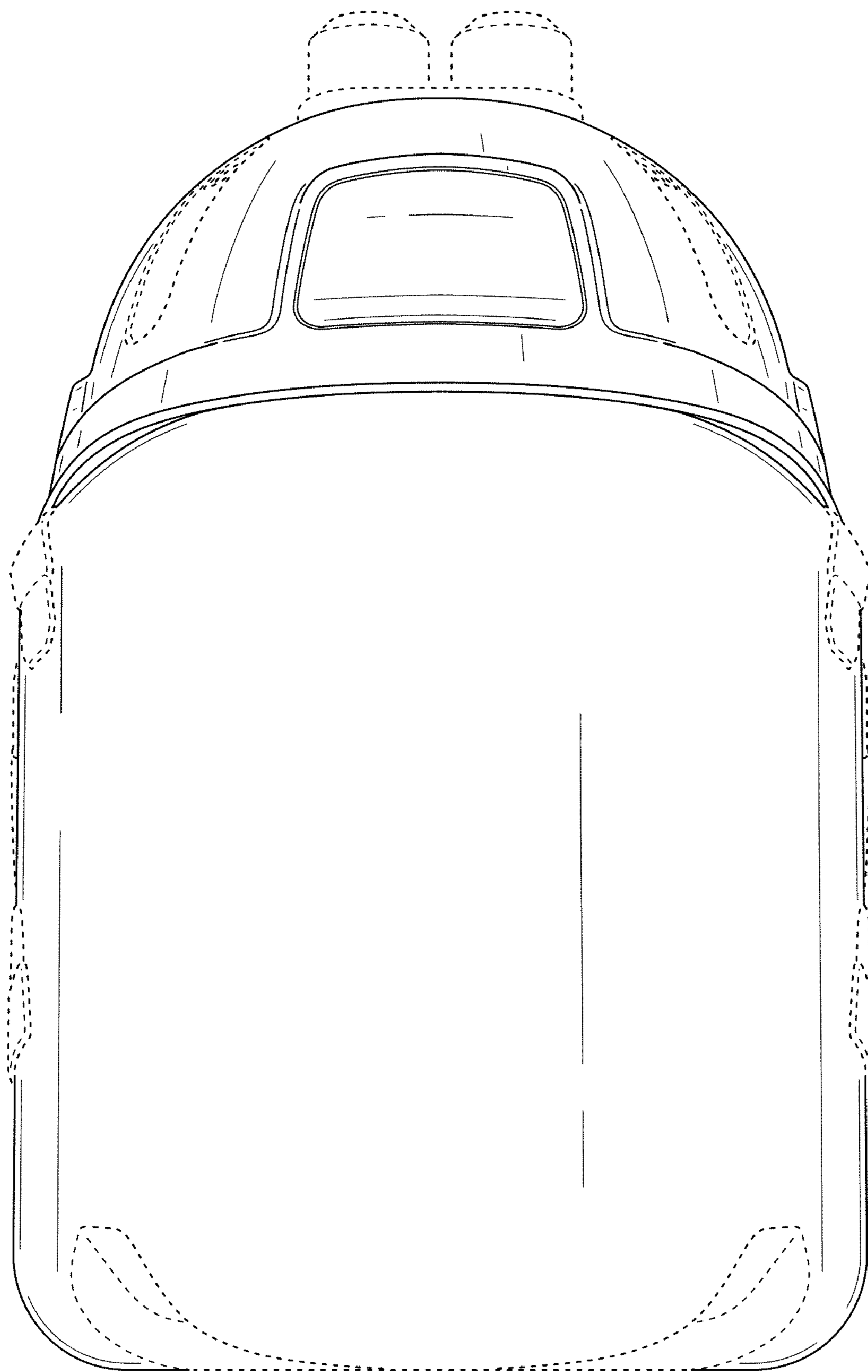


Fig. 2

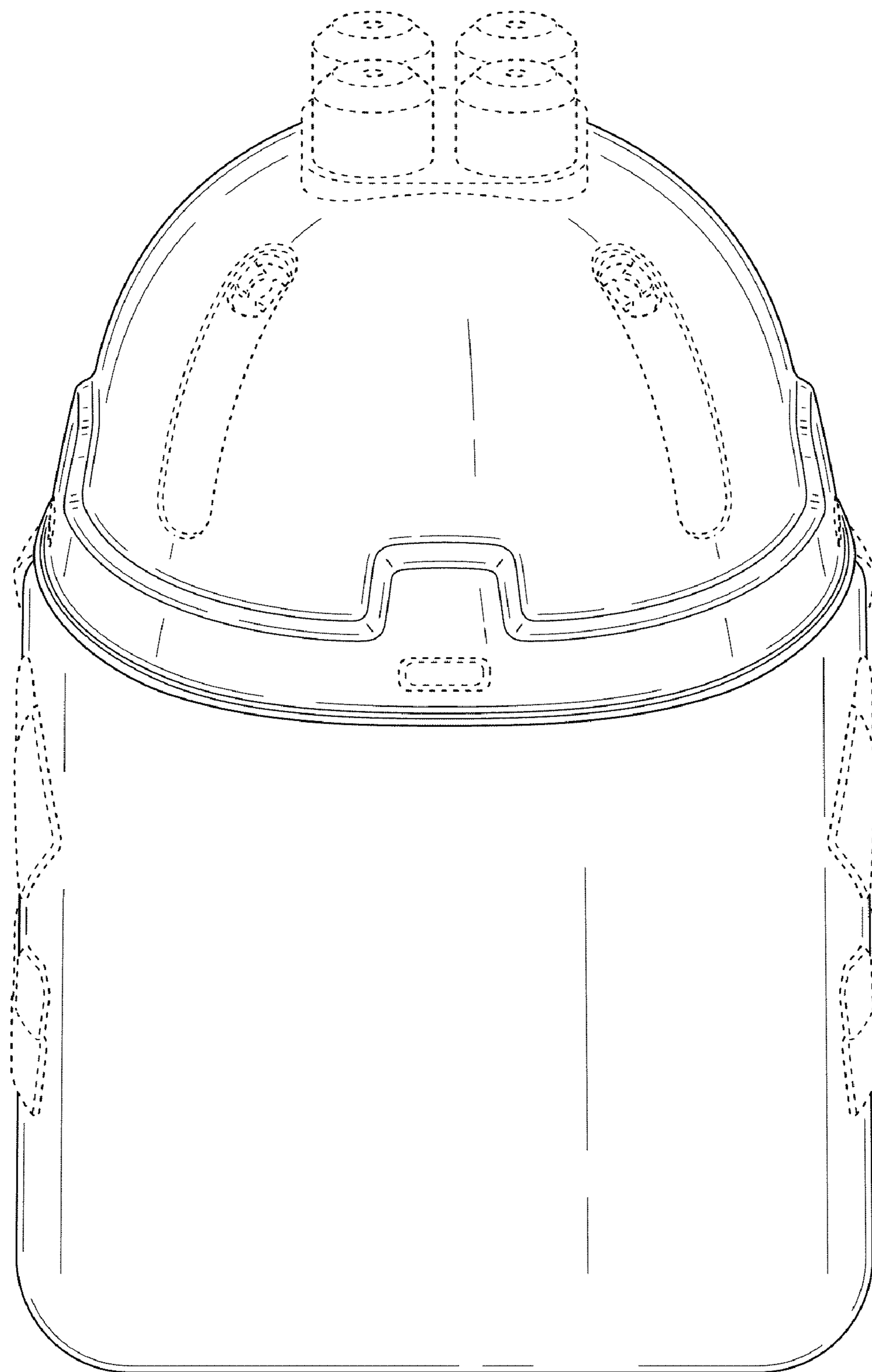


Fig. 3



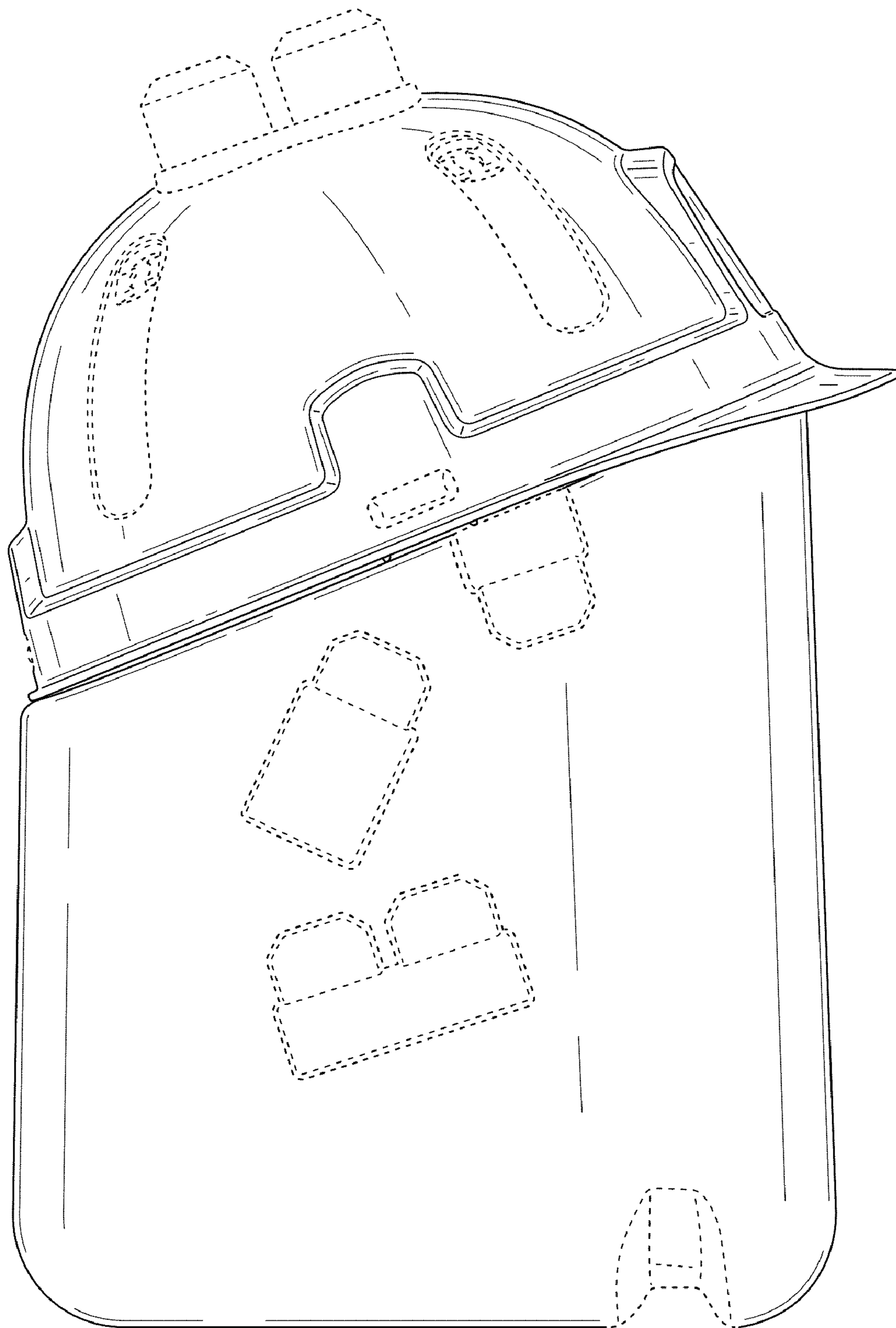


Fig. 4

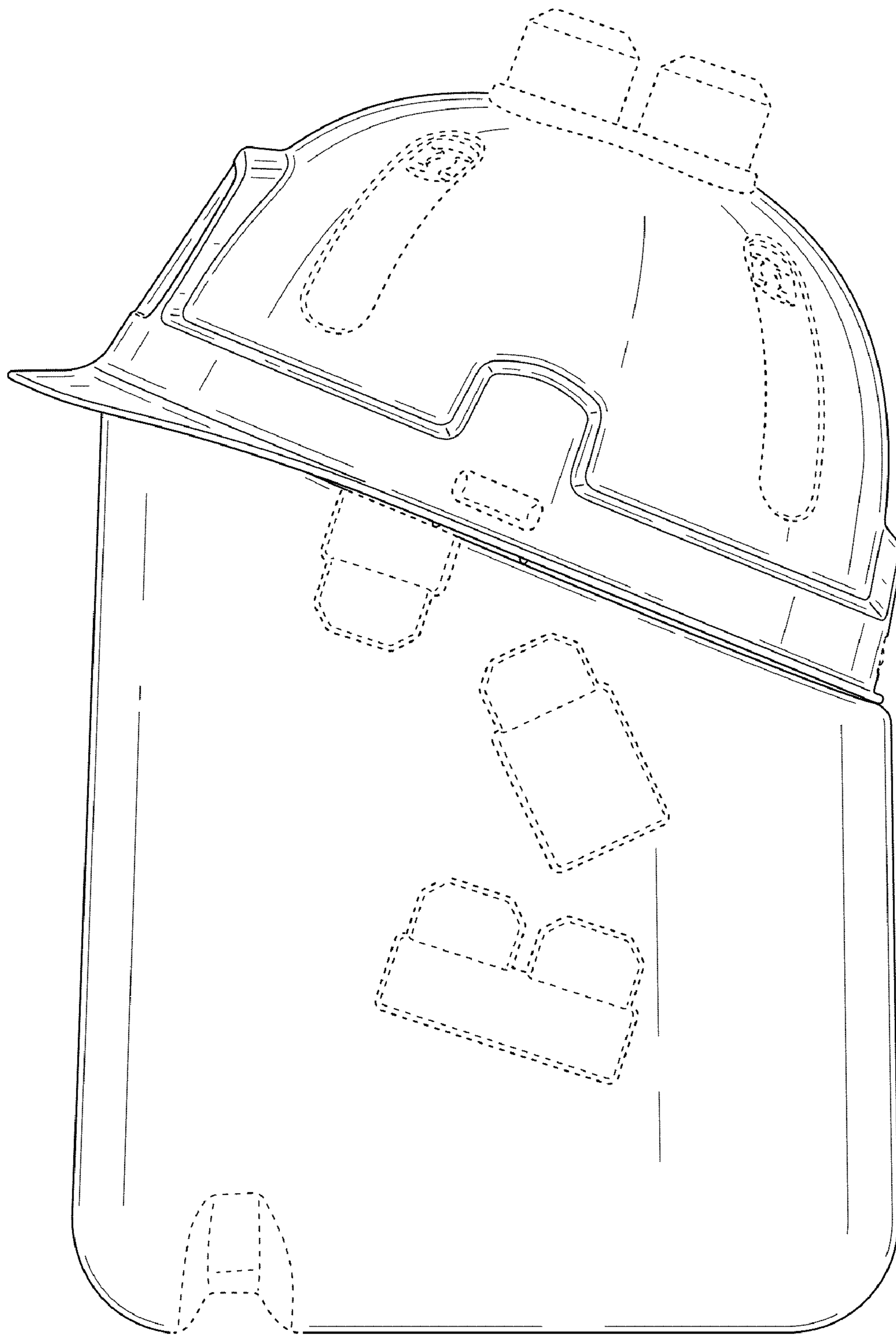


Fig. 5

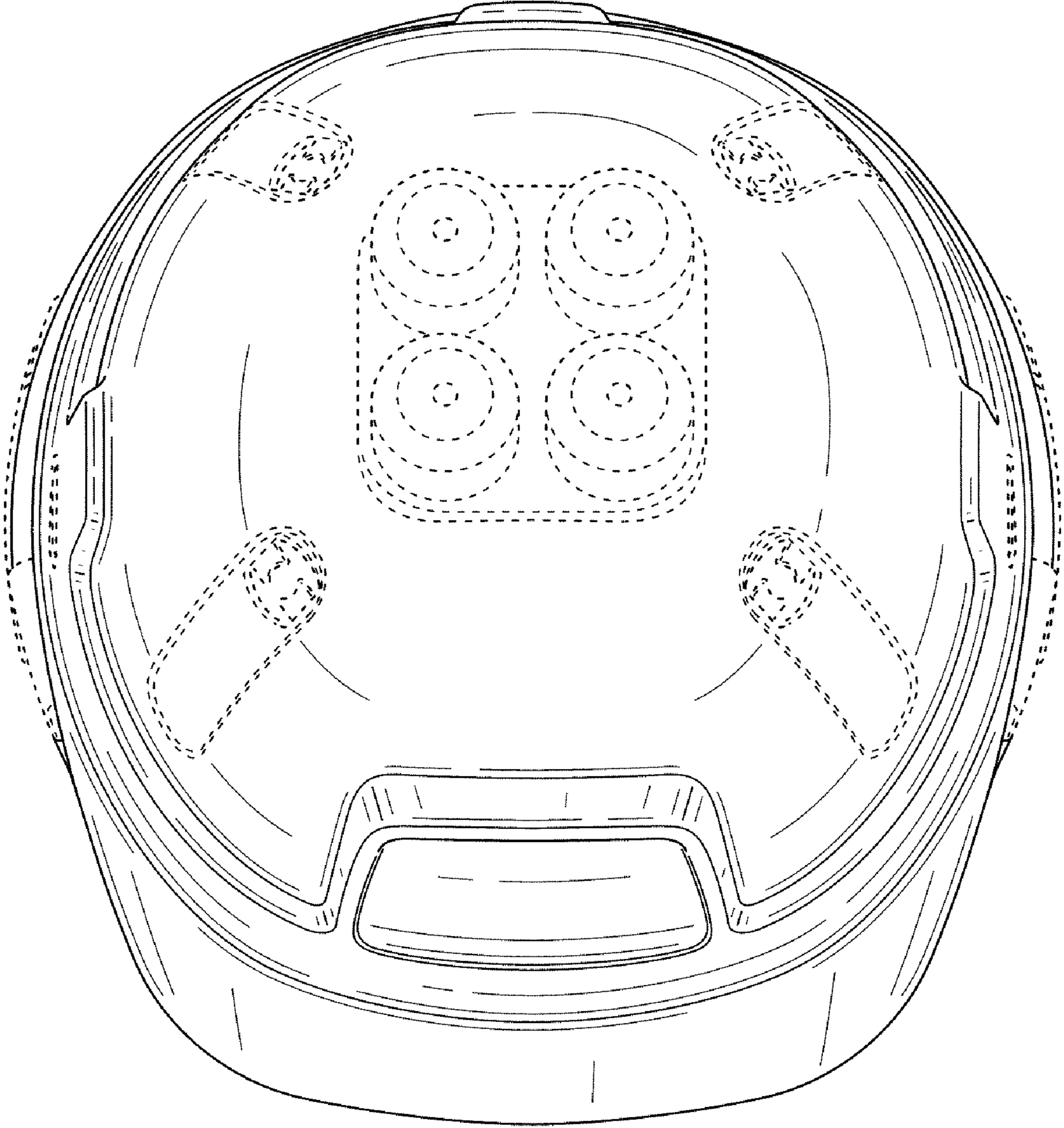


Fig. 6

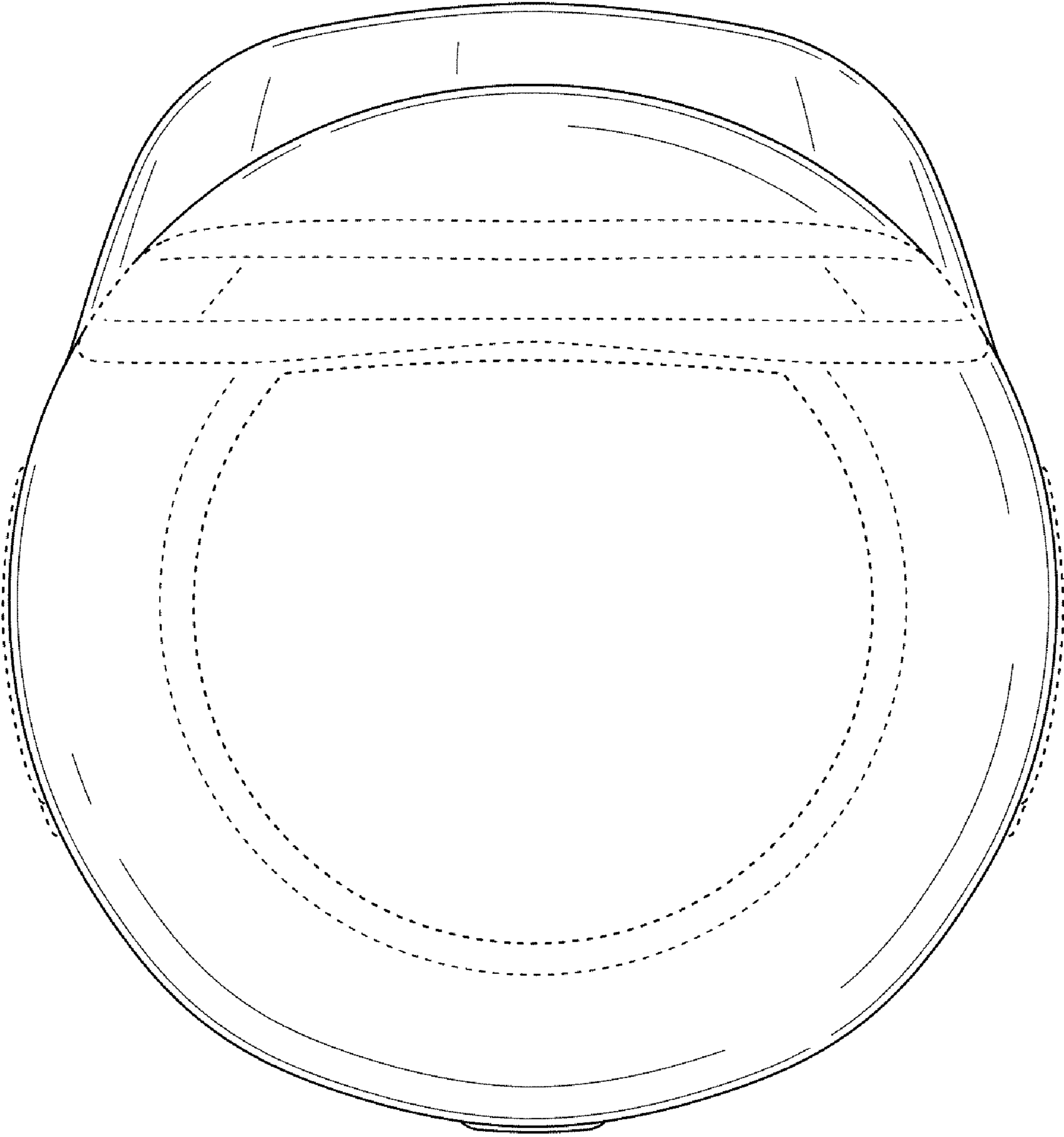


Fig. 7



UNITED STATES PATENT AND TRADEMARK OFFICE  
**CERTIFICATE OF CORRECTION**

PATENT NO. : D647,698 S  
APPLICATION NO. : 29/380911  
DATED : November 1, 2011  
INVENTOR(S) : Damien Cally

Page 1 of 1

It is certified that error appears in the above-identified patent and that said Letters Patent is hereby corrected as shown below:

Title Page,

at the end of the DESCRIPTION,

insert --The shading illustrated in the figures is provided merely to represent the contour of  
the design and is not intended to be illustrative of, for example, texture, gloss, color,  
translucence, transparency, or surface decoration.--

Signed and Sealed this  
Thirty-first Day of January, 2012

A handwritten signature in black ink that reads "David J. Kappos". The signature is written in a cursive, slightly slanted style.

David J. Kappos  
*Director of the United States Patent and Trademark Office*