



US00D647697S

(12) **United States Design Patent**  
**Littleton**

(10) **Patent No.:** **US D647,697 S**

(45) **Date of Patent:** **\*\* Nov. 1, 2011**

(54) **CELL PHONE WALLET**

(76) Inventor: **Garry A. Littleton**, Lynnville, TN (US)

(\*\*) Term: **14 Years**

(21) Appl. No.: **29/377,780**

(22) Filed: **Oct. 26, 2010**

(51) **LOC (9) Cl.** ..... **03-01**

(52) **U.S. Cl.** ..... **D3/249**

(58) **Field of Classification Search** ..... D3/203,  
D3/247-253; 150/130-132, 137  
See application file for complete search history.

(56) **References Cited**

**U.S. PATENT DOCUMENTS**

2,020,797	A *	11/1935	Pabst, Jr.	.....	206/39.4
2,288,704	A *	7/1942	Herbener	.....	150/141
D136,889	S *	12/1943	Hyman	.....	D3/250
D161,422	S *	1/1951	Chase	.....	D3/251
2,578,390	A *	12/1951	Bastow	.....	150/136
D619,358	S *	7/2010	Dillard	.....	D3/243

**OTHER PUBLICATIONS**

- Col. Littleton Illustrated Catalog No. 17, Americana Collection 2009, front cover and p. 25.  
 Col. Littleton Illustrated Catalog No. 16, Americana Collection 2008, front cover and p. 21.  
 Col. Littleton Illustrated Catalog No. 15, Americana Collection 2007, front cover and pp. 21 and 54.

Col. Littleton Illustrated Catalog No. 14, Americana Collection 2006, front cover and pp. 22 and 56.

\* cited by examiner

*Primary Examiner* — Holly Baynham

(74) *Attorney, Agent, or Firm* — Waddey & Patterson, PC; I. C. Waddey, Jr.

(57) **CLAIM**

What is claimed is the ornamental design for a cell phone wallet, as shown and described.

**DESCRIPTION**

The patent or application file contains at least one drawing executed in color. Copies of this patent or patent application publication with color drawing(s) will be provided by the Office upon request and payment of the necessary fee.

FIG. 1 is a front view showing the cell phone wallet of Applicant's invention.

FIG. 2 is a back view of the cell phone wallet of Applicant's invention.

FIG. 3 is a left side view of the cell phone wallet of Applicant's invention.

FIG. 4 is a right side view of the cell phone wallet of Applicant's invention.

FIG. 5 is a top view of the cell phone wallet of Applicant's invention; and,

FIG. 6 is a bottom view of the cell phone wallet of Applicant's invention.

**1 Claim, 6 Drawing Sheets**  
**(6 of 6 Drawing Sheet(s) Filed in Color)**






Fig. 1




Fig. 2




Fig. 3



Fig. 4

Fig. 5






Fig. 6