



US00D647694S

(12) **United States Design Patent**  
**Mitchell**

(10) **Patent No.:** **US D647,694 S**

(45) **Date of Patent:** **\*\* Nov. 1, 2011**

(54) **FRAME FOR COMBINED BACKPACK AND CHAIR**

(76) Inventor: **Gregory Condy Mitchell**, Ashburn, VA (US)

(\*\*) Term: **14 Years**

(21) Appl. No.: **29/351,719**

(22) Filed: **Dec. 10, 2009**

(51) **LOC (9) Cl.** ..... **03-01**

(52) **U.S. Cl.** ..... **D3/216**

(58) **Field of Classification Search** ..... 6/214, 215, 6/216, 217, 270; D2/830; 224/153, 576, 224/577, 578; D3/328

See application file for complete search history.

(56) **References Cited**

U.S. PATENT DOCUMENTS

5,046,651	A *	9/1991	Dagdagan	224/155
5,381,941	A *	1/1995	Brune	224/155
5,433,358	A *	7/1995	Millard	224/153
5,597,101	A *	1/1997	Barber et al.	224/155
5,878,928	A *	3/1999	Seiber	224/153
6,217,113	B1 *	4/2001	Knatz	297/118
D449,440	S *	10/2001	Fair	D3/214
6,345,862	B1 *	2/2002	Meinburg	297/55
D571,115	S *	6/2008	Cohen	D6/368
7,673,777	B2 *	3/2010	Gleason, Jr.	224/635
2002/0017545	A1 *	2/2002	Badillo et al.	224/675
2002/0023937	A1 *	2/2002	O'Hare	224/155
2005/0168026	A1 *	8/2005	Kau	297/256.16
2008/0149676	A1 *	6/2008	Bartel	224/628
2009/0084821	A1 *	4/2009	Lenzi	224/155

2010/0032464	A1 *	2/2010	Gleason, Jr.	224/631
2010/0301078	A1 *	12/2010	Tamir et al.	224/155
2011/0105966	A1 *	5/2011	Kazerooni et al.	601/35

\* cited by examiner

*Primary Examiner* — T. Chase Nelson

(74) *Attorney, Agent, or Firm* — Rothwell, Figg, Ernst & Manbeck, P.C.

(57) **CLAIM**

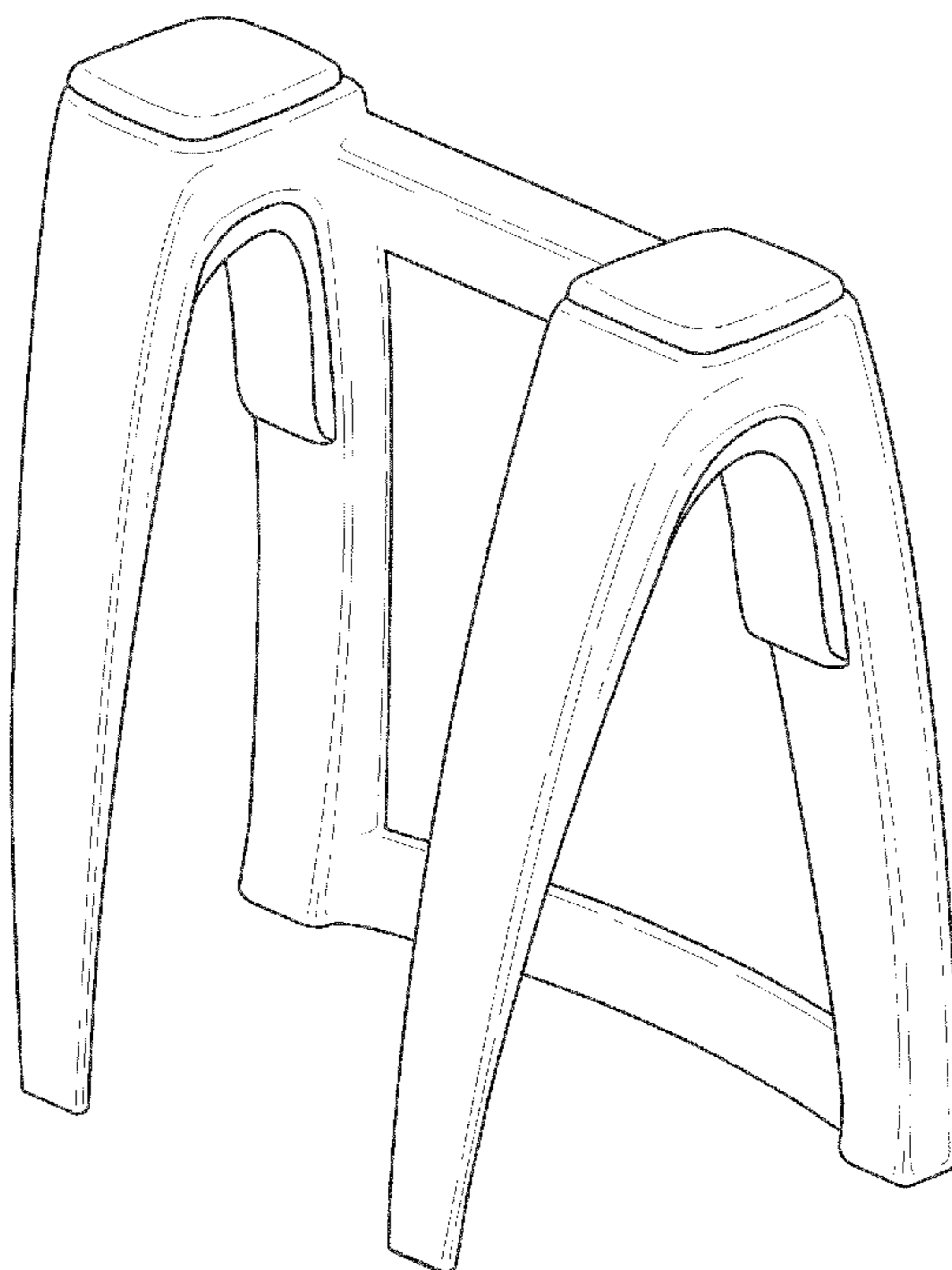
The ornamental design for a frame for combined backpack and chair, as shown and described.

**DESCRIPTION**

FIG. 1 is a perspective front, right view of the frame for combined backpack and chair;  
 FIG. 2 is an orthogonal right side view of the frame for combined backpack and chair;  
 FIG. 3 is an orthogonal back view of the frame for combined backpack and chair;  
 FIG. 4 is an orthogonal front view of the frame for combined backpack and chair;  
 FIG. 5 is an orthogonal top view of the frame for combined backpack and chair; and,  
 FIG. 6 is an orthogonal bottom view of the frame for combined backpack and chair.

An orthogonal left side view is not shown but is claimed as a mirror image of FIG. 2. The broken lines in FIGS. 2 and 3 are for illustrating the backpack environment of the frame for combined backpack and chair and form no part of the claimed design. The contour lines shown in the drawings represent the three dimensional contour of the design and are not intended to indicate surface decoration.

**1 Claim, 6 Drawing Sheets**



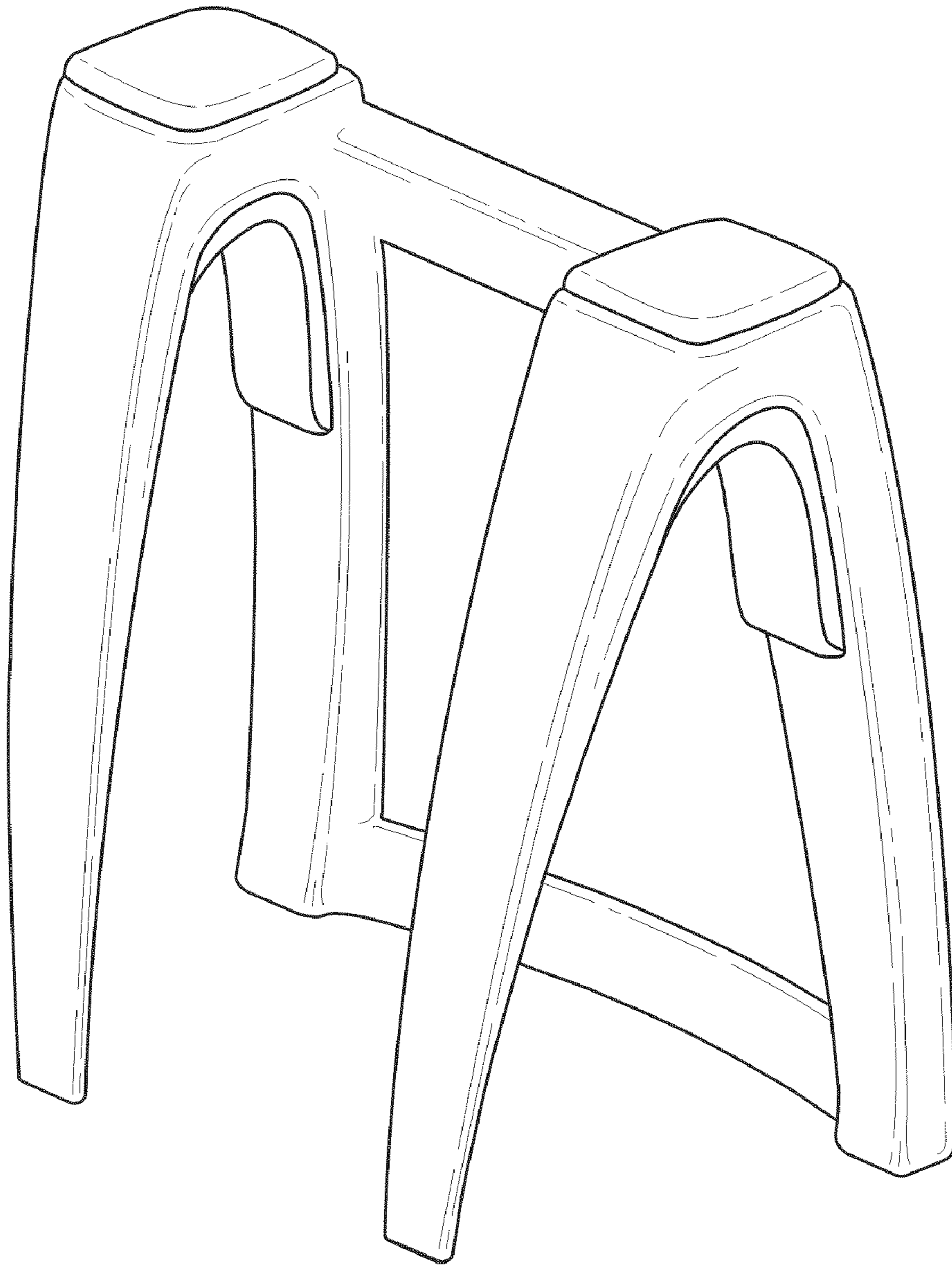


FIG. 1

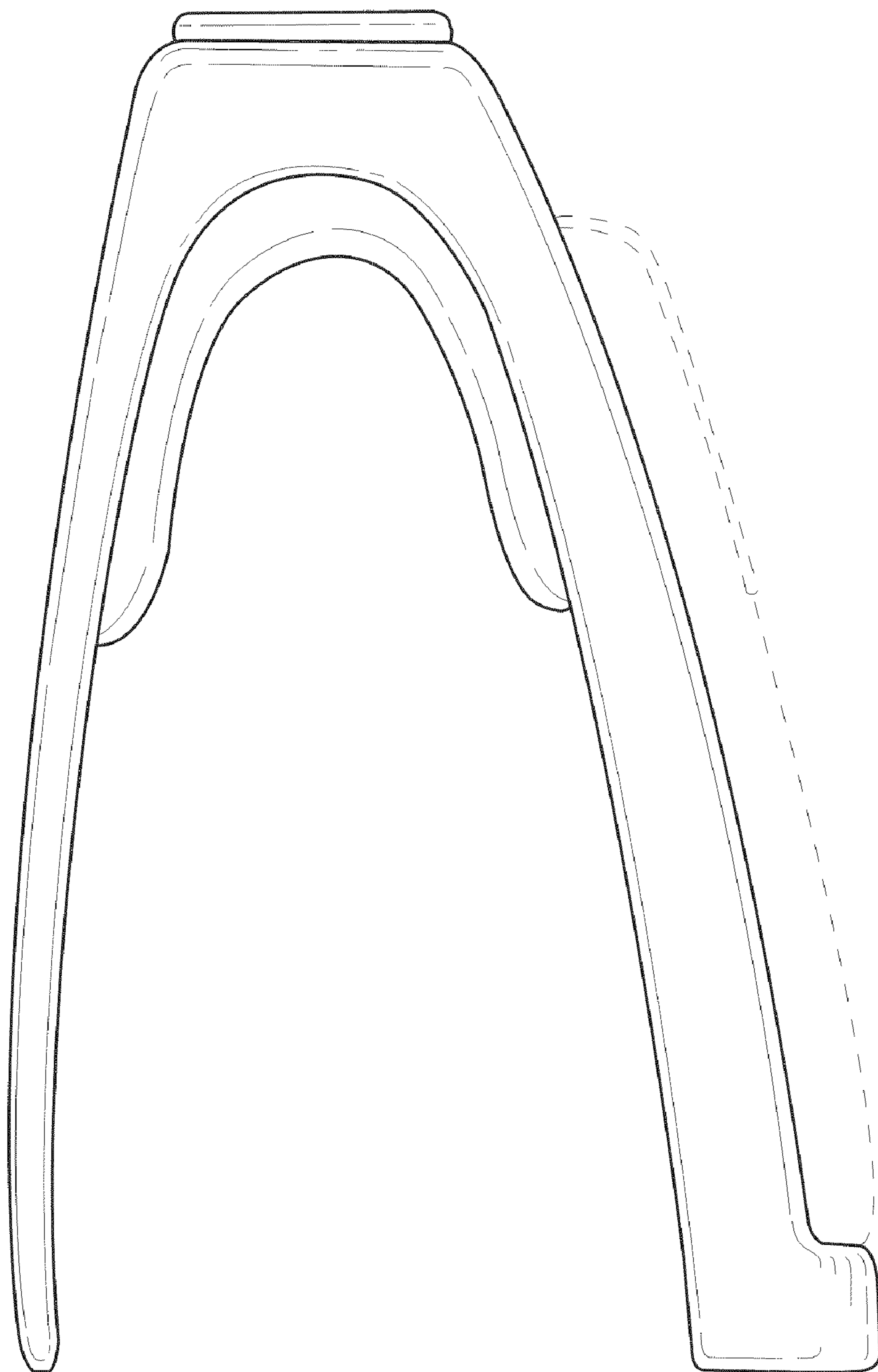


FIG. 2

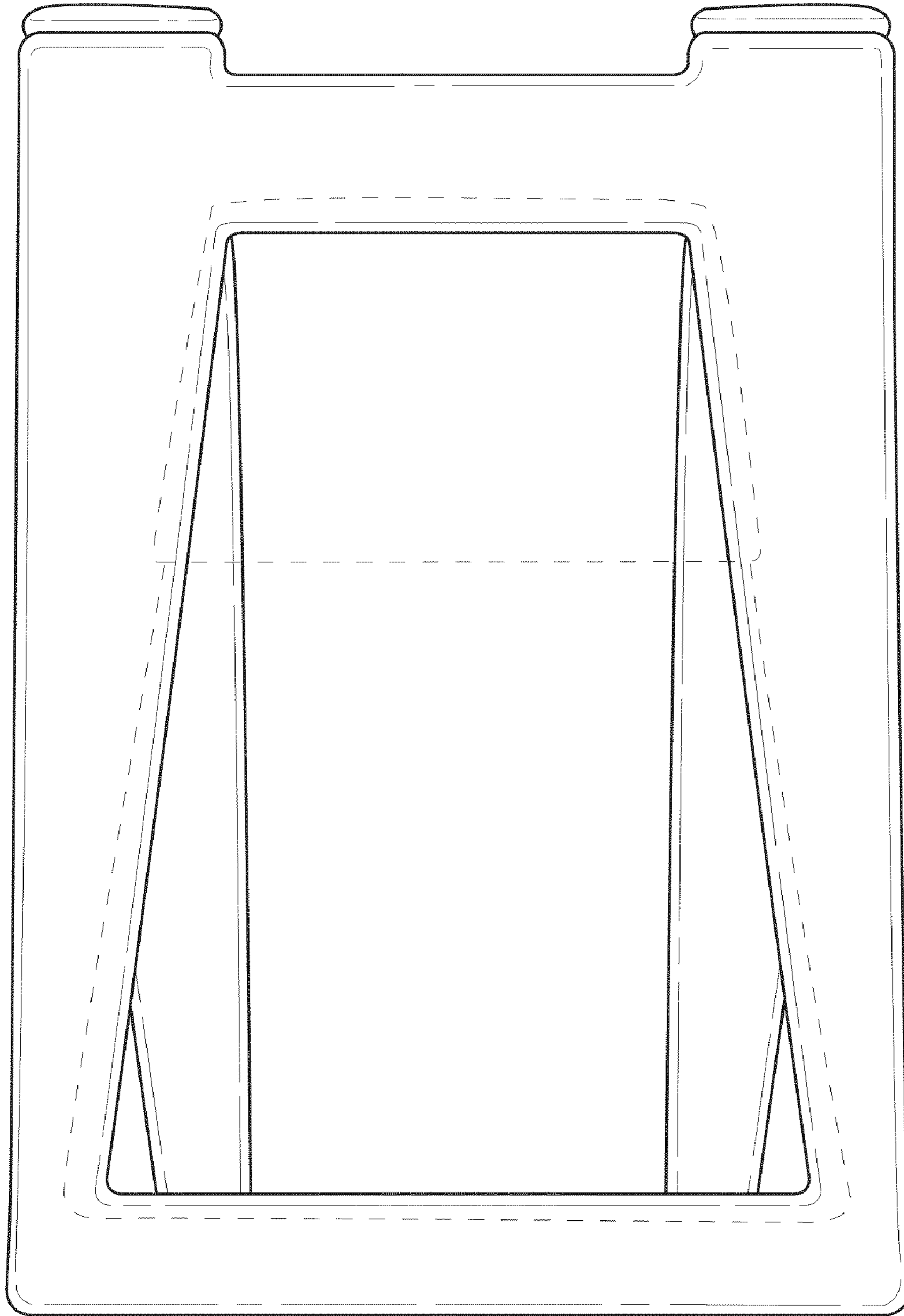


FIG. 3

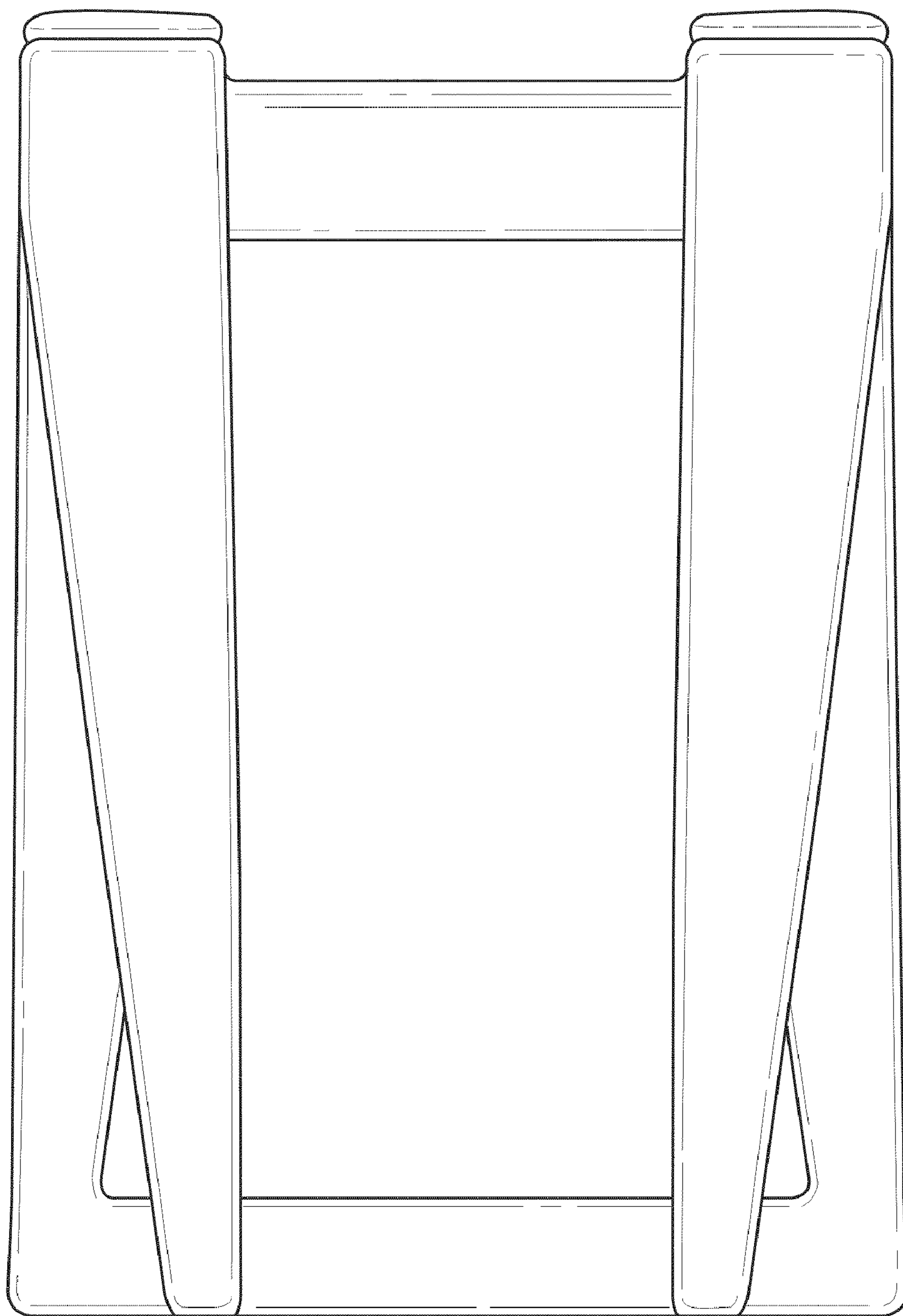


FIG. 4

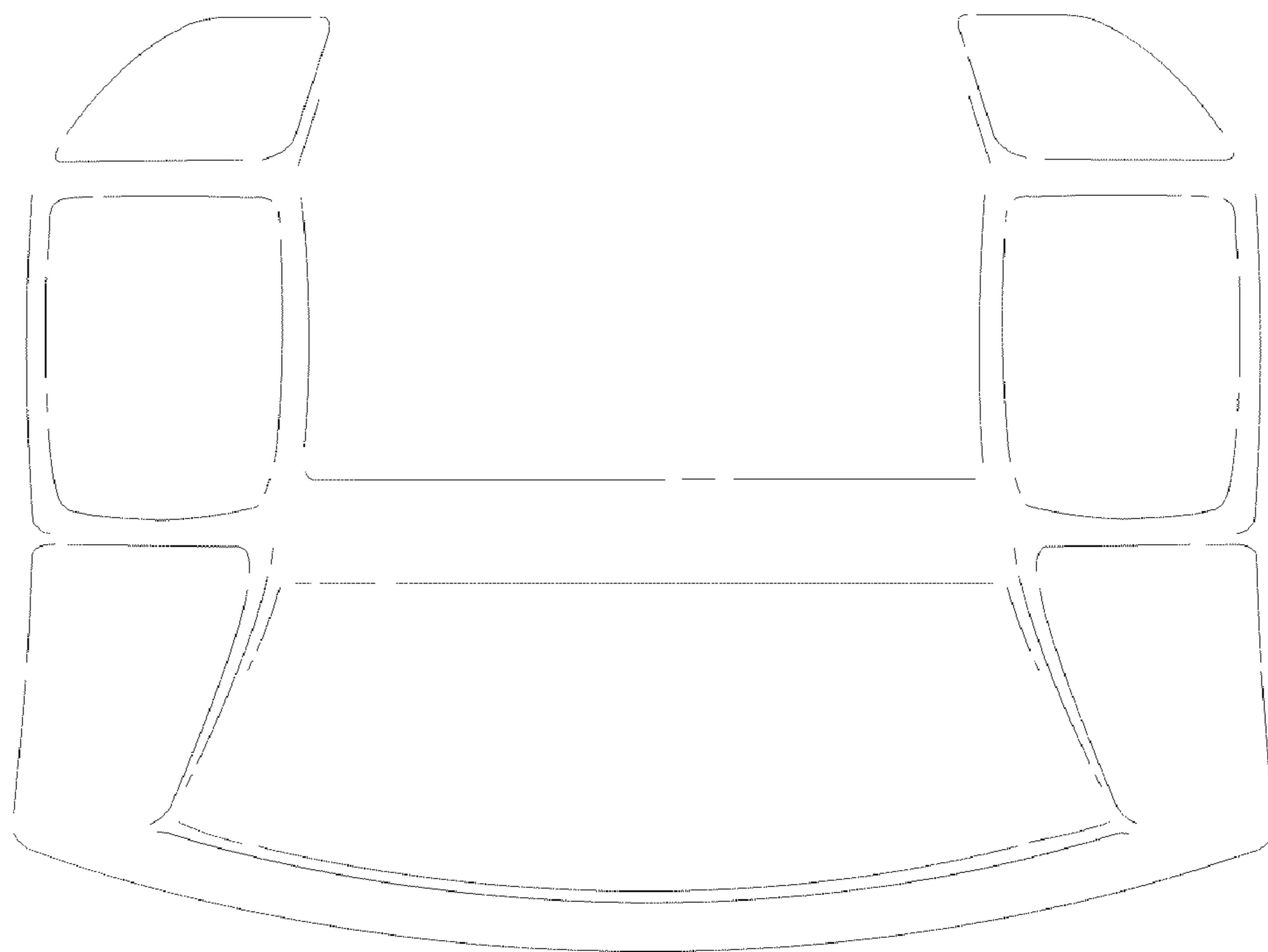


FIG. 5

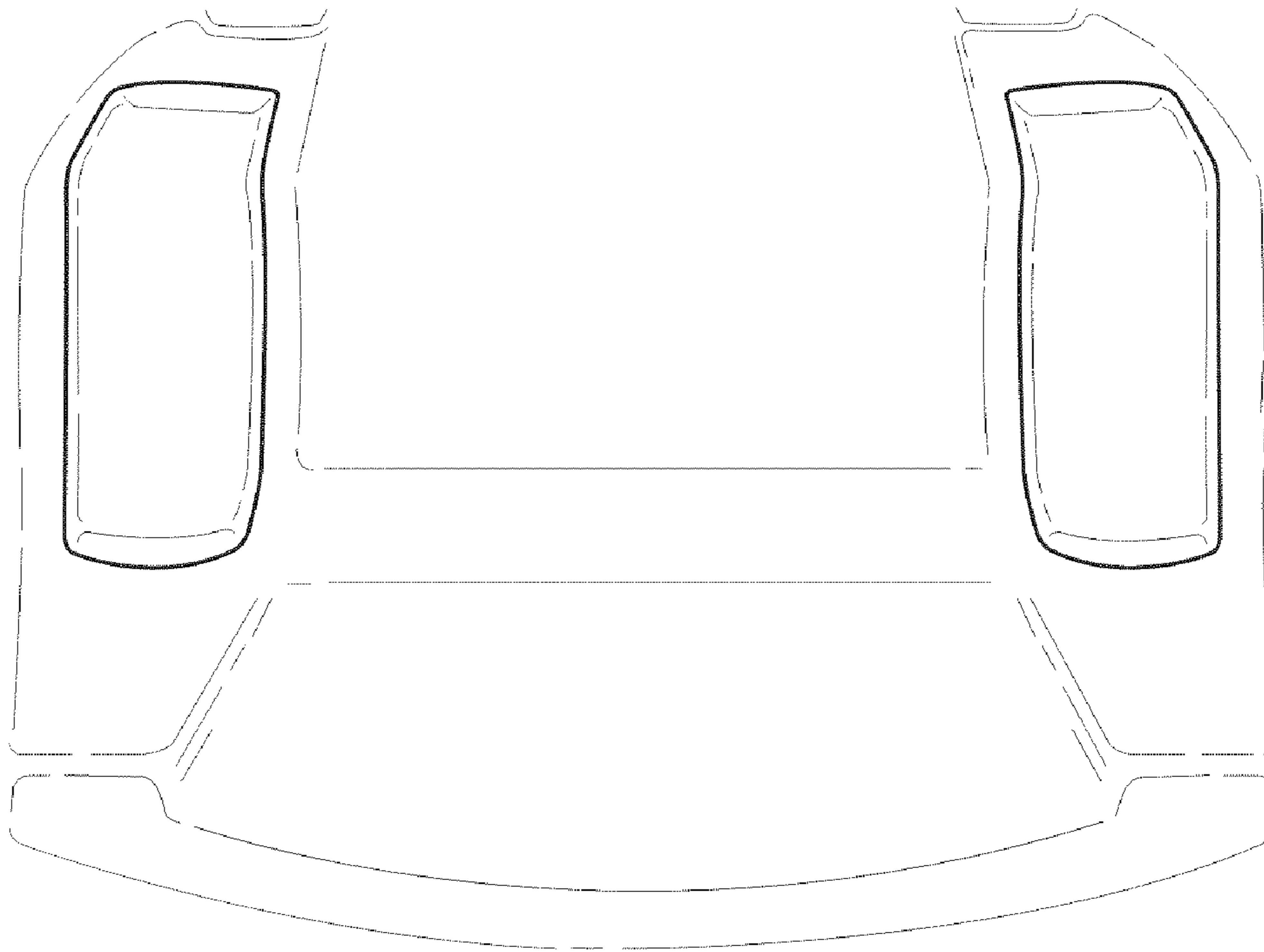


FIG. 6