



US00D647687S

(12) **United States Design Patent**
Andren et al.

(10) **Patent No.:** **US D647,687 S**
(45) **Date of Patent:** **** Nov. 1, 2011**

(54) **GROOVED FOOD BAR**

(56) **References Cited**

(75) Inventors: **Terence Andren**, Battle Creek, MI (US);
James E. Bates, Battle Creek, MI (US);
Luz E. Palacios, Battle Creek, MI (US);
Albert P. Karls, Jr., Marshall, MI (US);
Hillis O. Kauffman, Battle Creek, MI
(US)

(73) Assignee: **Kellogg Company**, Battle Creek, MI
(US)

(**) Term: **14 Years**

(21) Appl. No.: **29/385,068**

(22) Filed: **Feb. 8, 2011**

(51) **LOC (9) Cl.** **01-01**

(52) **U.S. Cl.** **D1/128**

(58) **Field of Classification Search** D1/100-199;
D30/160; D21/385-386; D24/101-104;
D28/8.1; D11/90; 426/3-6, 76, 87, 89, 94-95,
426/100-104, 122, 128, 136, 138-139, 144,
426/249, 274, 293, 302, 305-307, 383, 438-442,
426/464-474, 460, 450-451, 496-497, 502-504,
426/512, 515-518, 543, 557, 549-550, 556,
426/559, 514, 660, 623, 619, 805, 806, 808,
426/499, 572; 428/15

See application file for complete search history.

U.S. PATENT DOCUMENTS

D25,934 S *	8/1896	Kolb	D1/121
D228,827 S *	10/1973	Cammelot	D1/199
D266,030 S *	9/1982	Madonia	D1/121
D277,235 S *	1/1985	Arend	D1/199
D431,891 S *	10/2000	Zhang et al.	D1/121
D432,756 S *	10/2000	Rapaport	D1/129
D510,651 S *	10/2005	Ellis et al.	D1/128
D535,391 S *	1/2007	Stawski et al.	D24/103
D550,899 S *	9/2007	Yanagi	D28/4
D593,276 S *	6/2009	Kaiser et al.	D1/127
D640,037 S *	6/2011	Henningham et al.	D1/128
D641,952 S *	7/2011	Bruyea et al.	D1/127

* cited by examiner

Primary Examiner — Barbara Fox

(74) *Attorney, Agent, or Firm* — Dickinson Wright PLLC

(57) **CLAIM**

I claim the ornamental design for a grooved food bar, as shown and described.

DESCRIPTION

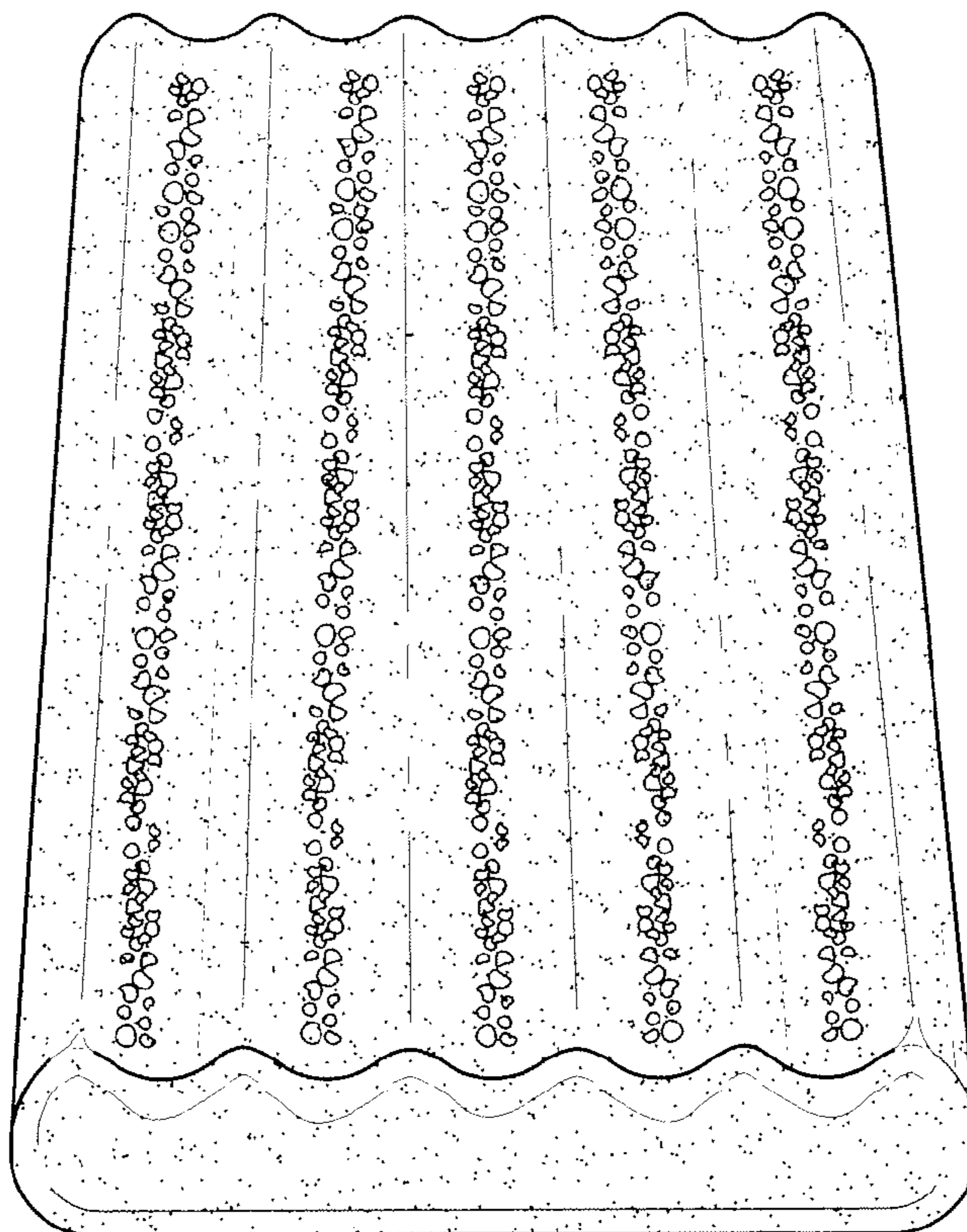
FIG. 1 is a perspective view of a grooved food bar according to the present invention, the irregular shapes represent flakes of grain on the top;

FIG. 2 is a bottom view of the grooved food bar;

FIG. 3 is a top plan view of the grooved food bar, the irregular shapes represent flakes of grain on the top;

FIG. 4 is a side elevation view of the grooved food bar; and, FIGS. 5 and 6 are end views of the grooved food bar.

1 Claim, 2 Drawing Sheets



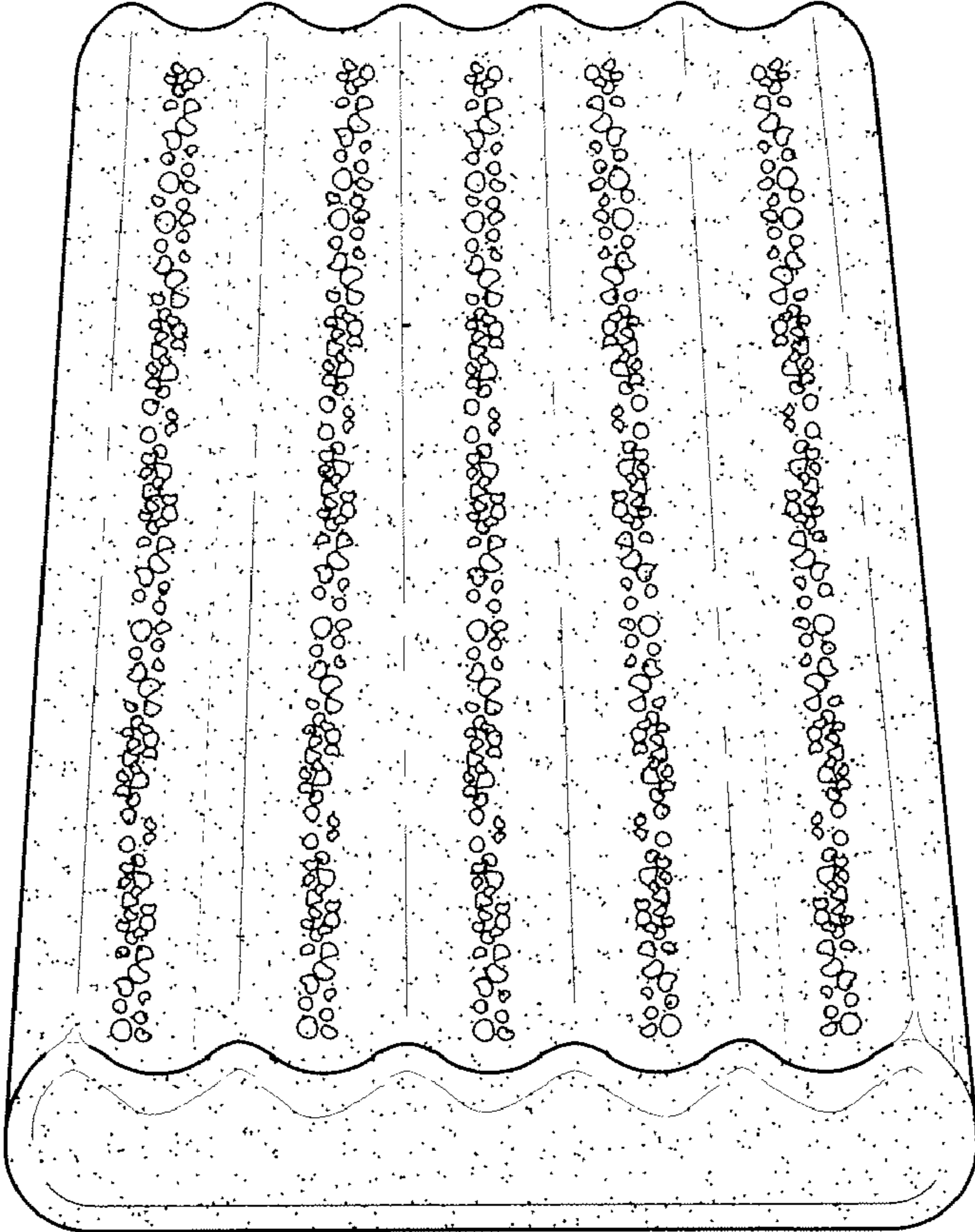


Fig-1




Fig-2

Fig-3





Fig-5

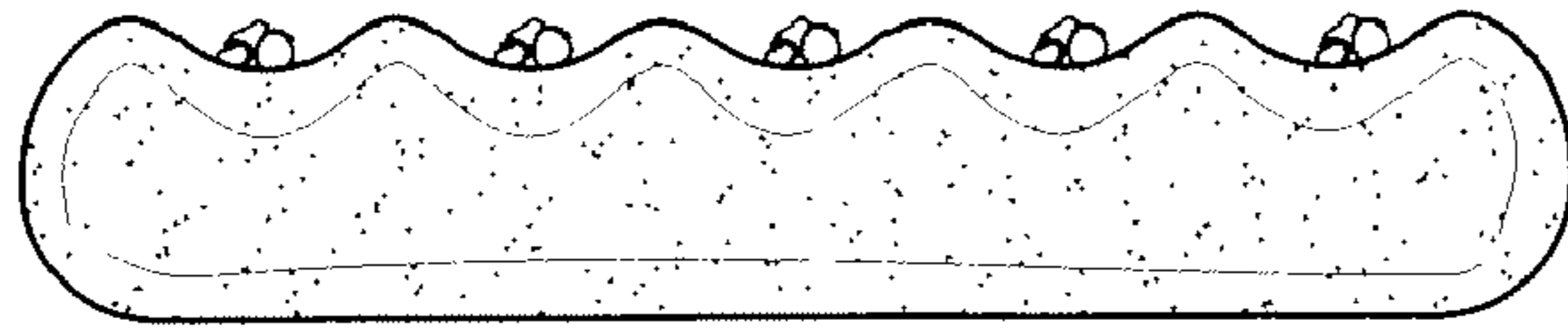


Fig-6

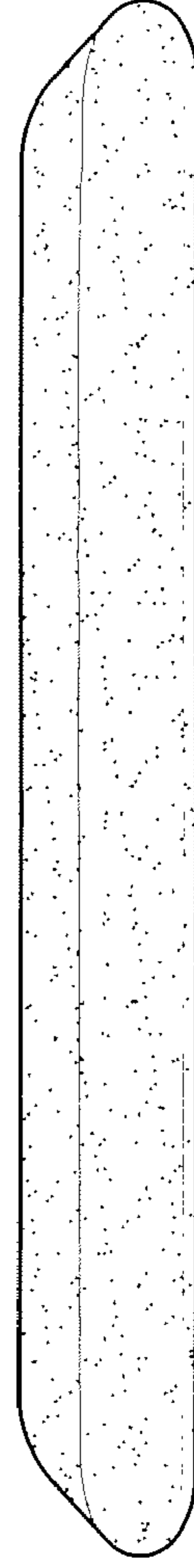


Fig-4