



US00D647648S

(12) **United States Design Patent**
Rahman

(10) **Patent No.:** **US D647,648 S**

(45) **Date of Patent:** **** Oct. 25, 2011**

(54) **LIGHT FIXTURE**

(75) **Inventor:** **Najeh Rahman**, Port St. Lucie, FL (US)

(73) **Assignee:** **Sienna, LLC**, Port St. Lucie, FL (US)

(**) **Term:** **14 Years**

(21) **Appl. No.:** **29/376,000**

(22) **Filed:** **Sep. 30, 2010**

(51) **LOC (9) Cl.** **26-03**

(52) **U.S. Cl.** **D26/25**

(58) **Field of Classification Search** D26/24,
D26/25, 27, 57, 94, 101, 7, 73, 125, 127;
D11/117, 118, 121, 124, 125, 108, 70; D20/10;
362/605, 551, 554, 556, 559, 564, 565, 566,
362/567, 568, 121, 122, 123, 249.14, 249.15,
362/249.16, 249.17, 249.18, 249.19, 806,
362/807, 812

See application file for complete search history.

(56) **References Cited**

U.S. PATENT DOCUMENTS

D135,162	S	*	3/1943	Williams	D11/97
6,079,855	A	*	6/2000	Azeredo et al.	362/356
D450,396	S	*	11/2001	Chang	D26/25
D450,397	S	*	11/2001	Chang	D26/25
D450,399	S	*	11/2001	Chang	D26/25
D452,745	S	*	1/2002	Chang	D26/25
D452,921	S	*	1/2002	Chang	D26/25
6,390,645	B1	*	5/2002	Wu	362/249.16
D459,009	S	*	6/2002	Chang et al.	D26/25
D535,762	S	*	1/2007	Figuroa, Jr.	D26/25

2003/0012021	A1	*	1/2003	Chang	362/249
2003/0107890	A1	*	6/2003	Chang	362/249
2005/0099811	A1	*	5/2005	Cheng	362/252

* cited by examiner

Primary Examiner — Angela J Lee

(74) *Attorney, Agent, or Firm* — Amster, Rothstein & Ebenstein, LLP

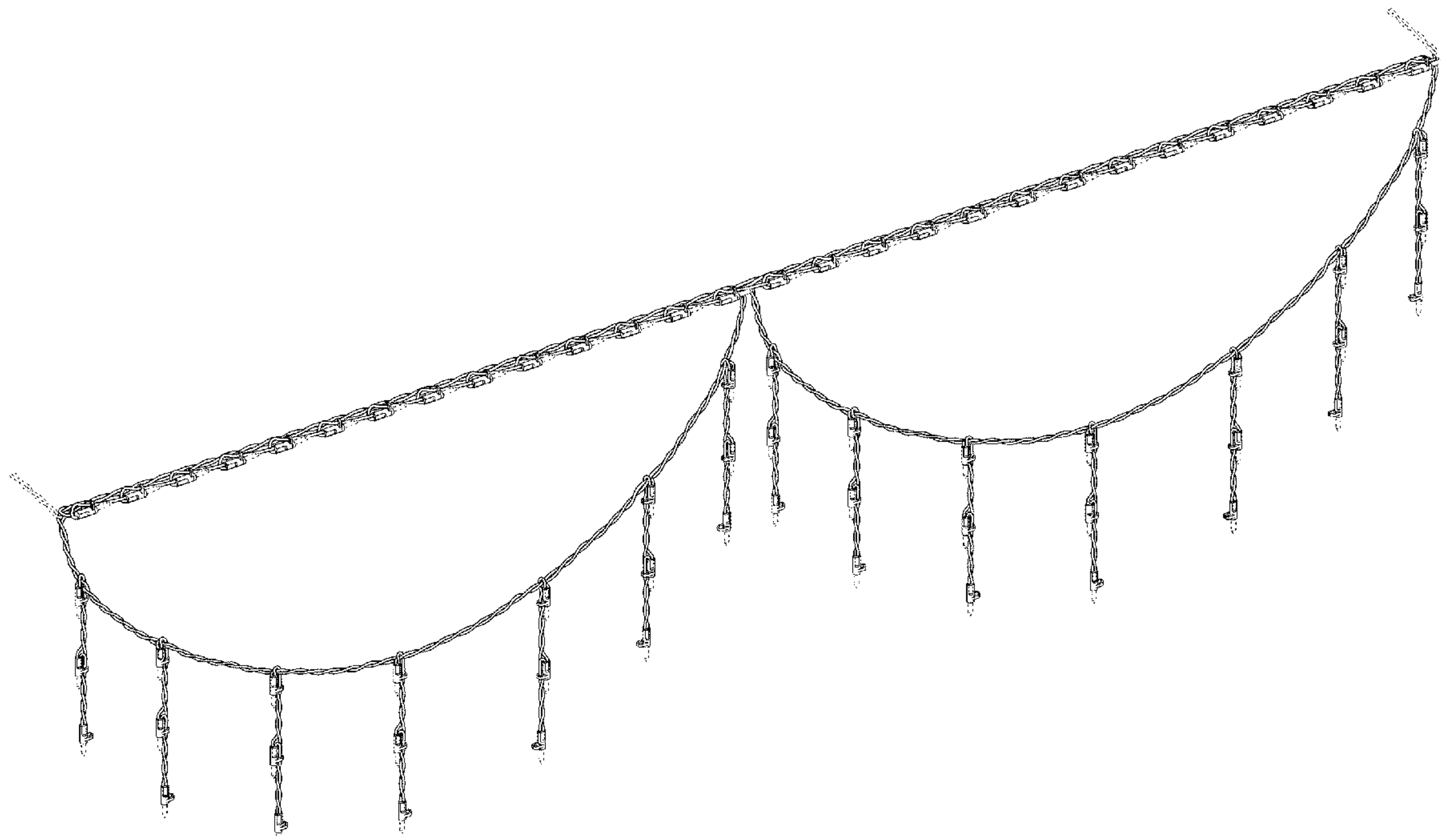
(57) **CLAIM**

The ornamental design for a light fixture, as shown and described.

DESCRIPTION

FIG. 1 is a top, front perspective view of the light fixture, with a portion of unclaimed environmental structures shown;
 FIG. 2 is a front view of the light fixture, with a portion of unclaimed environmental structures shown;
 FIG. 3 is a rear view of the light fixture, with a portion of unclaimed environmental structures shown;
 FIG. 4 is a side view of the light fixture, with a portion of unclaimed environmental structures shown;
 FIG. 5 is an opposite side view of the light fixture, with a portion of unclaimed environmental structures shown;
 FIG. 6 is a top view of the light fixture, with a portion of unclaimed environmental structures shown; and,
 FIG. 7 is bottom view of the light fixture, with a portion of unclaimed environmental structures shown.
 The broken lines shown in the drawings represent environmental structures and unclaimed portions of the light fixture, and form no part of the claimed design.

1 Claim, 5 Drawing Sheets



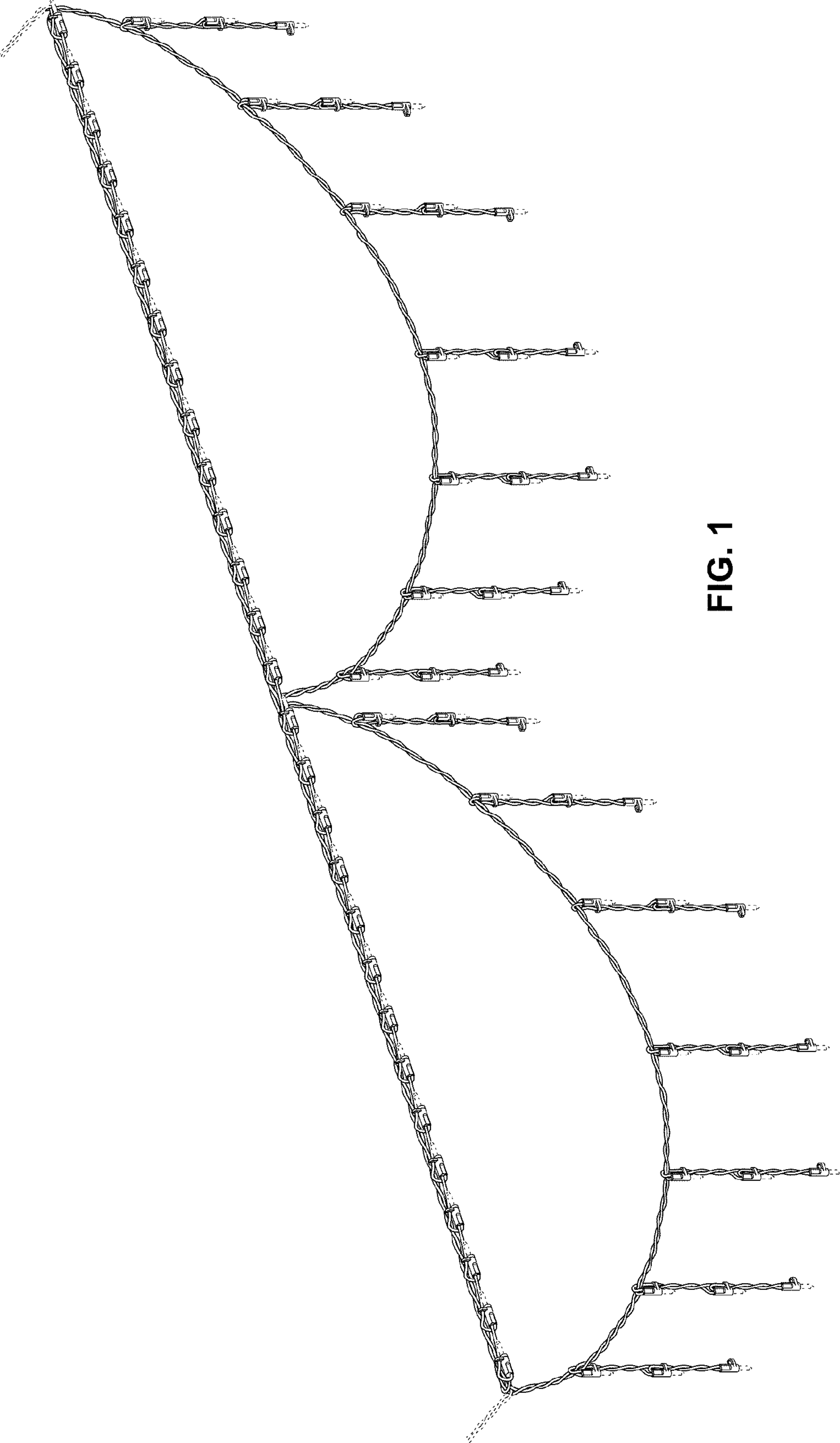


FIG. 1

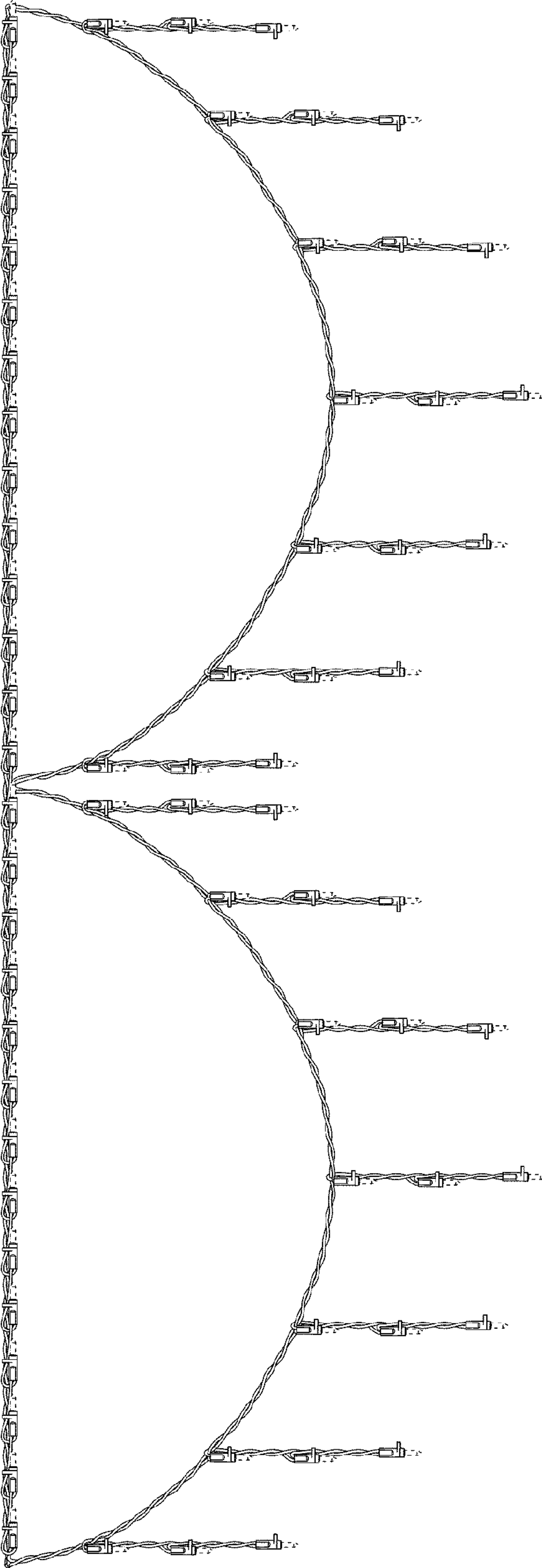


FIG. 2

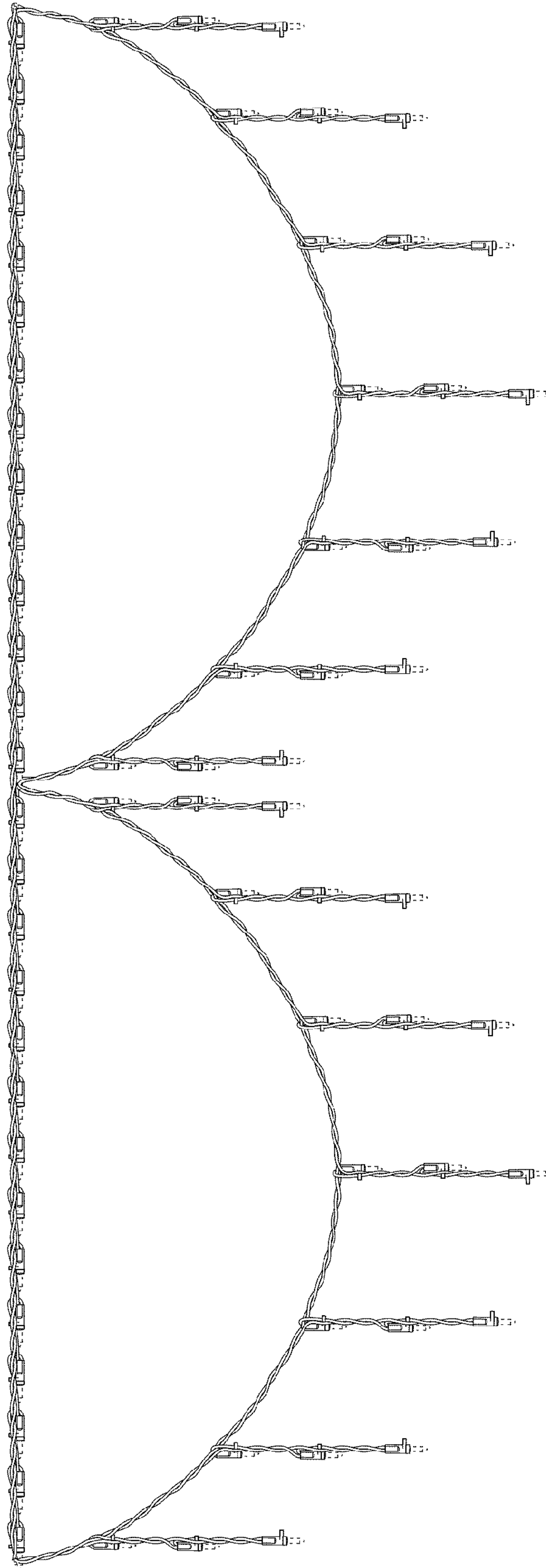


FIG. 3

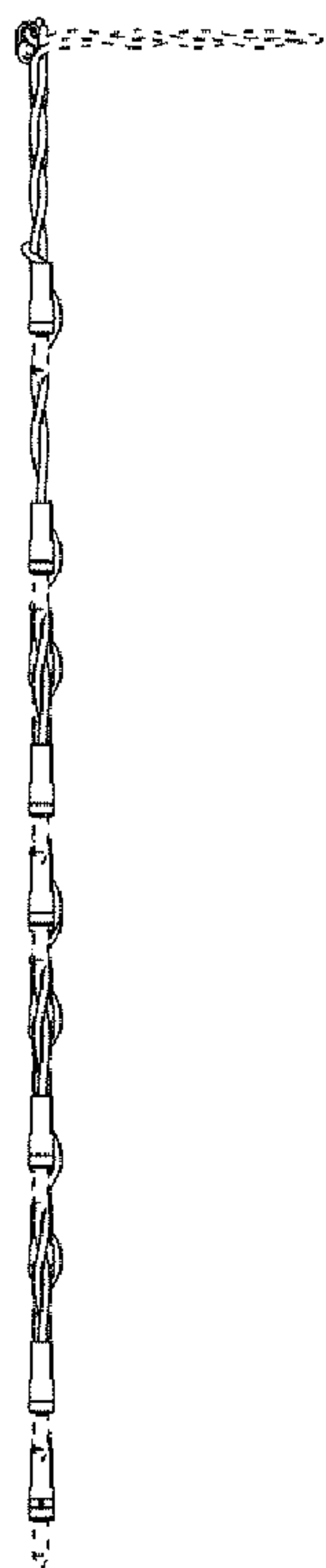


FIG. 4

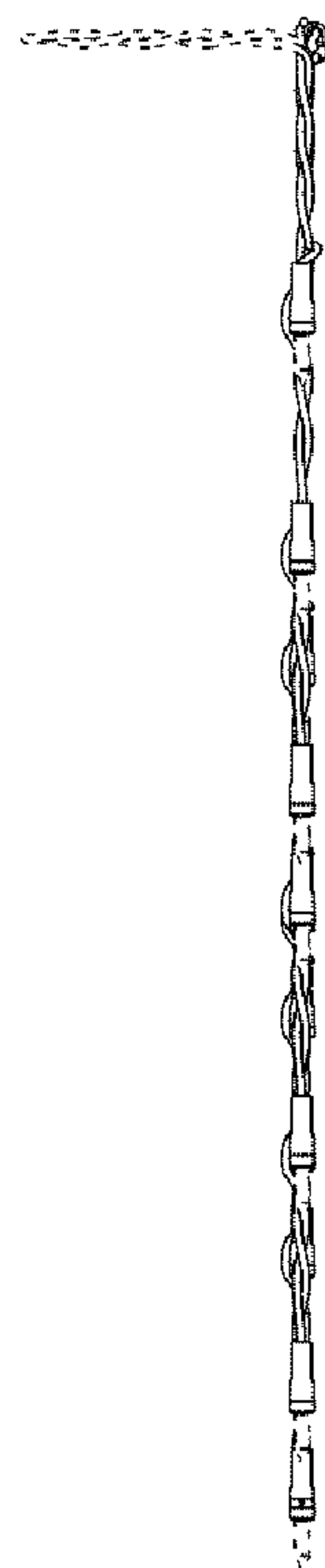


FIG. 5

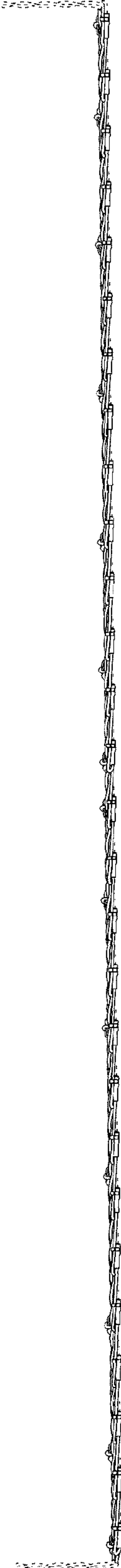


FIG. 6

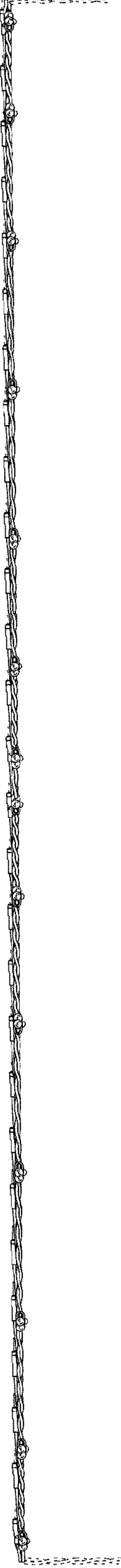


FIG. 7