



US00D647634S

(12) **United States Design Patent**
Pensi et al.

(10) **Patent No.:** **US D647,634 S**
(45) **Date of Patent:** **** Oct. 25, 2011**

(54) **FRAME ASSEMBLY FRAME MEMBER**

(75) Inventors: **Jorge Pensi**, Barcelona (ES); **Brett Kincaid**, Lowell, MI (US); **Alvin Larson**, Jenison, MT (US); **Mauricio Escobar**, New York, NY (US); **Brett Kooistra**, Grand Haven, MI (US); **Lou Crenno**, Muskegon, MI (US)

(73) Assignee: **Steelcase Inc.**, Grand Rapids, MI (US)

(**) Term: **14 Years**

(21) Appl. No.: **29/362,738**

(22) Filed: **May 28, 2010**

(51) **LOC (9) Cl.** **25-01**

(52) **U.S. Cl.** **D25/124; D2/126**

(58) **Field of Classification Search** D25/126,
D25/138, 124; 52/241, 656.9, 460, 270,
52/584.1; 211/184; 312/265.5

See application file for complete search history.

(56) **References Cited**

U.S. PATENT DOCUMENTS

3,711,053	A	1/1973	Drake	
4,331,369	A	5/1982	Lazar et al.	
4,473,984	A	10/1984	Lopez	
4,612,743	A *	9/1986	Salzer	52/208
4,757,657	A *	7/1988	Mitchell et al.	52/241
4,817,538	A	4/1989	Michaelsen	
5,046,791	A	9/1991	Kooiman	
5,479,733	A	1/1996	Kusina	
5,485,932	A	1/1996	Romm et al.	
5,582,116	A	12/1996	Spimpolo	
5,848,711	A	12/1998	Schmit	
6,230,903	B1	5/2001	Abbott	
6,374,558	B1	4/2002	Surowiecki	
6,427,855	B2	8/2002	LaBruna, Jr. et al.	
6,446,396	B1	9/2002	Marangoni et al.	
D465,035	S *	10/2002	McFarland	D25/124
6,481,177	B1	11/2002	Wood	
6,484,647	B2 *	11/2002	Lininger, Jr. et al.	108/50.01

6,568,138	B1	5/2003	Frost et al.	
6,622,873	B2	9/2003	Hegrenes et al.	
6,726,034	B2	4/2004	Holbrook et al.	
7,223,043	B1	5/2007	Andrews	
D560,002	S *	1/2008	Bergmann	D25/124
7,434,364	B2	10/2008	MacDermott et al.	
7,543,412	B2	6/2009	Long et al.	
7,676,992	B2	3/2010	Burns	
2002/0043038	A1	4/2002	Cerrato	
2002/0056237	A1	5/2002	Price	
2004/0010997	A1	1/2004	Close, Sr.	
2004/0040248	A1	3/2004	Vilnes	
2007/0137134	A1	6/2007	Plagemann et al.	
2008/0237165	A1	10/2008	Bobis et al.	

* cited by examiner

Primary Examiner — Doris Clark

(74) *Attorney, Agent, or Firm* — Price Heneveld LLP

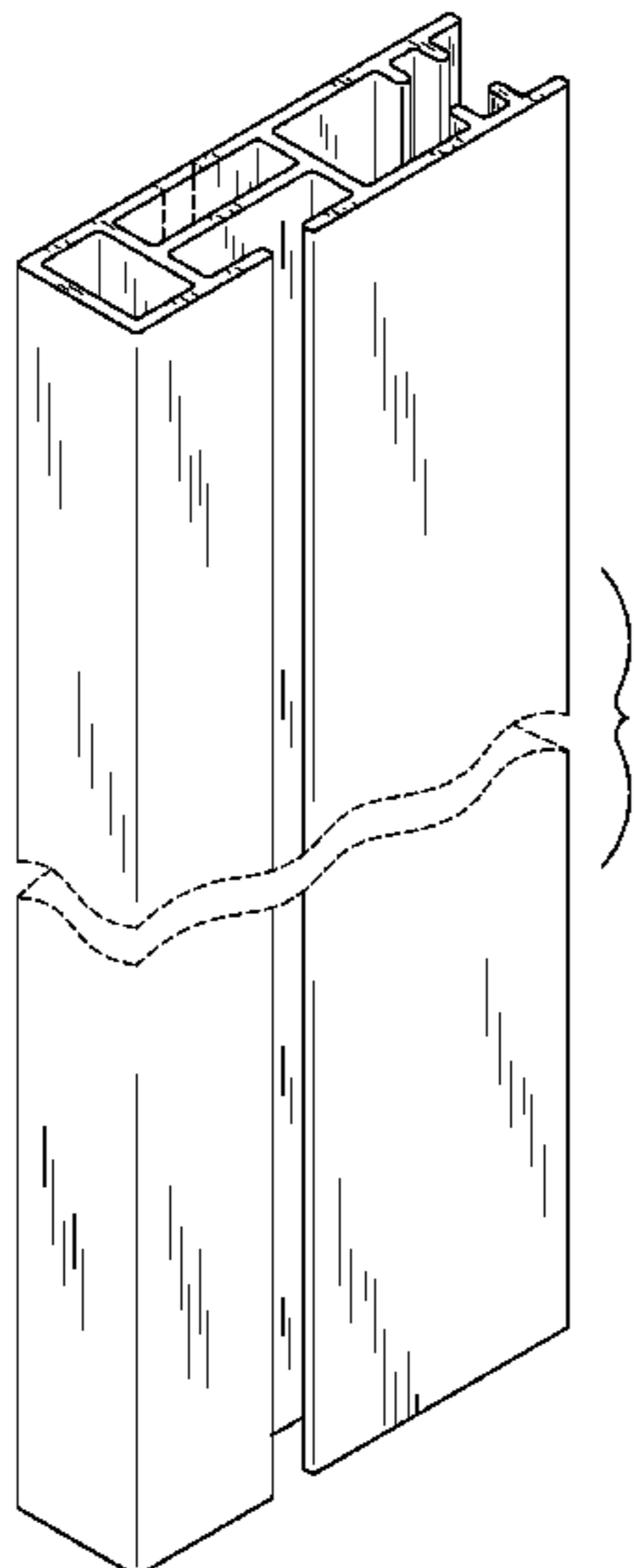
(57) **CLAIM**

We claim the ornamental design of a frame assembly frame member, as shown and described.

DESCRIPTION

FIG. 1 is a perspective view of the frame assembly frame member embodying the present invention;
 FIG. 2 is a front elevational view of the frame assembly frame member shown in FIG. 1;
 FIG. 3 is a rear elevational view of the frame assembly frame member shown in FIG. 1;
 FIG. 4 is a first side elevational view of the frame assembly frame member shown FIG. 1;
 FIG. 5 is a top plan view of the frame assembly frame member shown in FIG. 1;
 FIG. 6 is a second side elevational view of the frame assembly frame member shown in FIG. 1; and,
 FIG. 7 is a bottom plan view of the frame assembly frame member shown in FIG. 1.
 The broken lines shown in the broken center indicate continuous length of the claimed design.

1 Claim, 3 Drawing Sheets



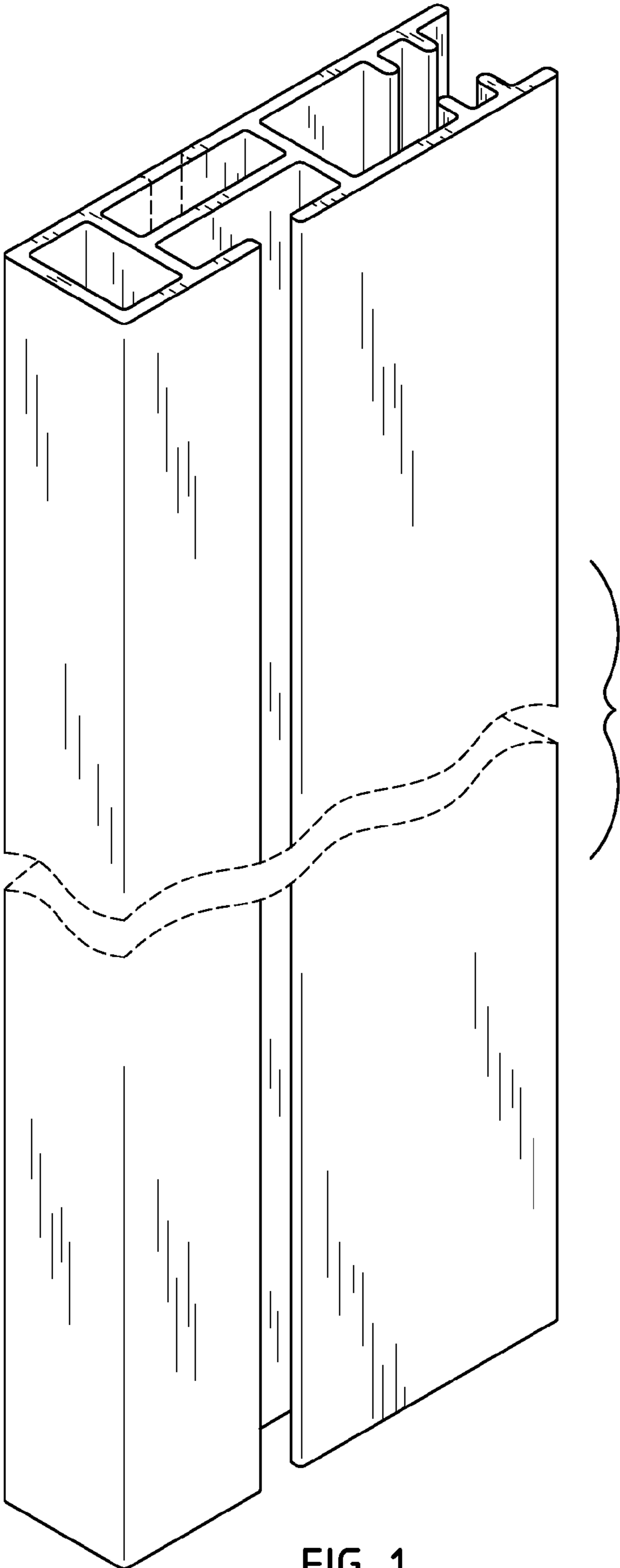


FIG. 1

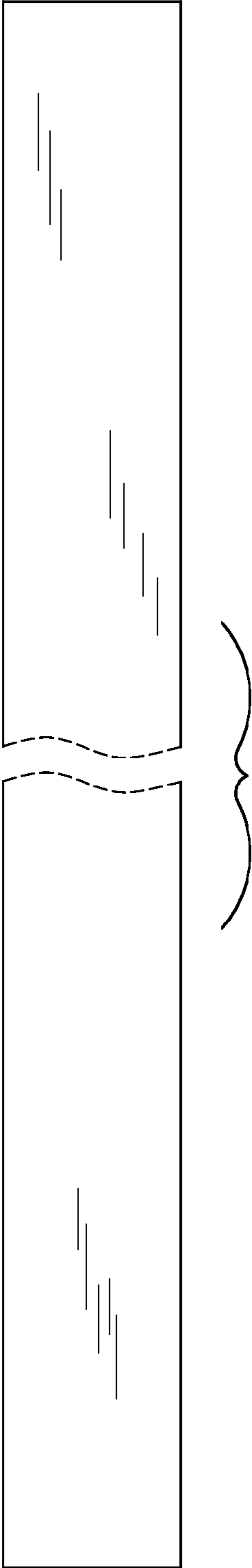


FIG. 2

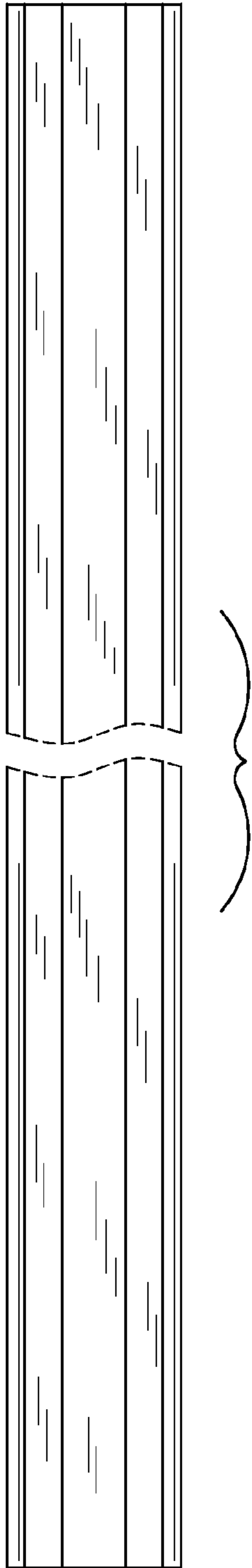


FIG. 3

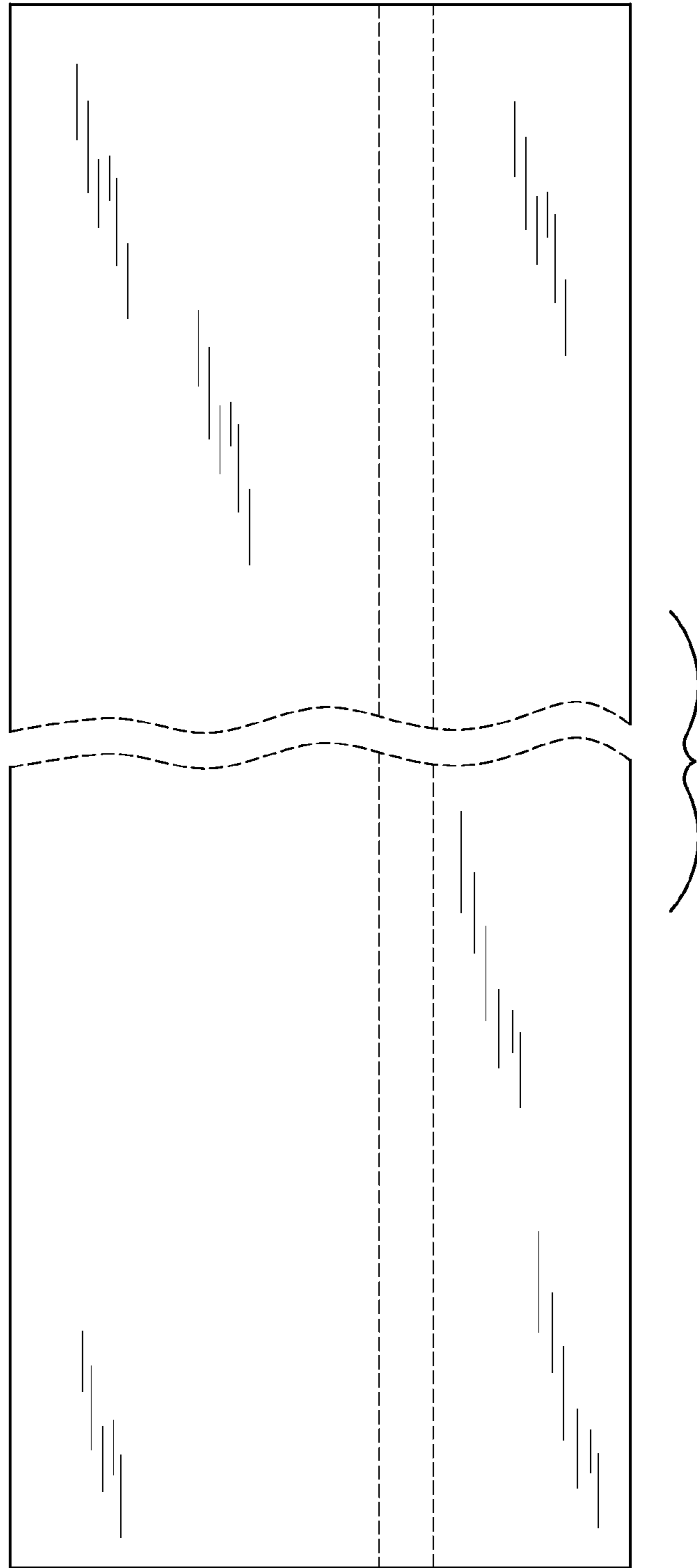


FIG. 4

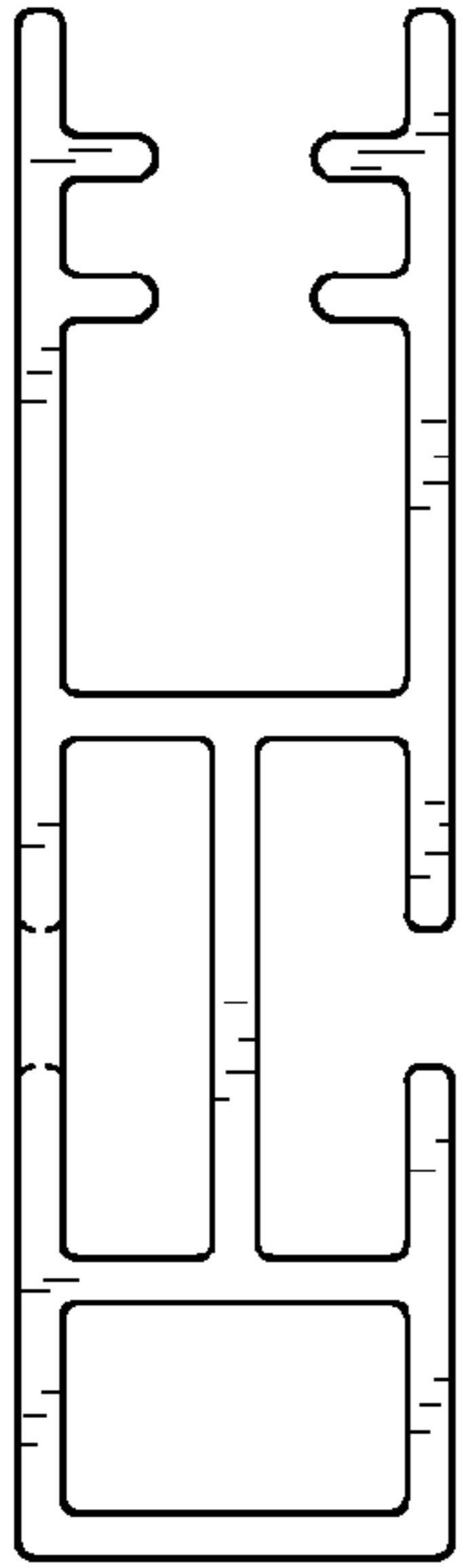


FIG. 5

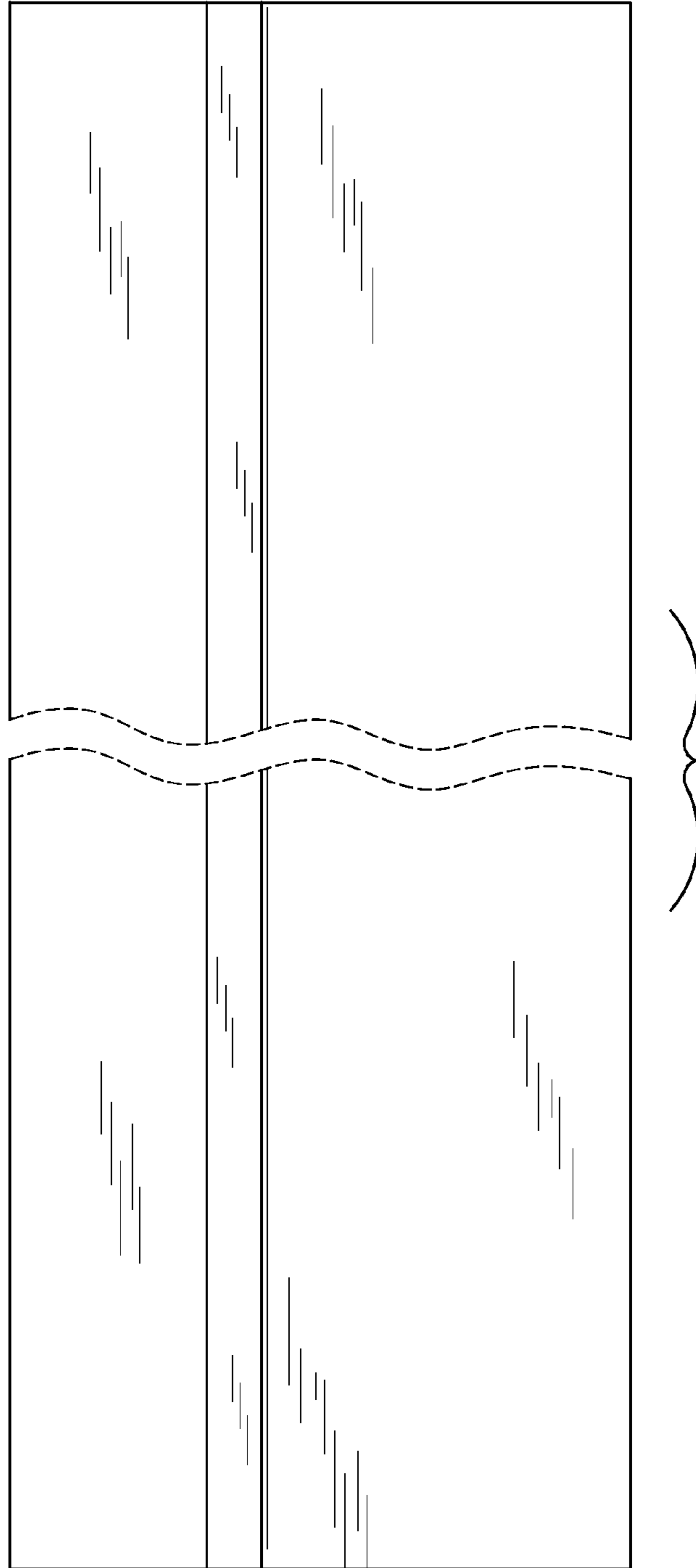


FIG. 6

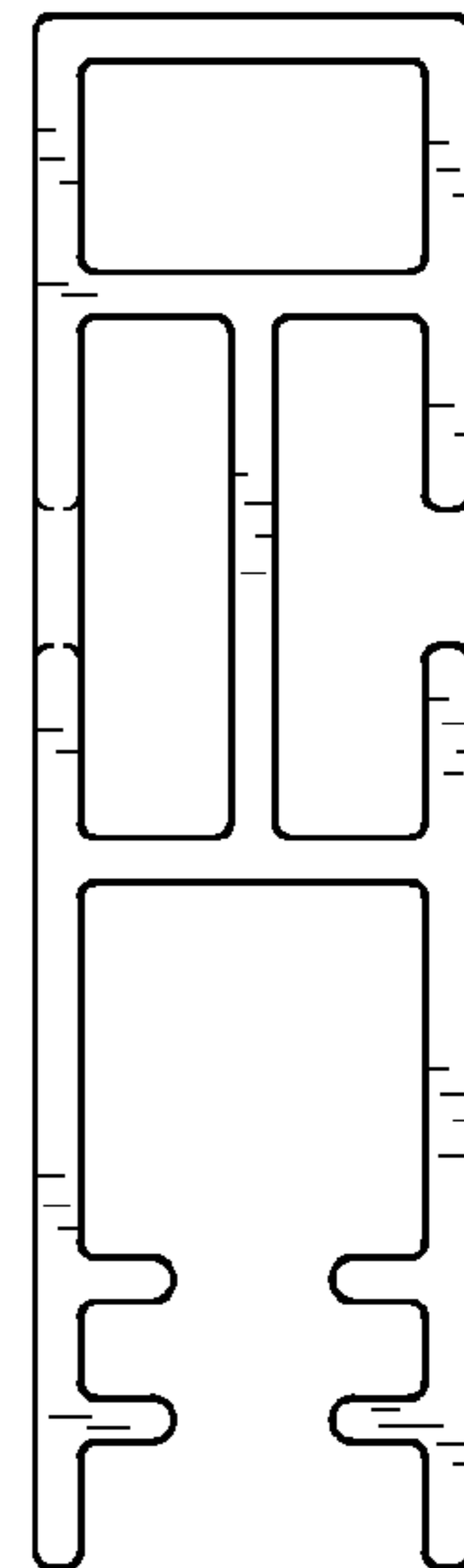


FIG. 7