



US00D647618S

(12) **United States Design Patent**  
**Naumann et al.**

(10) **Patent No.:** **US D647,618 S**

(45) **Date of Patent:** **\*\* Oct. 25, 2011**

(54) **HEARING INSTRUMENT**

(75) Inventors: **Frank Naumann**, Erlangen (DE);  
**Tobias Reese**, Fuerth (DE)

(73) Assignee: **Siemens Medical Instruments Pte.**  
**Ltd.**, Singapore (SG)

(\*\*) Term: **14 Years**

(21) Appl. No.: **29/387,071**

(22) Filed: **Mar. 9, 2011**

(30) **Foreign Application Priority Data**

Sep. 10, 2010 (EM) ..... 001233761

(51) **LOC (9) Cl.** ..... **24-99**

(52) **U.S. Cl.** ..... **D24/174**

(58) **Field of Classification Search** ..... D24/173-175,  
D24/151; D14/205, 223, 224, 249; 381/23.1,  
381/312, 322-324, 328-330

See application file for complete search history.

(56) **References Cited**

U.S. PATENT DOCUMENTS

D595,856	S	*	7/2009	Tronza	.....	D24/174
D608,449	S	*	1/2010	Cano et al.	.....	D24/174
D612,943	S	*	3/2010	Bailey et al.	.....	D24/174
D618,805	S	*	6/2010	Hindhede	.....	D24/174
D634,848	S	*	3/2011	Brimhall et al.	.....	D24/174
D635,263	S	*	3/2011	Meinertz	.....	D24/174
2009/0279727	A1	*	11/2009	Brimhall et al.	.....	381/323

\* cited by examiner

*Primary Examiner* — Anhdao Doan

(74) *Attorney, Agent, or Firm* — Laurence A. Greenberg;  
Werner H. Stemer; Ralph E. Locher

(57) **CLAIM**

The ornamental design for a hearing instrument, as shown and described.

**DESCRIPTION**

FIG. 1 is a front view of a hearing instrument showing our new design;  
FIG. 2 is a rear view thereof;  
FIG. 3 is a top view thereof;  
FIG. 4 is a bottom view thereof;  
FIG. 5 is a left side view thereof;  
FIG. 6 is a right side view thereof; and,  
FIG. 7 is a top perspective view thereof.

**1 Claim, 7 Drawing Sheets**

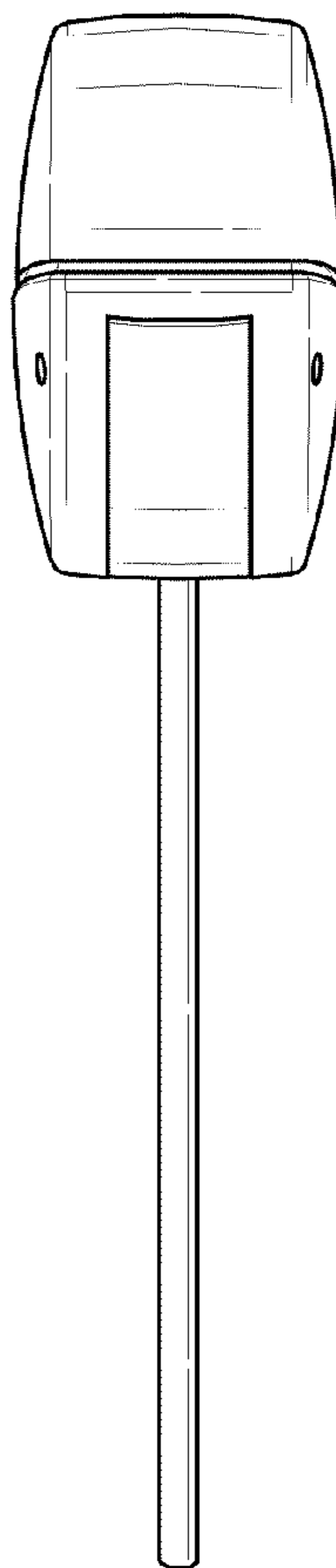


FIG. 1

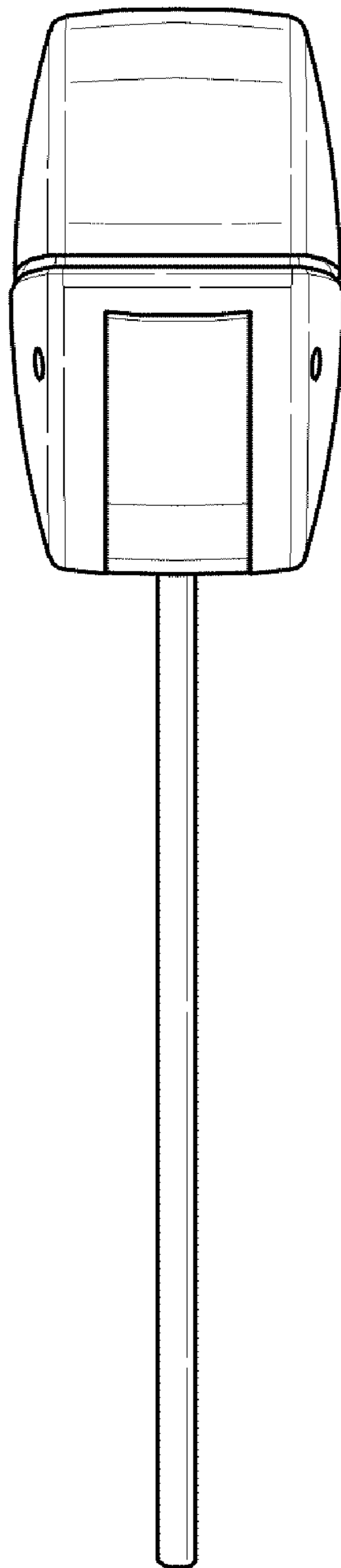


FIG. 2

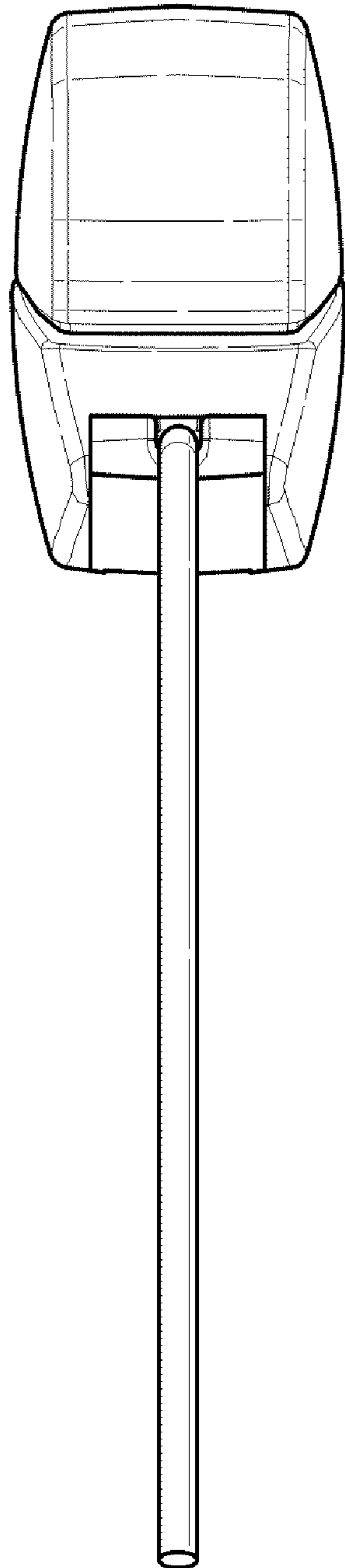


FIG. 3

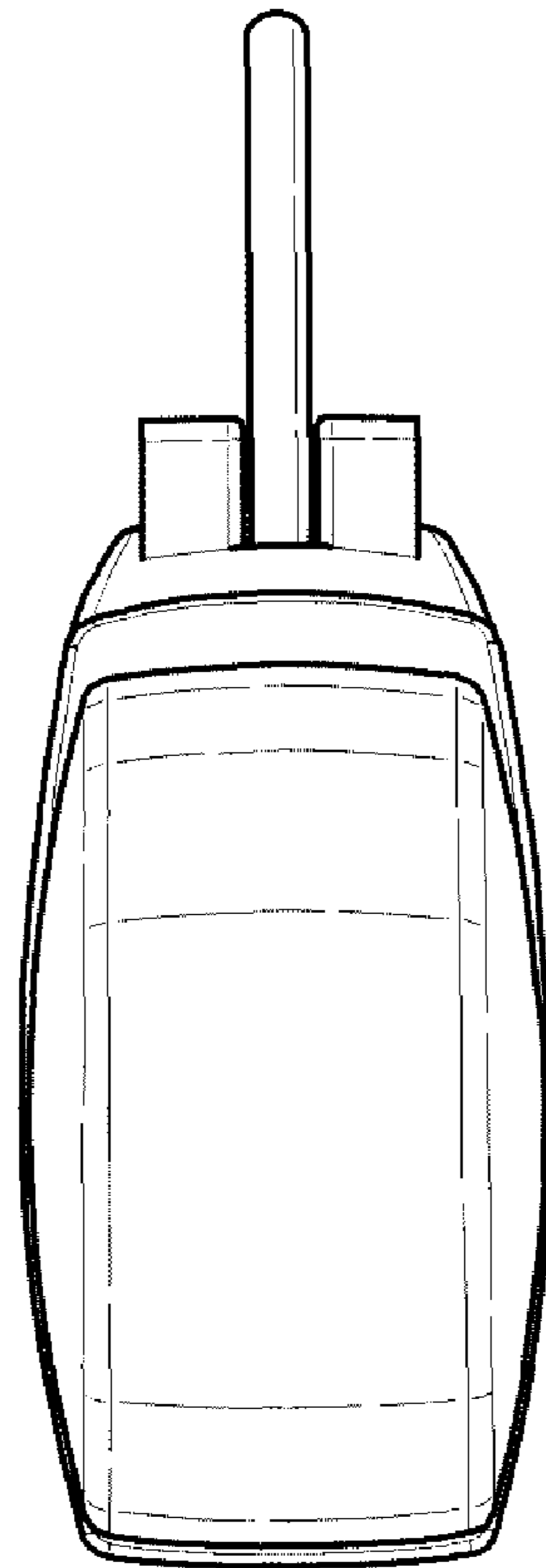


FIG. 4

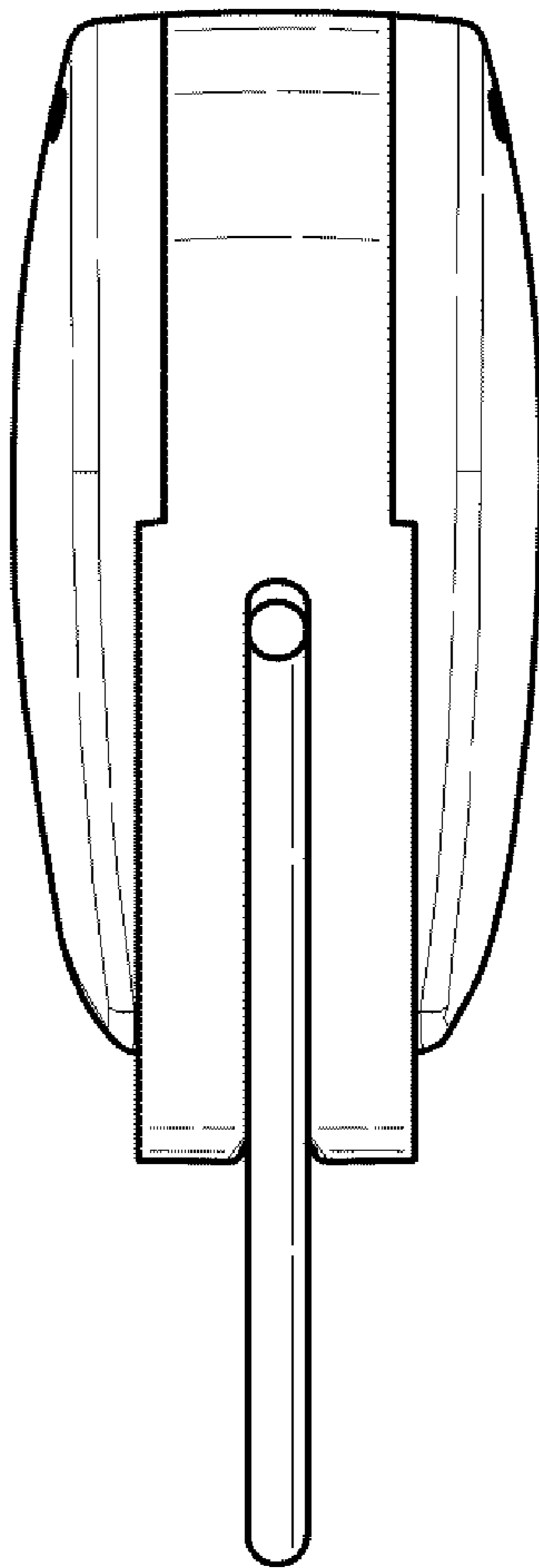


FIG. 5

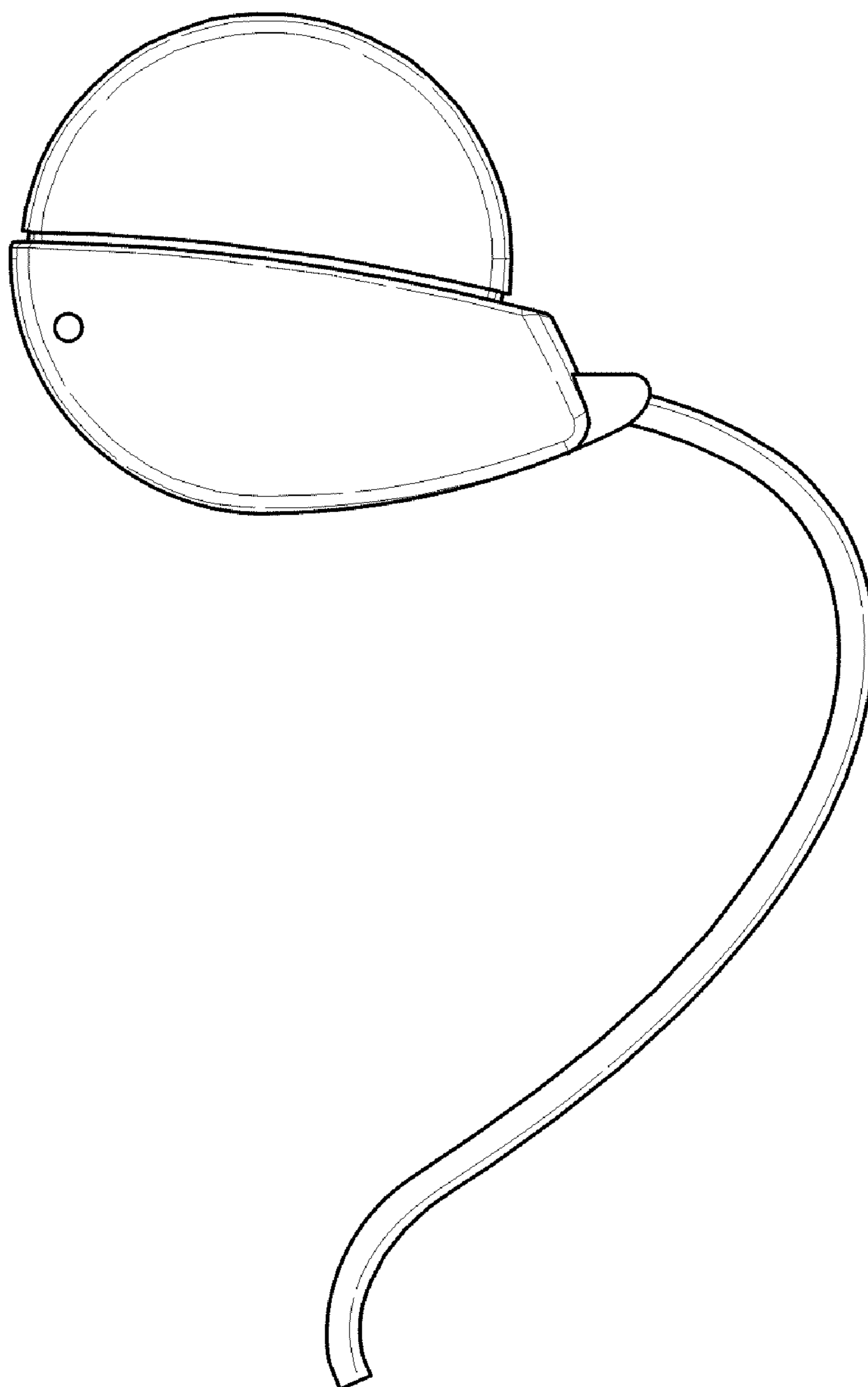


FIG. 6

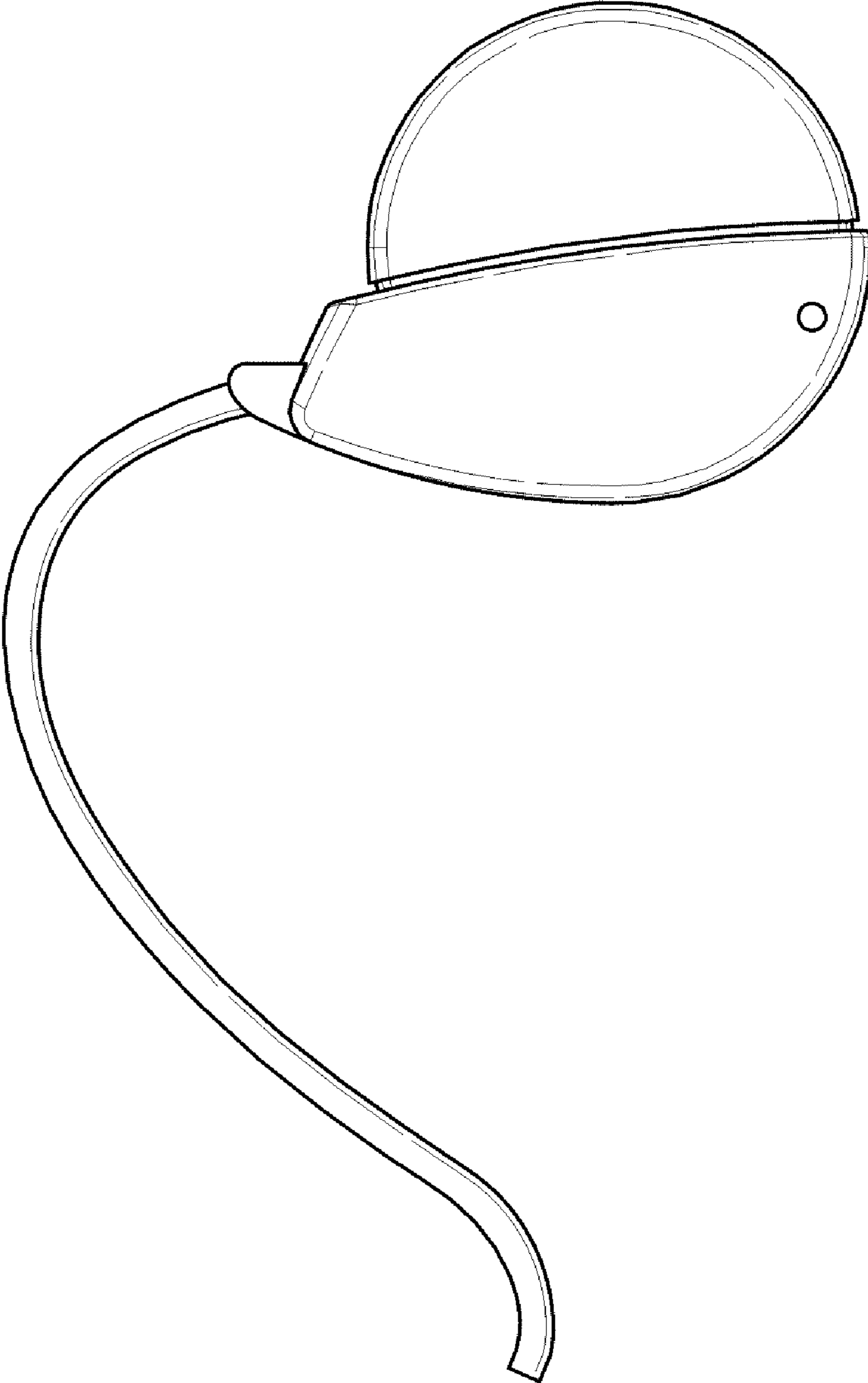


FIG. 7

