



US00D647617S

(12) **United States Design Patent**
Mille

(10) **Patent No.:** **US D647,617 S**

(45) **Date of Patent:** **** Oct. 25, 2011**

(54) **ENVELOPE OF A PROSTHESIS FOOT**

(75) Inventor: **M. Jacky Mille**, Beaune (FR)

(73) Assignee: **Proteor** (FR)

(**) Term: **14 Years**

(21) Appl. No.: **29/357,802**

(22) Filed: **Mar. 17, 2010**

(30) **Foreign Application Priority Data**

Nov. 24, 2009 (EM) 001179857-0001

(51) **LOC (9) Cl.** **24-02**

(52) **U.S. Cl.** **D24/155**

(58) **Field of Classification Search** D24/155;
606/61, 69; 623/17.15, 17.16, 53, 55; 604/500
See application file for complete search history.

(56) **References Cited**

U.S. PATENT DOCUMENTS

2,556,525 A * 6/1951 Drennon 623/49
3,098,239 A * 7/1963 Nader 623/55
3,461,464 A * 8/1969 Lindgren 623/38

4,177,525 A * 12/1979 Arbogast et al. 623/55
4,506,395 A * 3/1985 Haupt 623/53
4,619,661 A * 10/1986 Axelsson 623/55
4,652,266 A * 3/1987 Truesdell 623/55
5,064,438 A * 11/1991 Naeder 623/55
5,116,385 A * 5/1992 Allard et al. 623/55
5,156,632 A * 10/1992 Wellershaus 623/55
7,503,937 B2 * 3/2009 Asgeirsson et al. 623/55

* cited by examiner

Primary Examiner — Ian Simmons

Assistant Examiner — Charles Hanson

(74) *Attorney, Agent, or Firm* — Patricia Wilczynski Brozek

(57) **CLAIM**

The ornamental design for an envelope of a prosthesis foot, substantially as shown and described.

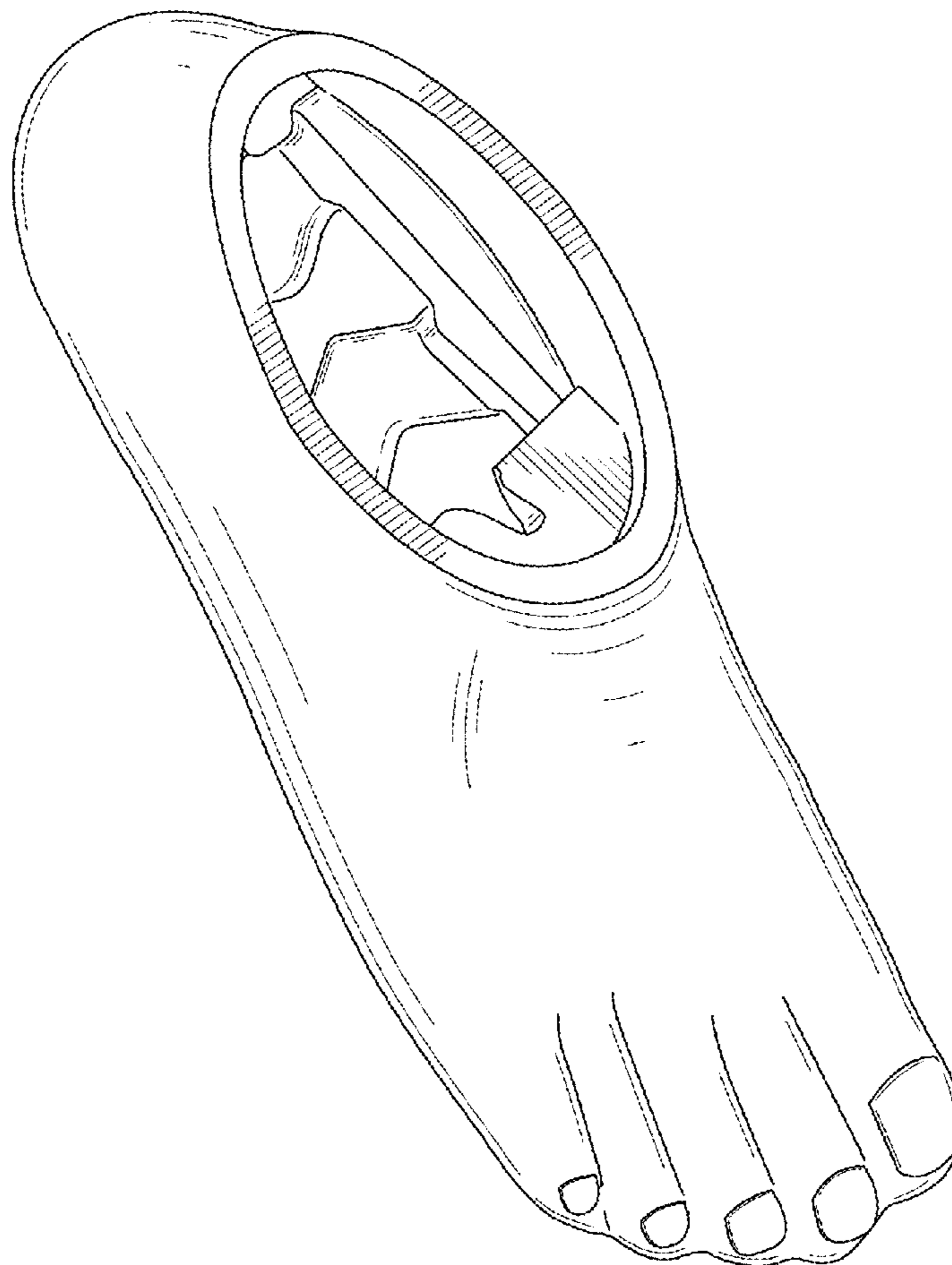
DESCRIPTION

FIG. 1 is a top view of an envelope of a prosthesis foot showing my new design;

FIG. 2 is a right view thereof; and,

FIG. 3 is a perspective view thereof.

1 Claim, 3 Drawing Sheets






FIG. 1

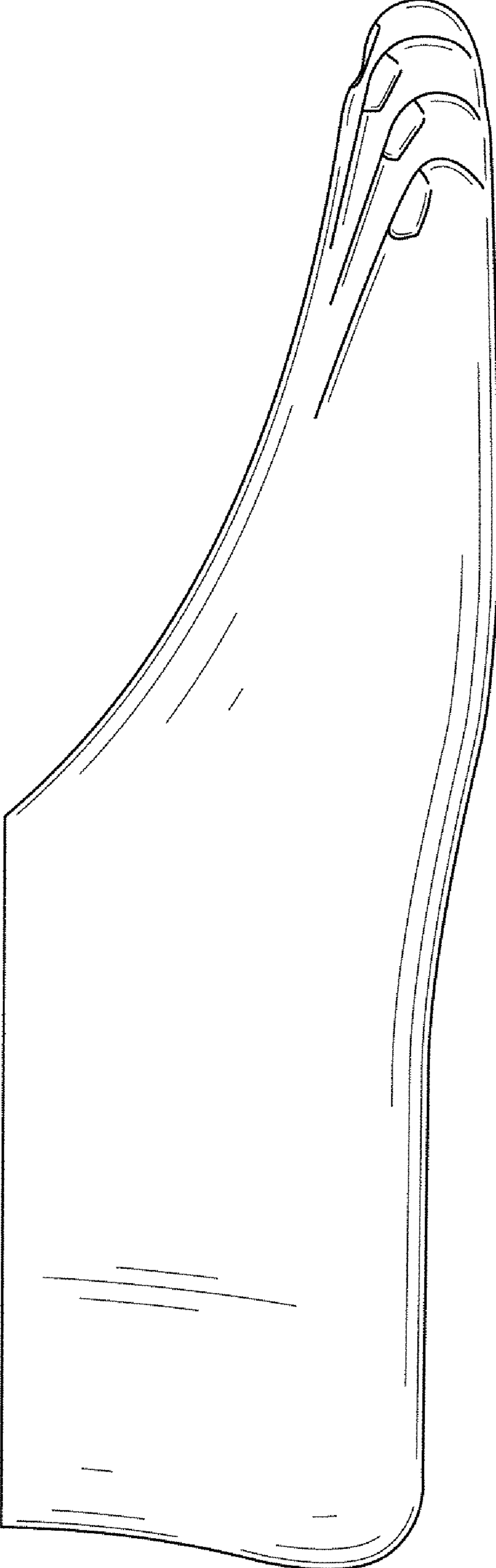


FIG. 2

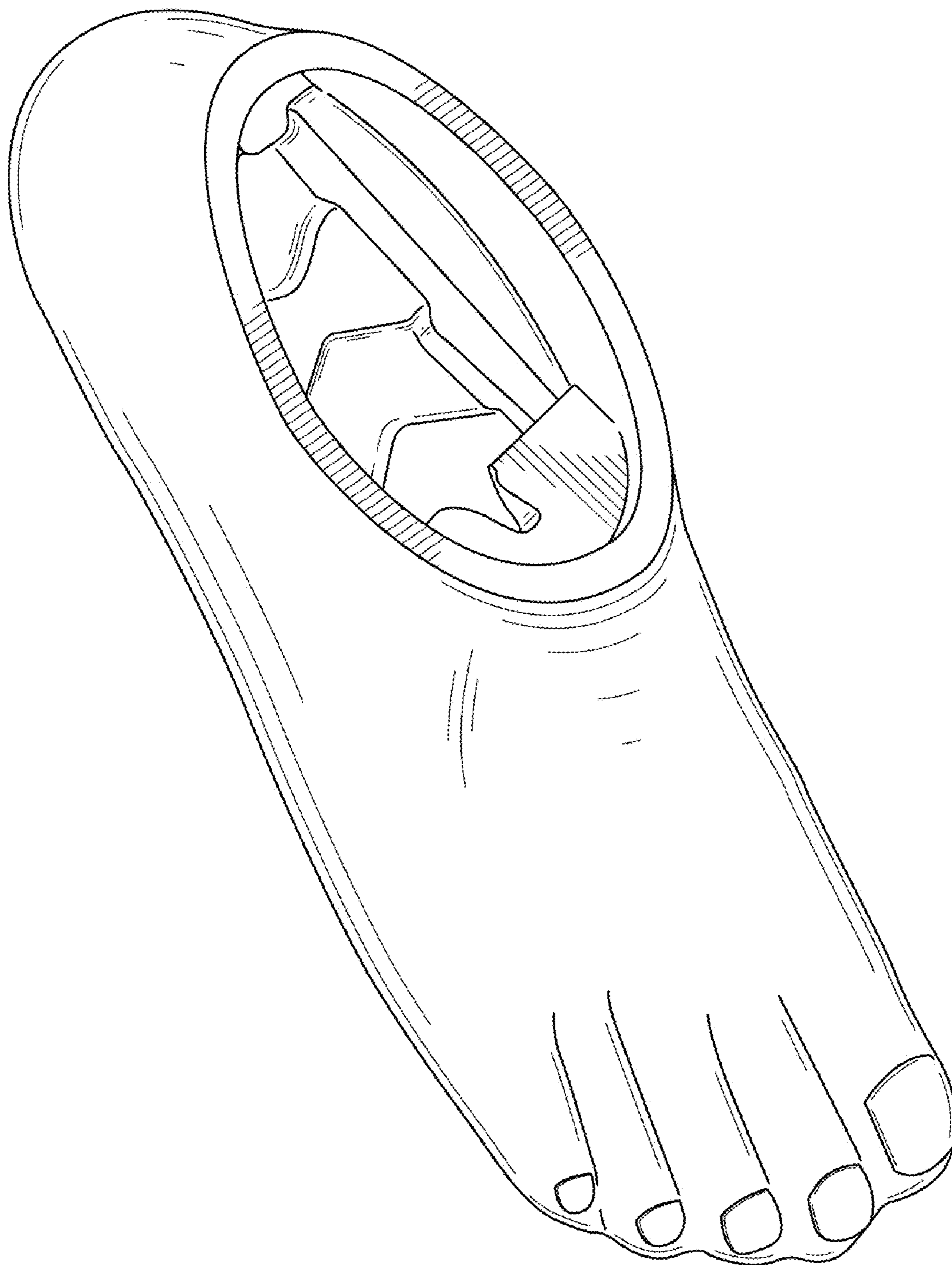


FIG. 3