



US00D647588S

(12) **United States Design Patent**  
**Heath**

(10) **Patent No.:** **US D647,588 S**  
(45) **Date of Patent:** **\*\* Oct. 25, 2011**

(54) **FLASH HIDER**

(75) Inventor: **Micheal Dwayne Heath**, Decatur, AL  
(US)

(73) Assignee: **Micor Defense, Inc.**, Decatur, AL (US)

(\*\*) Term: **14 Years**

(21) Appl. No.: **29/349,690**

(22) Filed: **Apr. 23, 2010**

(51) **LOC (9) Cl.** ..... **22-01**

(52) **U.S. Cl.** ..... **D22/108**

(58) **Field of Classification Search** ..... D22/100,  
D22/101, 103, 104, 108, 199; D21/572,  
D21/573; 42/51, 71.01, 75.01, 75.02, 90,  
42/94, 134, 136, 139, 125, 72, 111; 362/110;  
33/241, 277; 313/105 R; 89/40.06, 41.19,  
89/37.04, 33.04, 191.01, 200-204; 124/67,  
124/66, 72, 74

See application file for complete search history.

(56) **References Cited**

**U.S. PATENT DOCUMENTS**

4,716,809 A \* 1/1988 A'Costa ..... 89/14.3  
5,596,161 A 1/1997 Sommers

D542,877 S 5/2007 Murello et al.  
D605,724 S 12/2009 Heath  
D610,221 S 2/2010 Brittingham  
2006/0010750 A1\* 1/2006 Yoshitaka ..... 42/79

\* cited by examiner

*Primary Examiner* — T. Chase Nelson

*Assistant Examiner* — Michael Pratt

(74) *Attorney, Agent, or Firm* — Atlanta Technology Law

(57) **CLAIM**

The ornamental design for a flash hider, as shown and described.

**DESCRIPTION**

FIG. 1 is a perspective side view of a flash hider showing my new design;

FIG. 2 is a side elevation view of the flash hider;

FIG. 3 is another side elevation view shown rotated 90 degrees from the position thereof;

FIG. 4 is a front view thereof;

FIG. 5 is a rear view thereof; and,

FIG. 6 is a side cutaway view of the herein illustrated flash hider.

The broken lines in the figure views depict portions of the flash hider that form no part of the claimed design.

**1 Claim, 3 Drawing Sheets**





FIG. 1

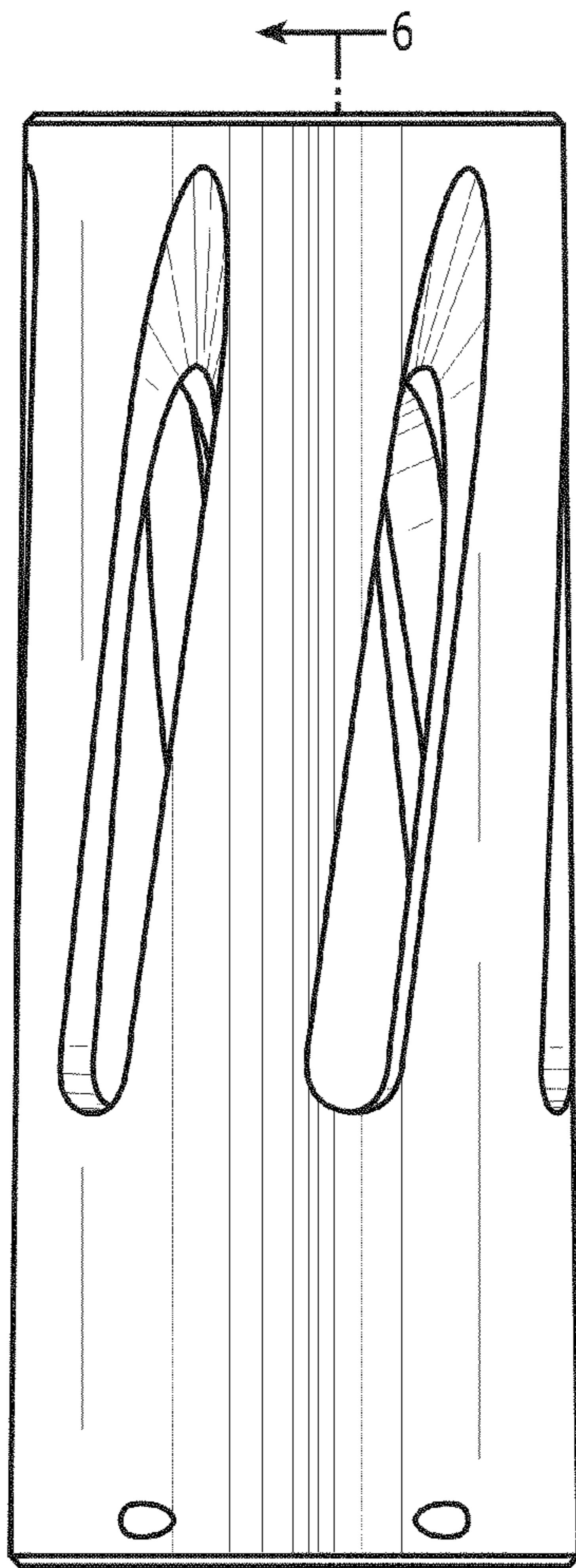


FIG. 2

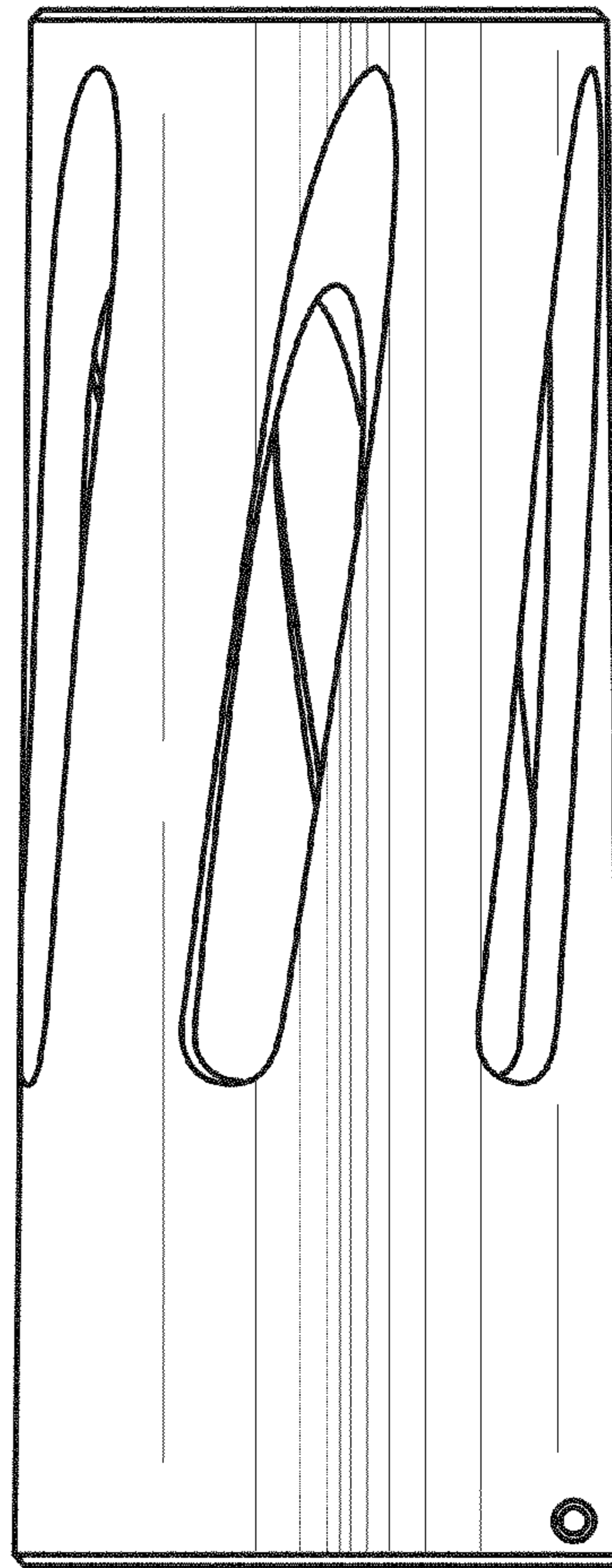


FIG. 3

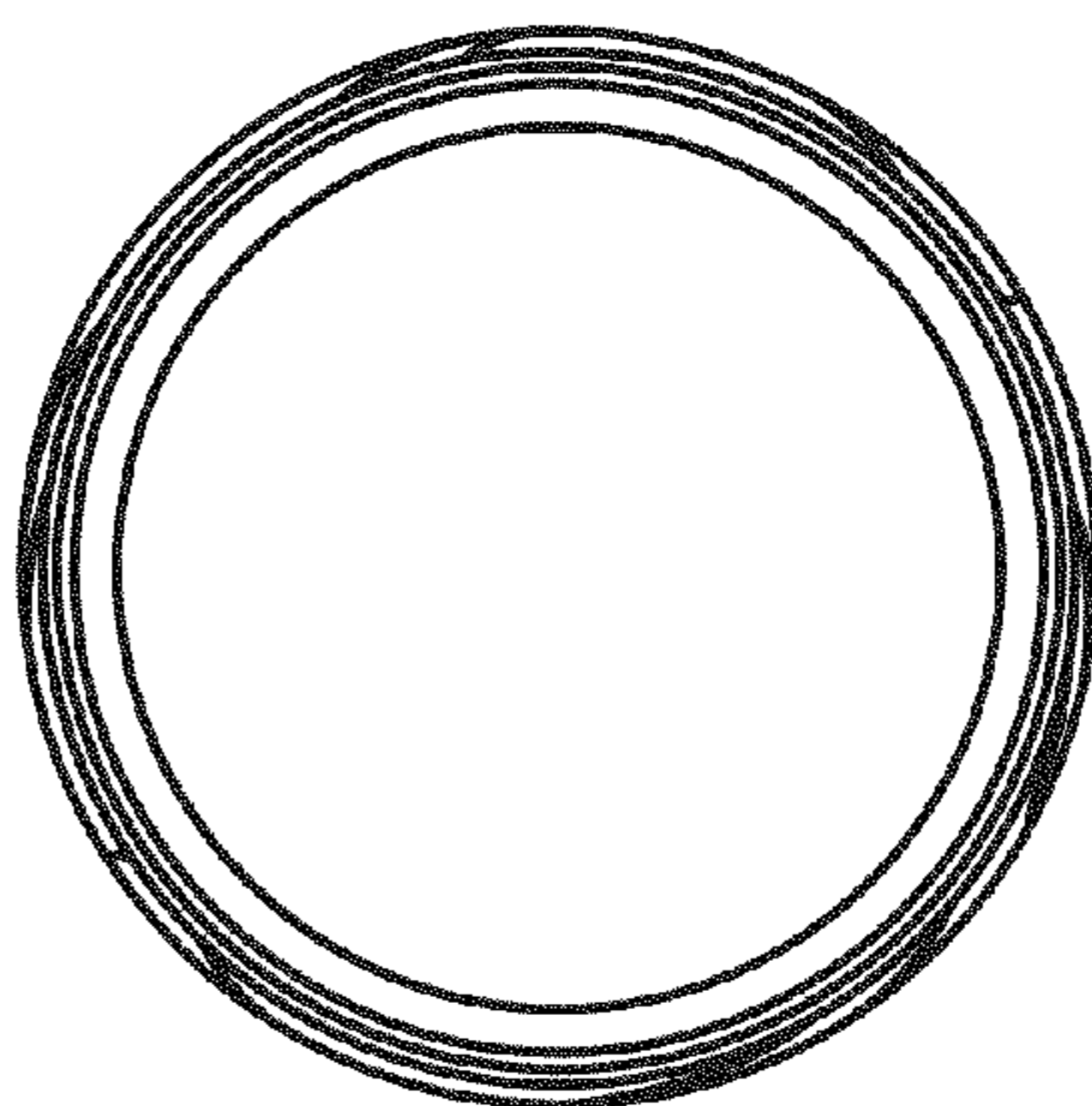


FIG. 4

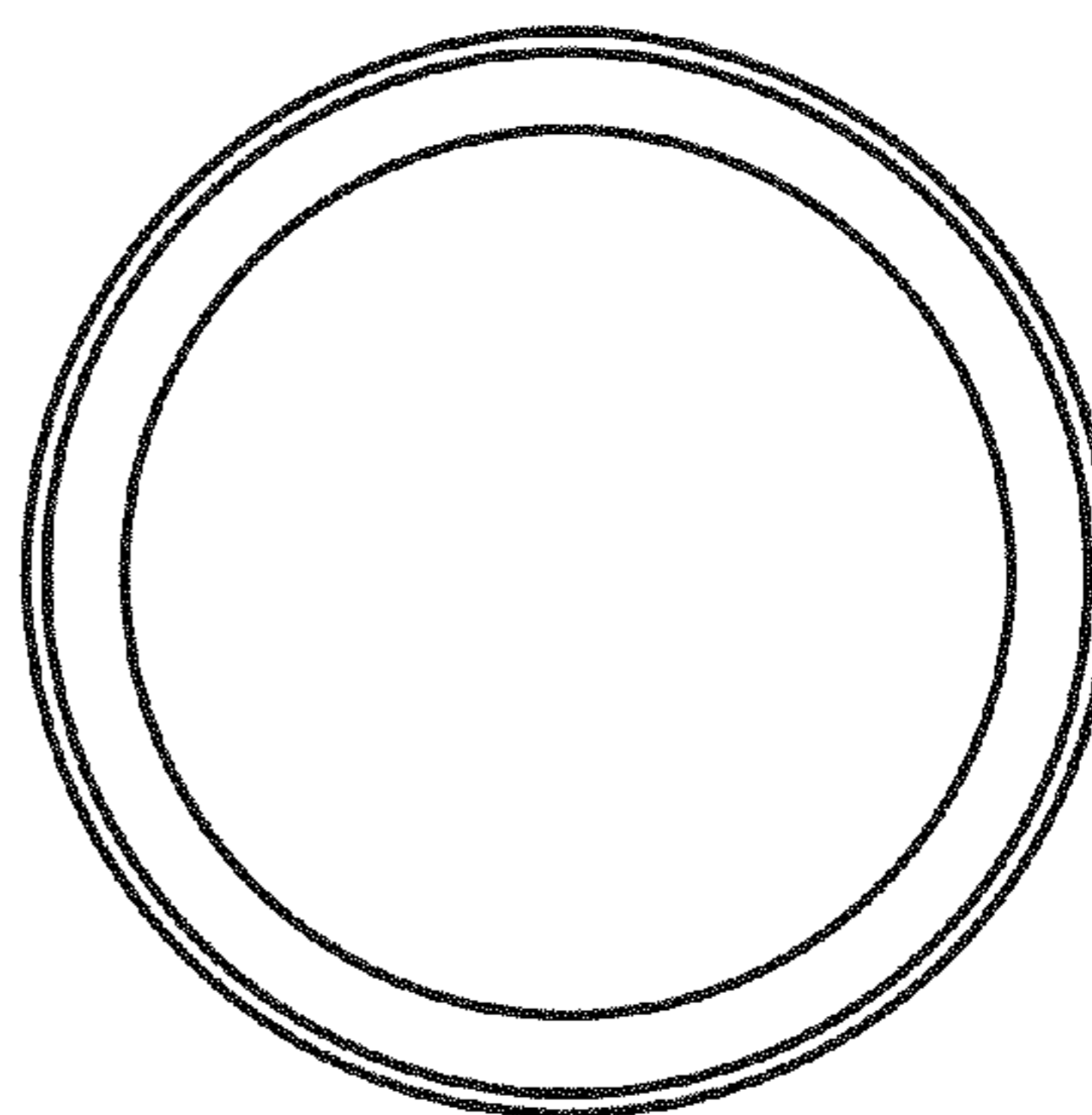


FIG. 5

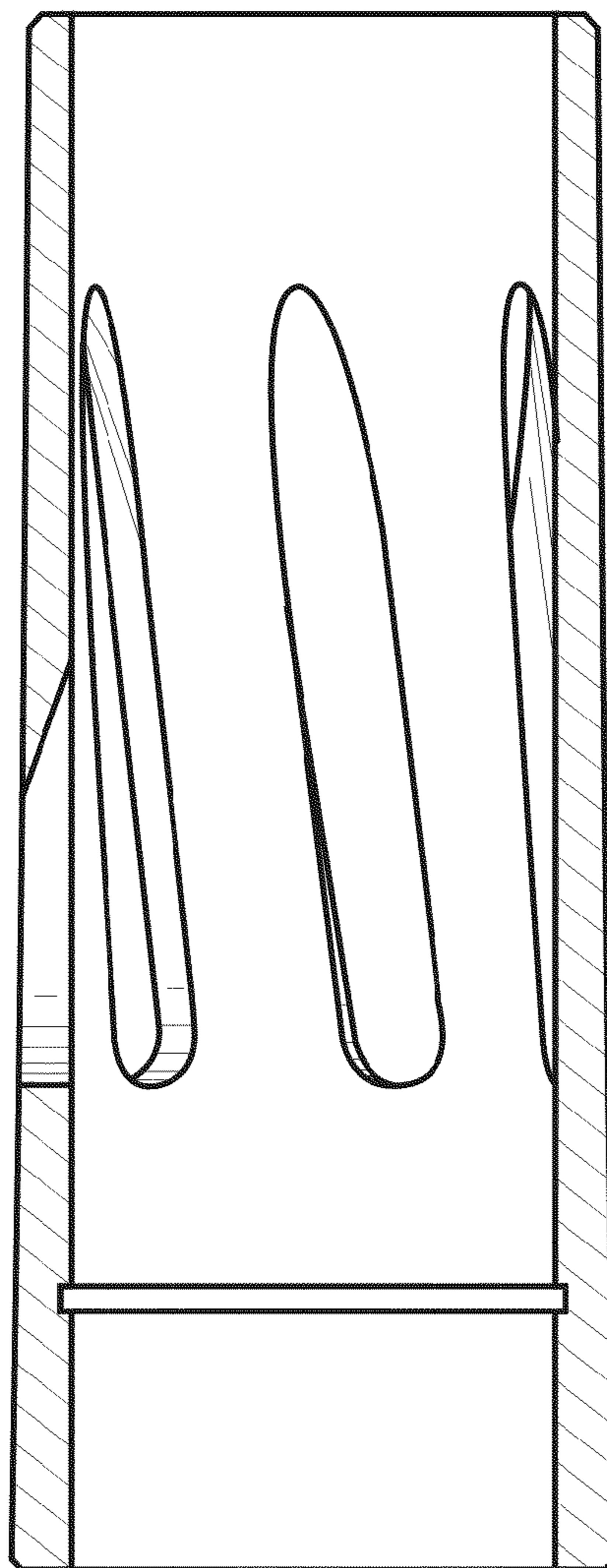


FIG. 6