



US00D647583S

(12) **United States Design Patent**
Foster et al.

(10) **Patent No.:** **US D647,583 S**

(45) **Date of Patent:** **** Oct. 25, 2011**

(54) **GOLF CLUB HEAD**

(75) Inventors: **Philip G. Foster**, Carlsbad, CA (US);
Garth Smith, Oceanside, CA (US);
Evan D. Gibbs, Encinitas, CA (US);
Luke R. Williams, Carlsbad, CA (US);
Daniel M. Stevens, Cardiff, CA (US)

(73) Assignee: **Callaway Golf Company**, Carlsbad, CA (US)

(**) Term: **14 Years**

(21) Appl. No.: **29/366,629**

(22) Filed: **Jul. 28, 2010**

(51) **LOC (9) Cl.** **21-02**

(52) **U.S. Cl.** **D21/752**

(58) **Field of Classification Search** D21/733,
D21/752, 759; 473/324–331, 343–346
See application file for complete search history.

(56) **References Cited**

U.S. PATENT DOCUMENTS

D482,092 S *	11/2003	Imamoto	D21/759
D482,421 S *	11/2003	Kessler	D21/759
D487,786 S *	3/2004	Tang	D21/752
D491,243 S *	6/2004	Tang	D21/752
D492,745 S *	7/2004	Tang	D21/752
D513,424 S *	1/2006	Erickson et al.	D21/752
D518,543 S *	4/2006	Aguinaldo et al.	D21/759
D535,342 S *	1/2007	Evans et al.	D21/752
D536,049 S *	1/2007	Evans et al.	D21/759
D538,866 S *	3/2007	Kim et al.	D21/752

D569,941 S *	5/2008	Evans et al.	D21/759
D598,510 S *	8/2009	Barez et al.	D21/752
D602,544 S *	10/2009	Oldknow	D21/752
D602,545 S *	10/2009	Oldknow	D21/752
D602,548 S *	10/2009	Oldknow	D21/759
D602,550 S *	10/2009	Oldknow	D21/759
D602,551 S *	10/2009	Oldknow	D21/759
D607,953 S *	1/2010	Oldknow	D21/759
D617,403 S *	6/2010	Llewellyn et al.	D21/752
D617,858 S *	6/2010	Llewellyn et al.	D21/752
D622,339 S *	8/2010	Kadoya	D21/752

* cited by examiner

Primary Examiner — Mitchell Siegel

(74) *Attorney, Agent, or Firm* — Michael A. Catania;
Rebecca Hanovice; Sonia Lari

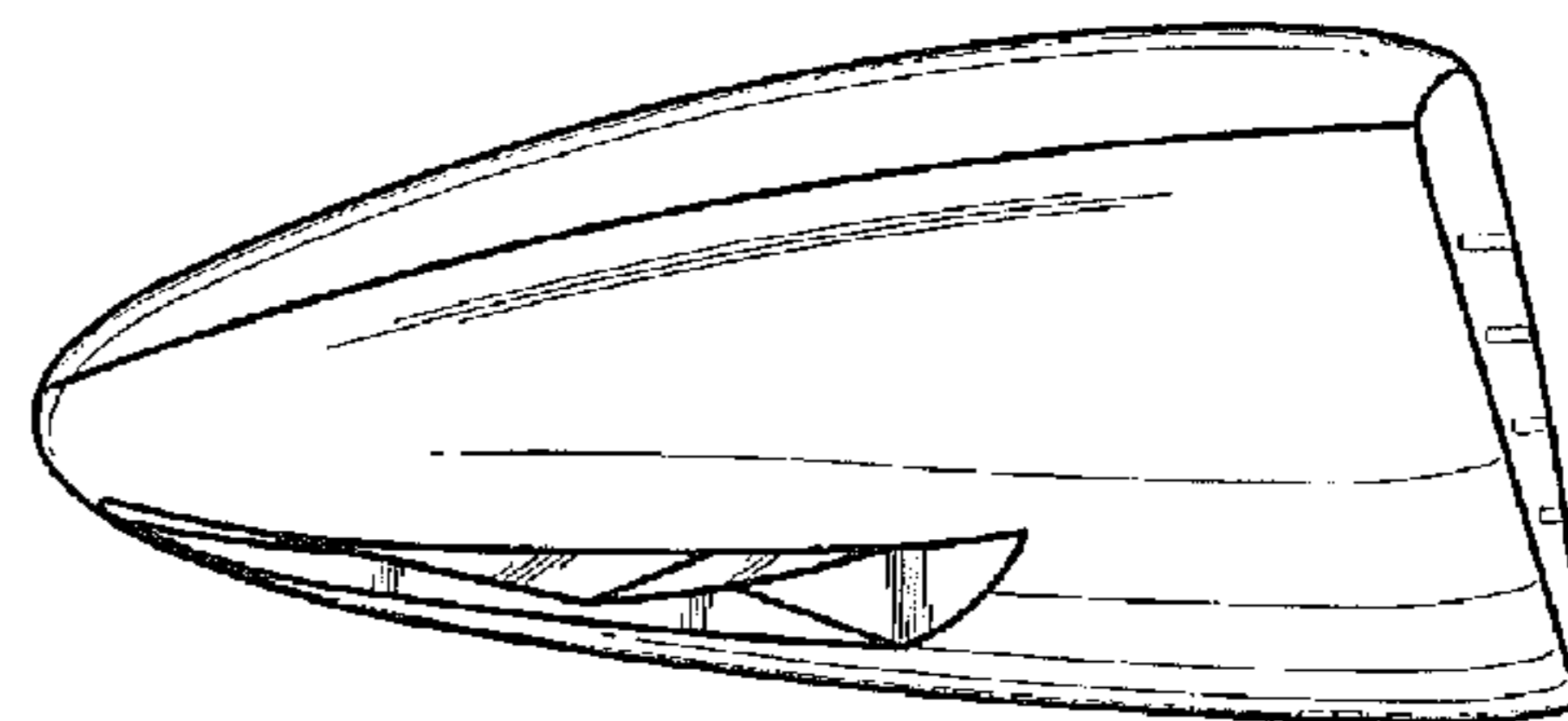
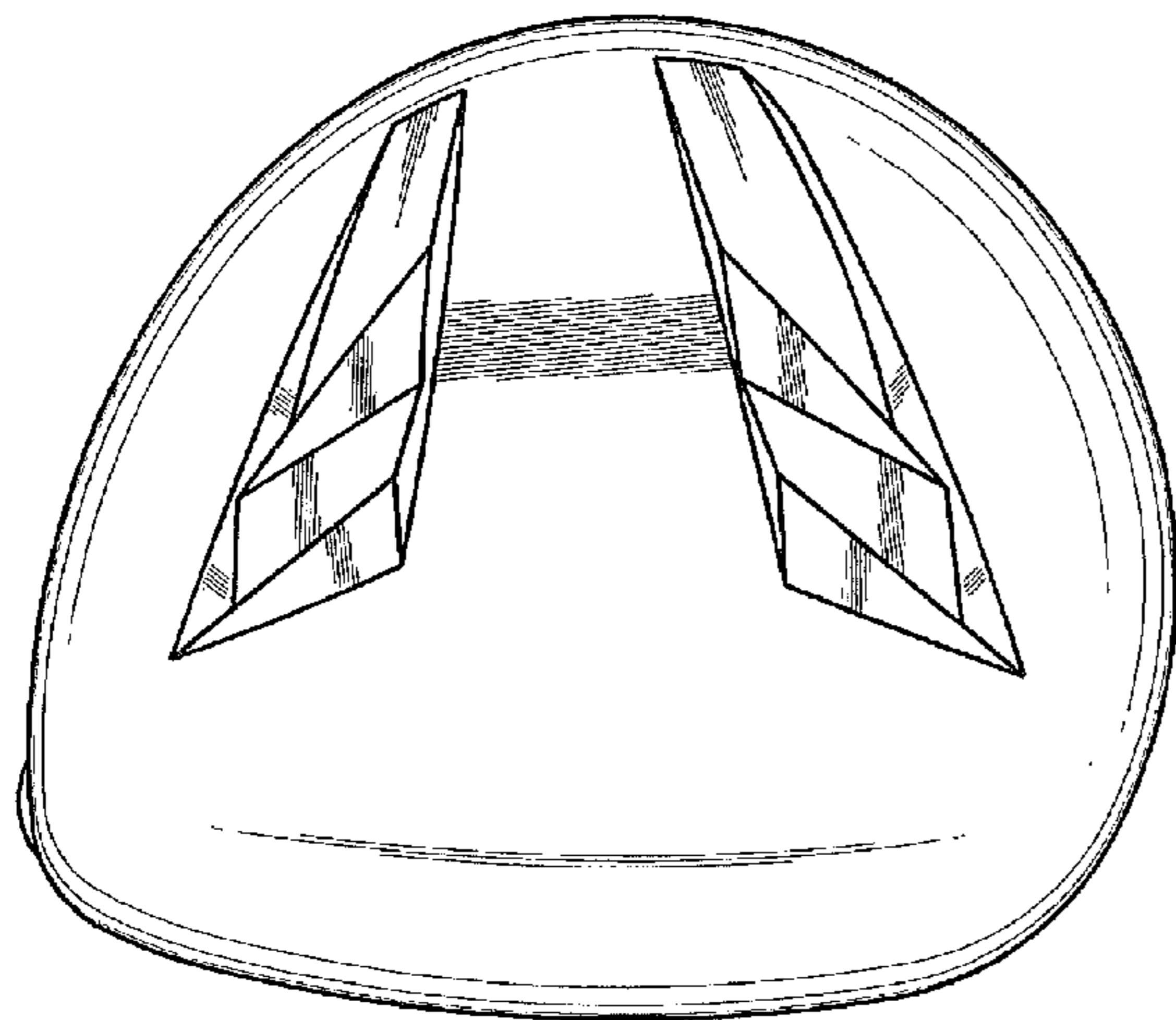
(57) **CLAIM**

The ornamental design for a golf club head, as shown and described.

DESCRIPTION

FIG. 1 is a bottom plan view of a golf club head;
FIG. 2 is a front elevational view thereof;
FIG. 3 is a top plan view thereof;
FIG. 4 is a toe elevational view thereof; and,
FIG. 5 is a heel elevational view thereof.
The broken line showing of the striking face is included for the purpose of illustrating and forms no part of the claimed design.

1 Claim, 2 Drawing Sheets



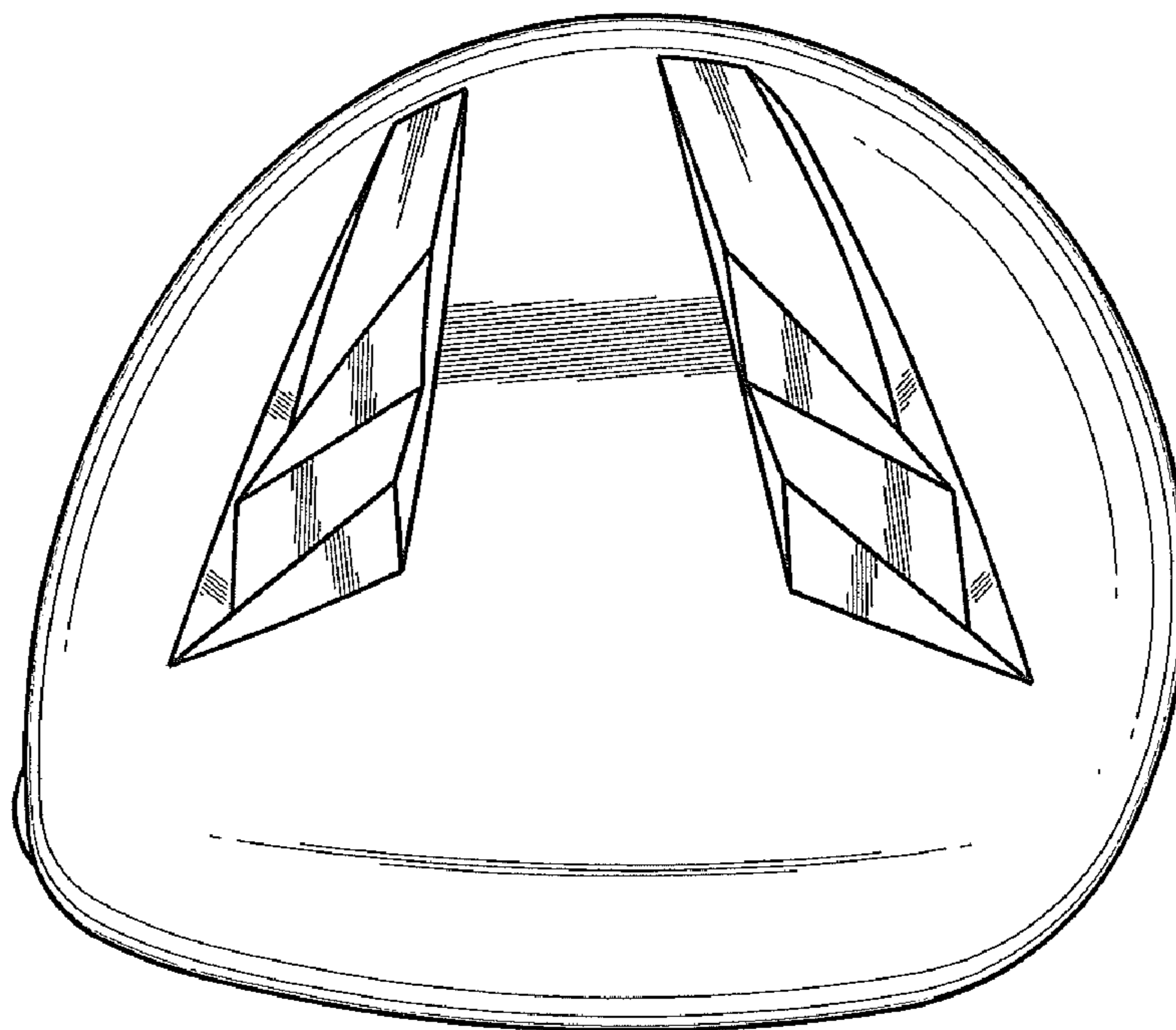


FIG. 1

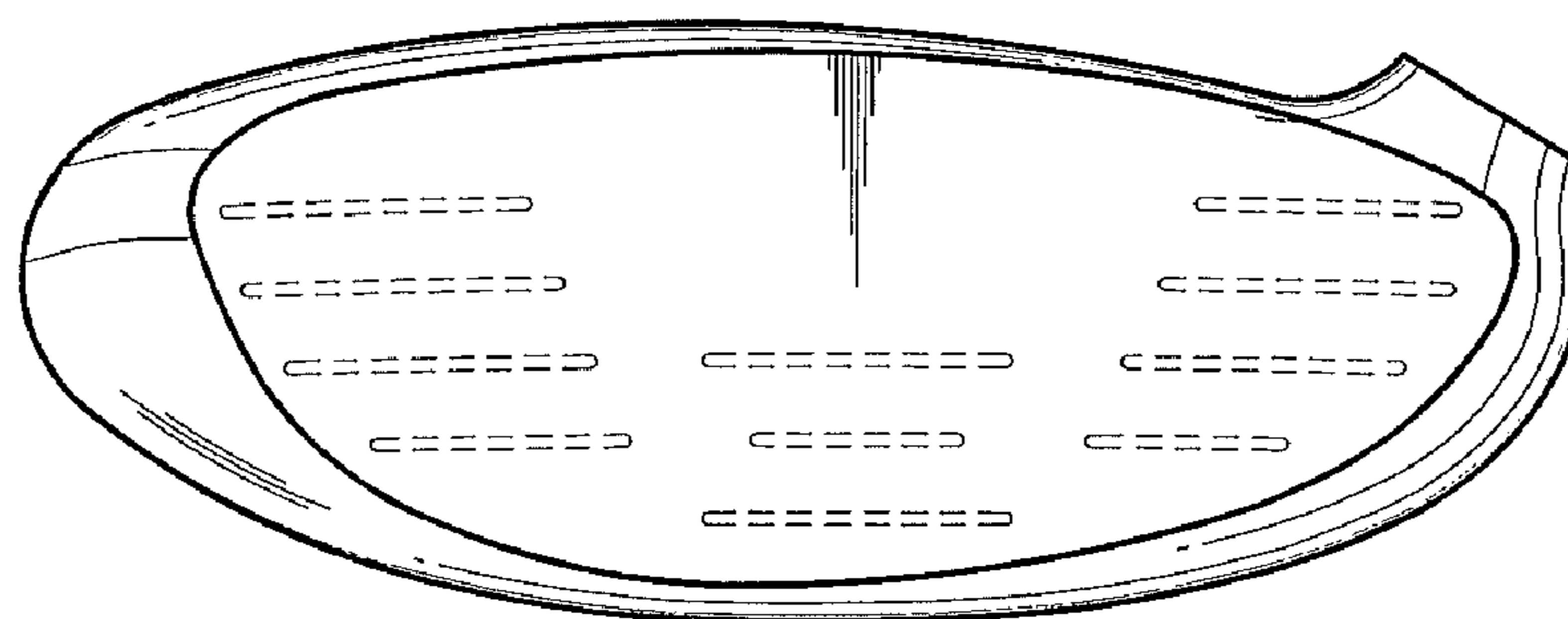


FIG. 2

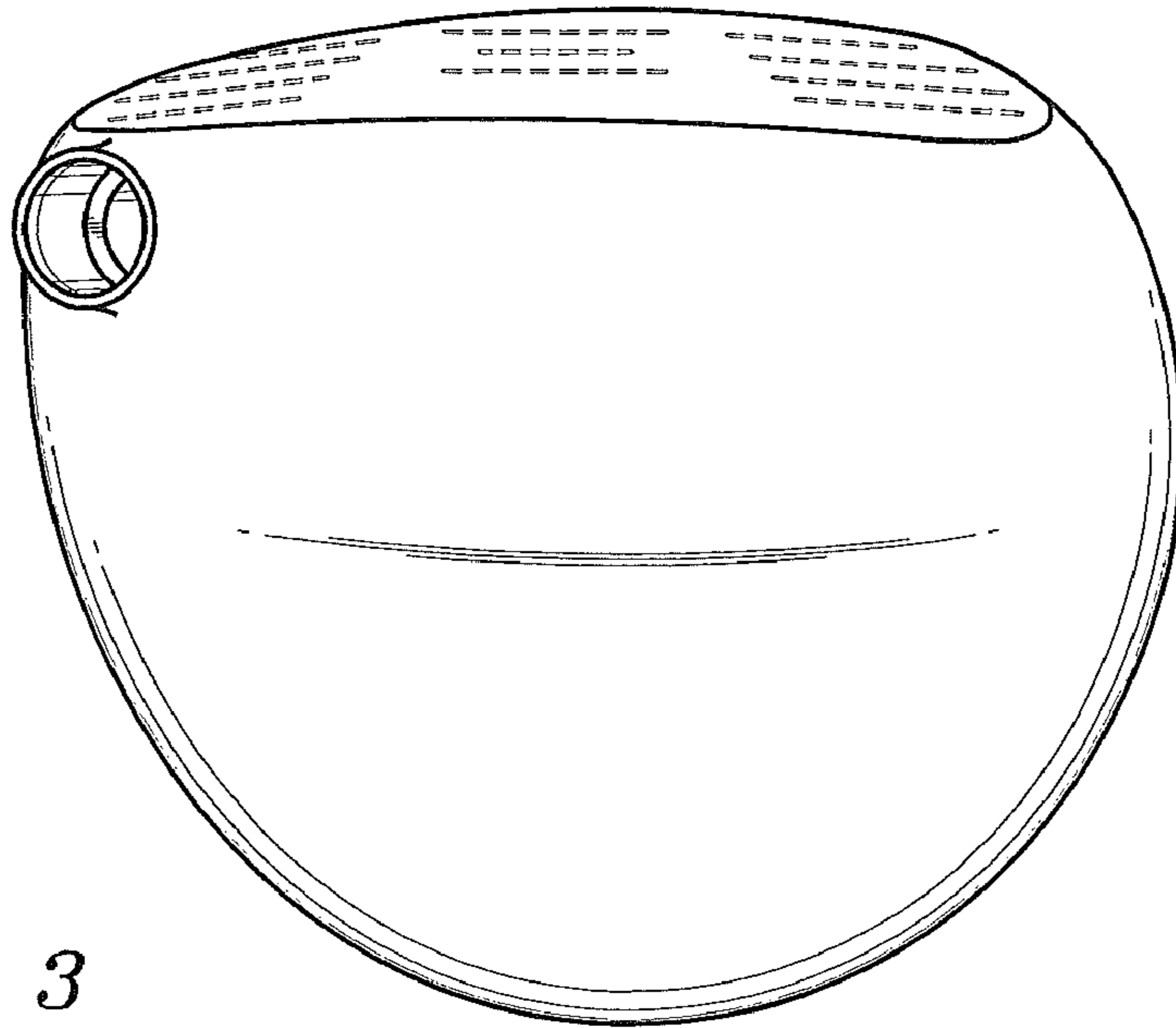


FIG. 3

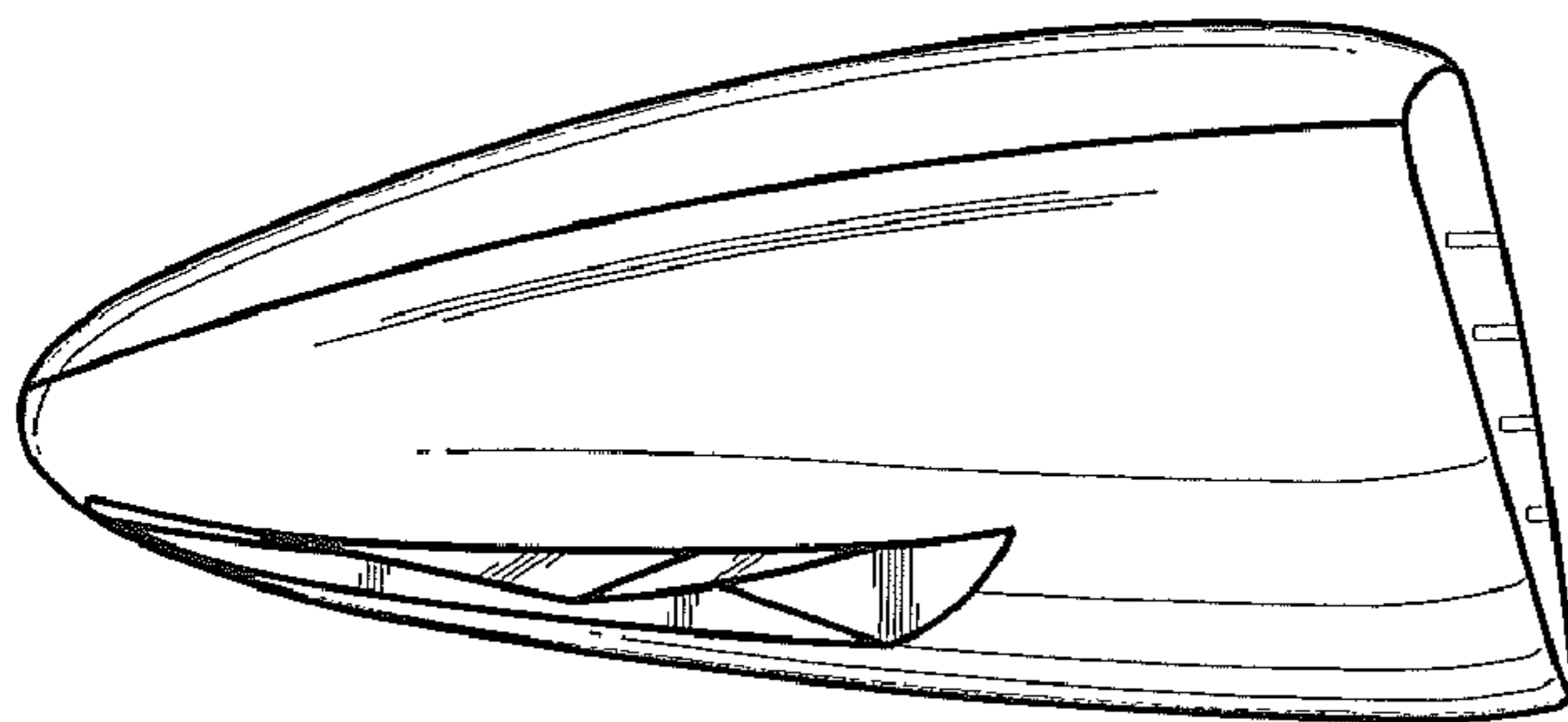


FIG. 4

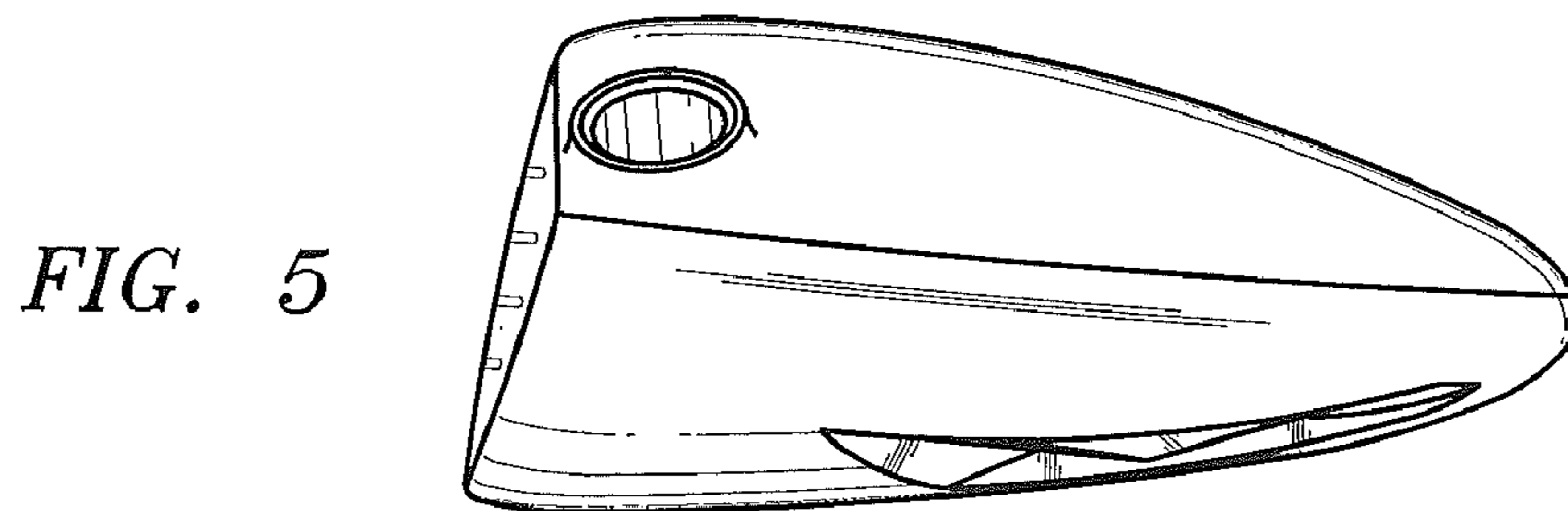


FIG. 5