



US00D647566S

(12) **United States Design Patent**  
**Yuan**

(10) **Patent No.:** **US D647,566 S**  
(45) **Date of Patent:** **\*\* Oct. 25, 2011**

(54) **TAPE DISPENSER**

(75) Inventor: **Fang Yuan**, Ningbo (CN)

(73) Assignee: **Beifa Group Co., Ltd.**, Ningbo (CN)

(\*\*) Term: **14 Years**

(21) Appl. No.: **29/391,219**

(22) Filed: **May 4, 2011**

(30) **Foreign Application Priority Data**

Nov. 4, 2010 (CN) ..... 2010 3 0592657

(51) **LOC (9) Cl.** ..... **08-02**

(52) **U.S. Cl.** ..... **D19/69**

(58) **Field of Classification Search** ..... D19/36,  
D19/70, 69, 68; D13/133, 146; 242/588.6,  
242/588.3, 588.2; 225/77, 6, 56, 69, 26,  
225/25, 19, 11; 206/411; 156/577, 527,  
156/523

See application file for complete search history.

(56) **References Cited**

**U.S. PATENT DOCUMENTS**

D359,511 S *	6/1995	Nash et al.	.....	D19/69
D404,430 S *	1/1999	Shen	.....	D19/69
D430,213 S *	8/2000	Huang	.....	D19/69
D448,415 S *	9/2001	Huang	.....	D19/69
D486,521 S *	2/2004	Crawford et al.	.....	D19/69

D496,691 S *	9/2004	Crawford et al.	.....	D19/69
D504,155 S *	4/2005	Crawford et al.	.....	D19/69
D541,865 S *	5/2007	Kent et al	.....	D19/69
D541,866 S *	5/2007	Kent et al	.....	D19/69
D568,399 S *	5/2008	Yu Chen	.....	D19/69
D597,137 S *	7/2009	Chiu	.....	D19/69
D597,601 S *	8/2009	Huang	.....	D19/69
D604,365 S *	11/2009	Mandar	.....	D19/69
D617,380 S *	6/2010	Chiu	.....	D19/69
D619,173 S *	7/2010	Chiu	.....	D19/69
2006/0289594 A1 *	12/2006	Yu Chen	.....	225/56

\* cited by examiner

*Primary Examiner* — Austin Murphy

(74) *Attorney, Agent, or Firm* — Christensen O'Connor Johnson Kindness PLLC

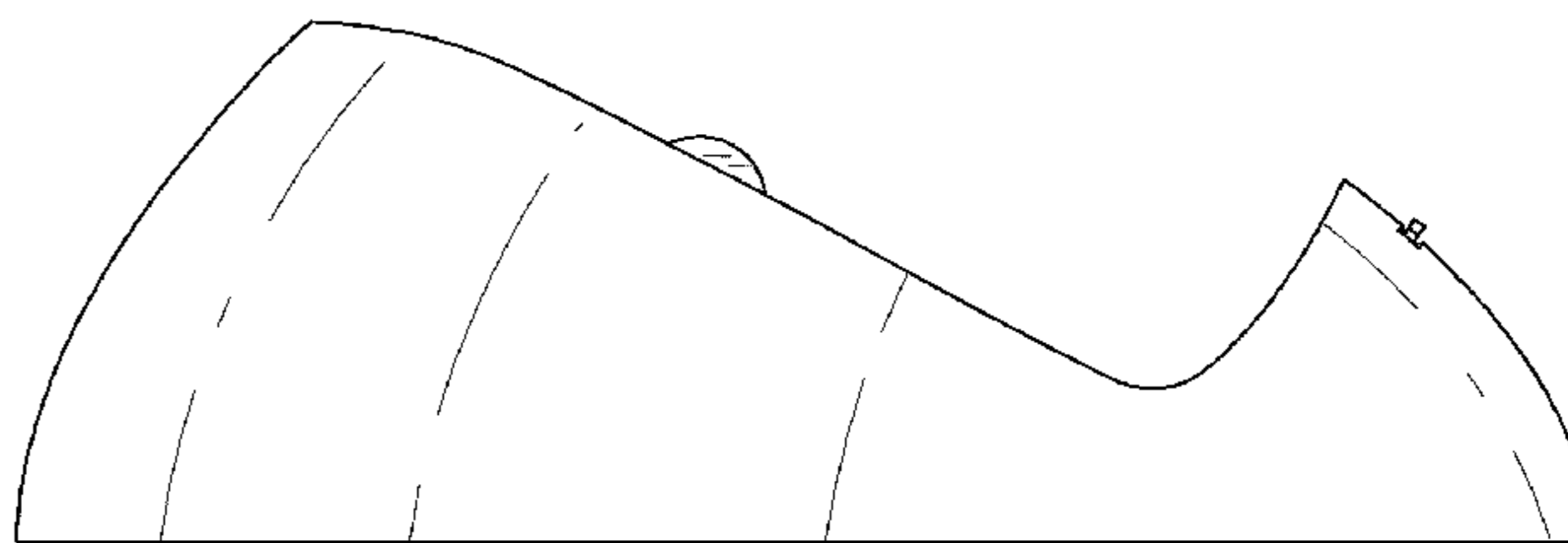
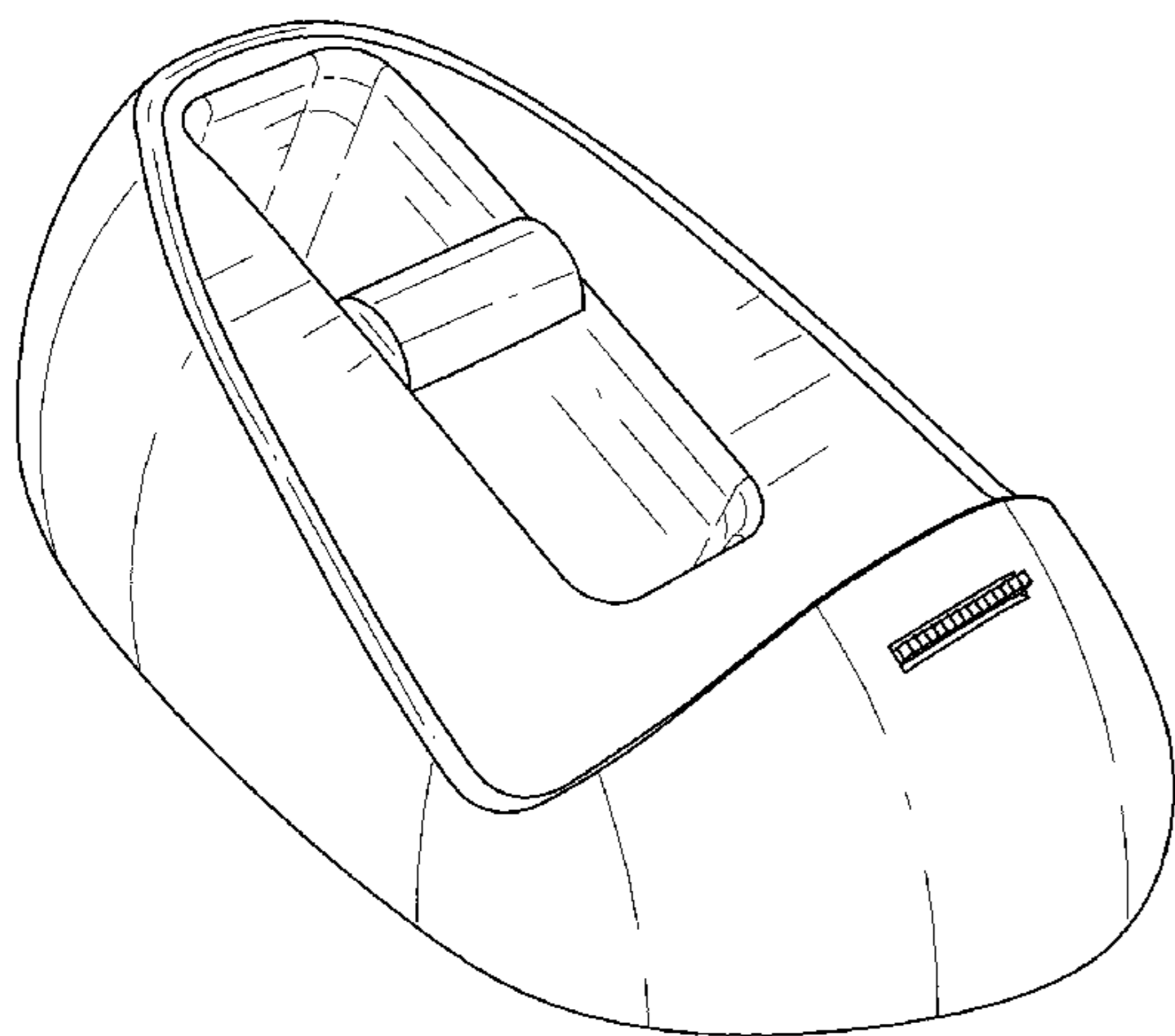
(57) **CLAIM**

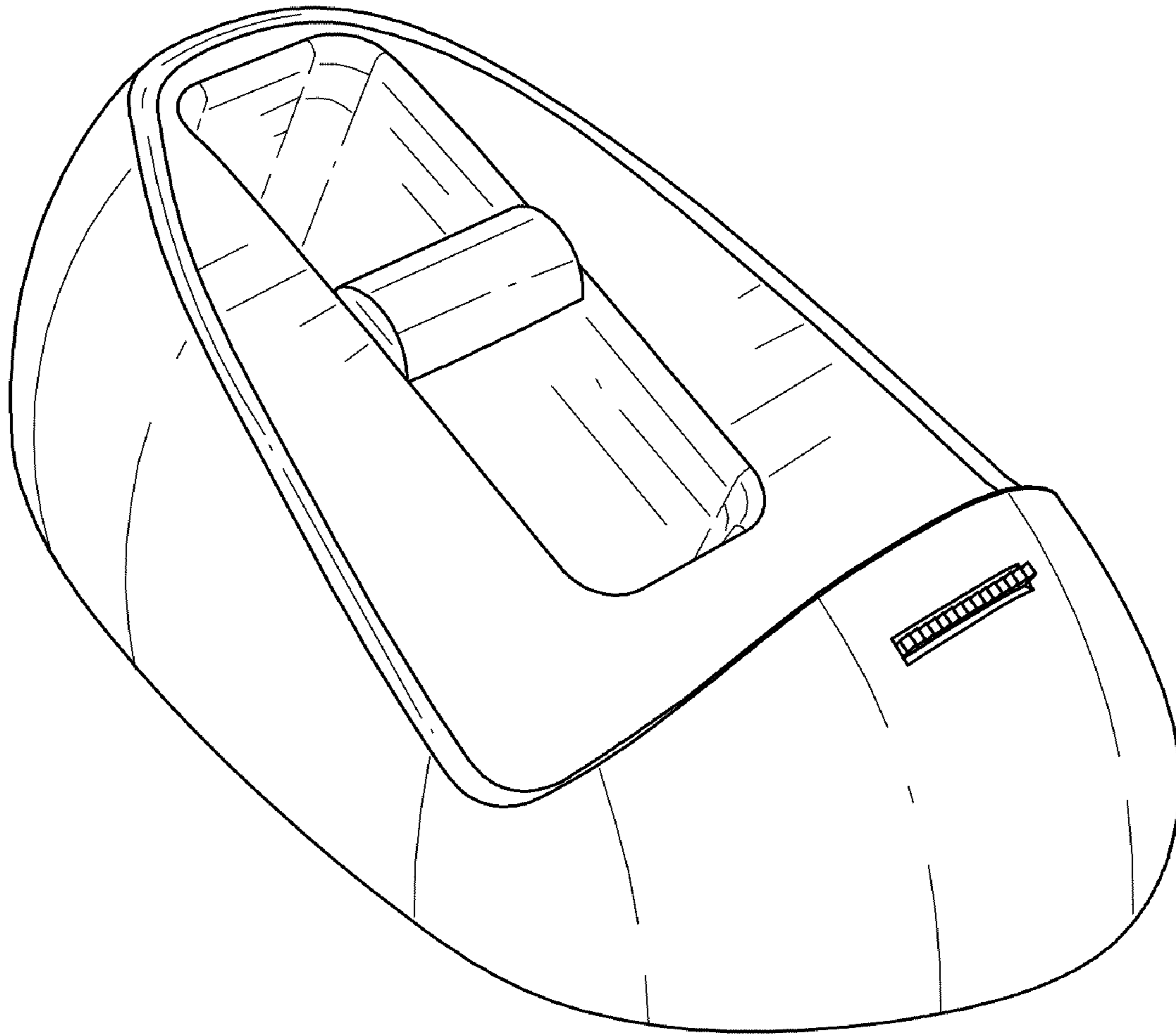
The ornamental design for a tape dispenser, as shown and described.

**DESCRIPTION**

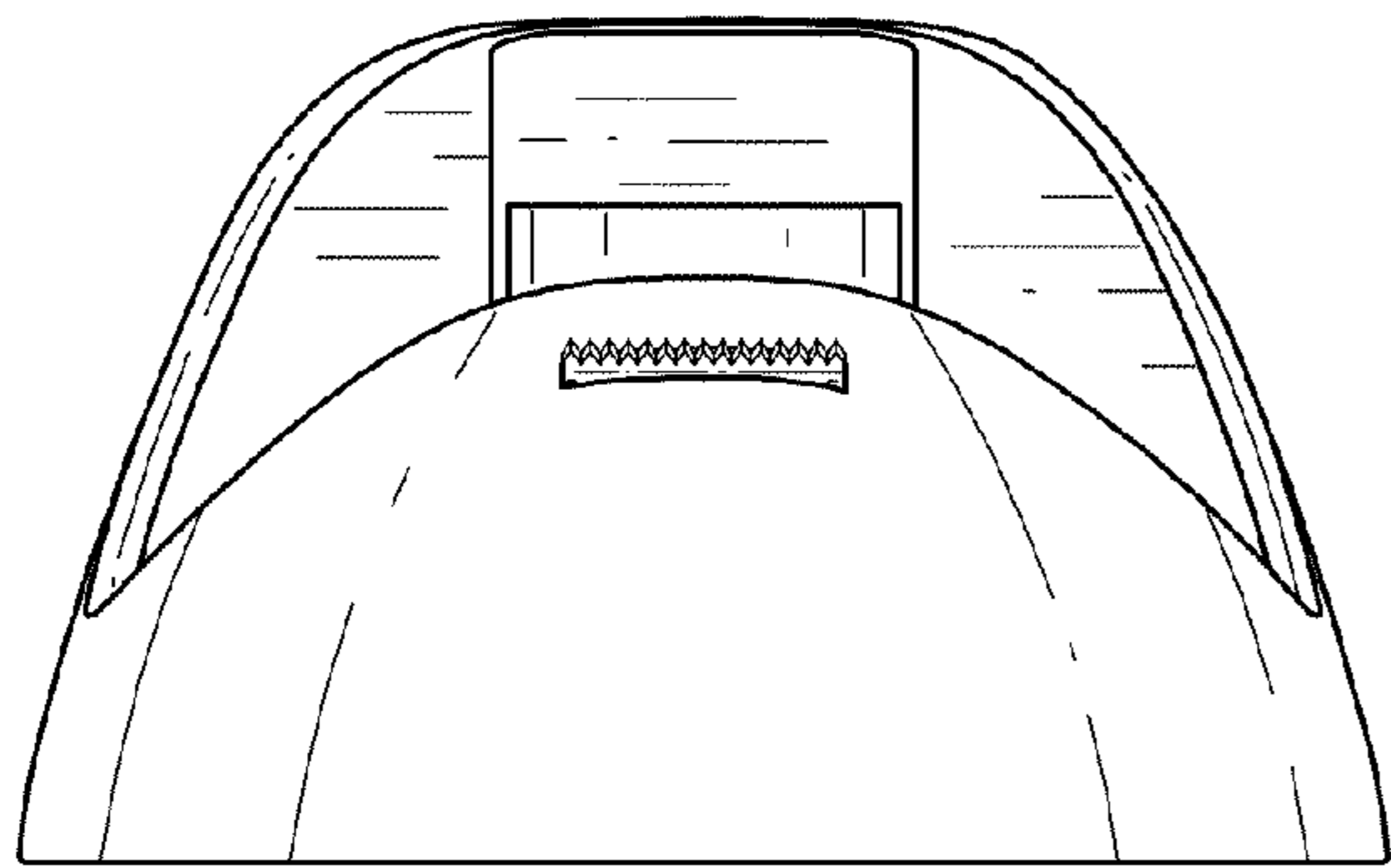
FIG. 1 is an upper front left perspective view of a tape dispenser showing my new design;  
FIG. 2 is a front elevation view thereof;  
FIG. 3 is a rear elevation view thereof;  
FIG. 4 is a left side elevation view thereof, with the right side elevation view being a minor image of the left side elevation view;  
FIG. 5 is a top plan view thereof; and,  
FIG. 6 is a bottom plan view thereof.

**1 Claim, 5 Drawing Sheets**

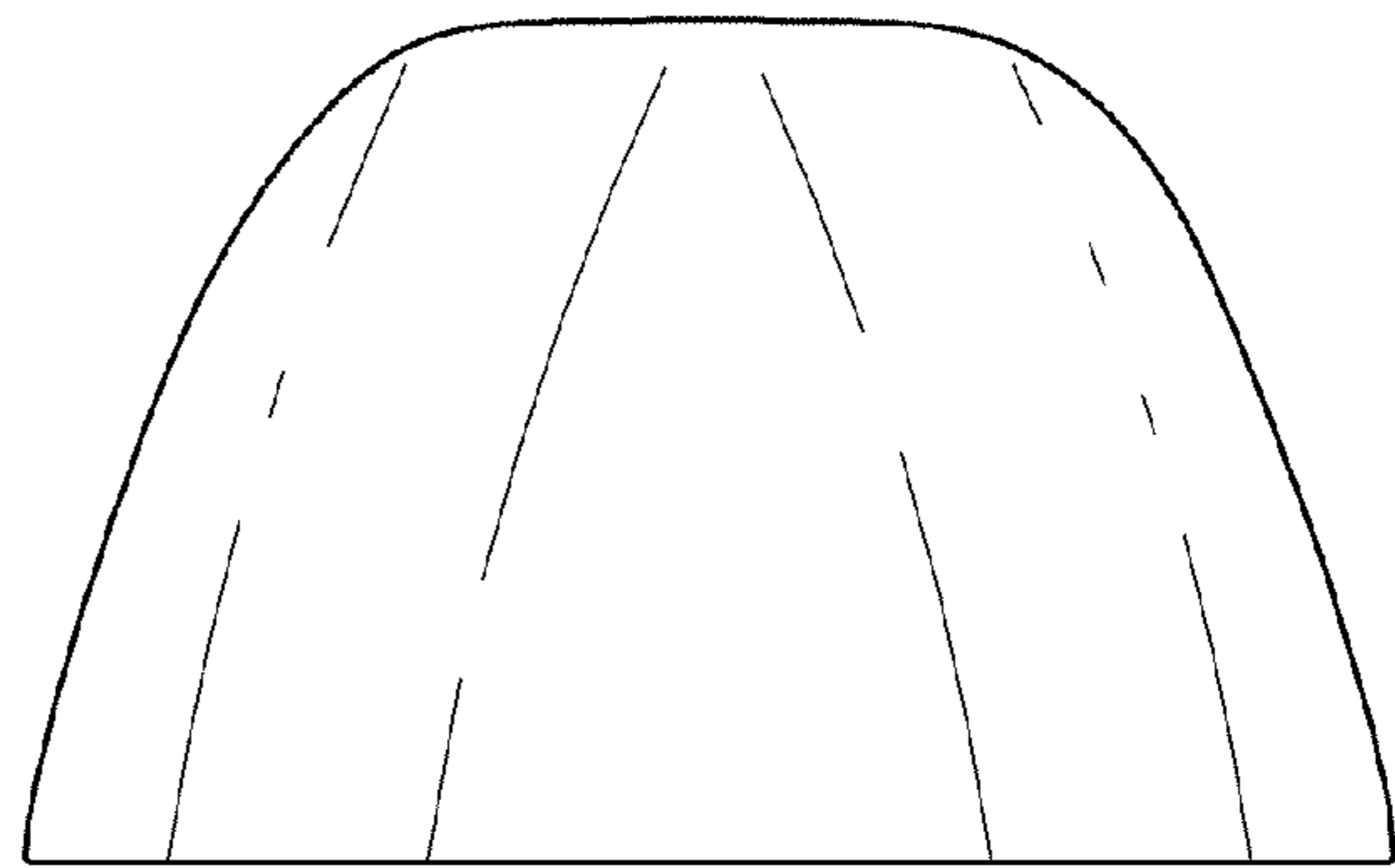




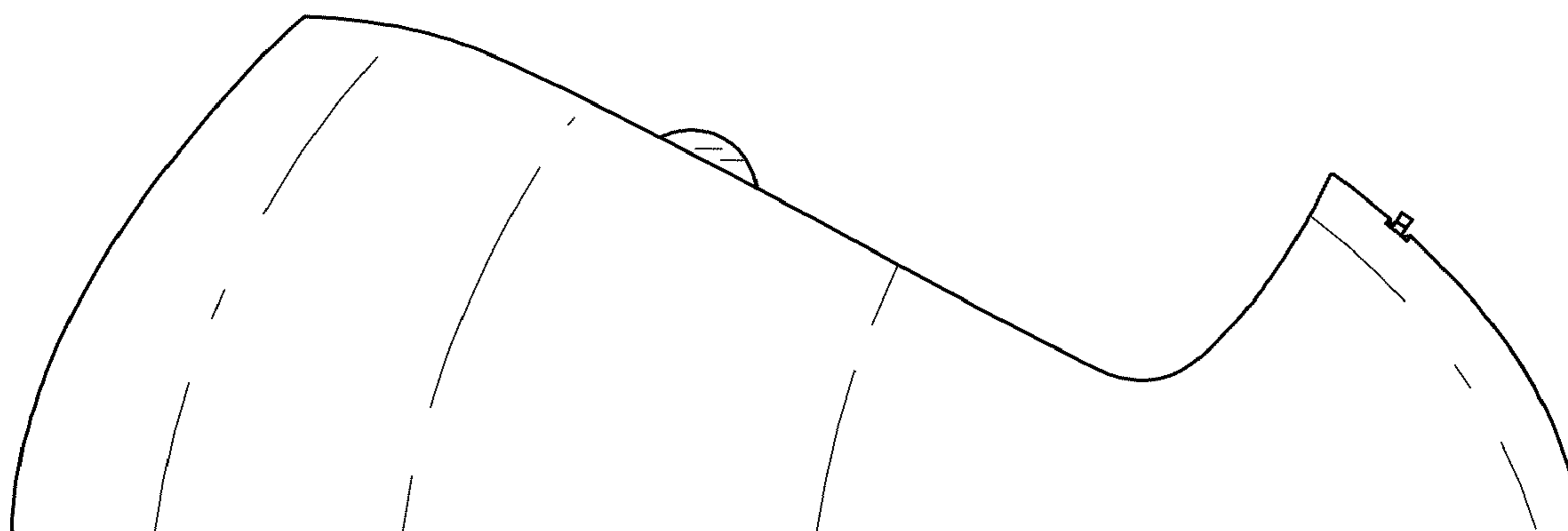
*Fig. 1.*



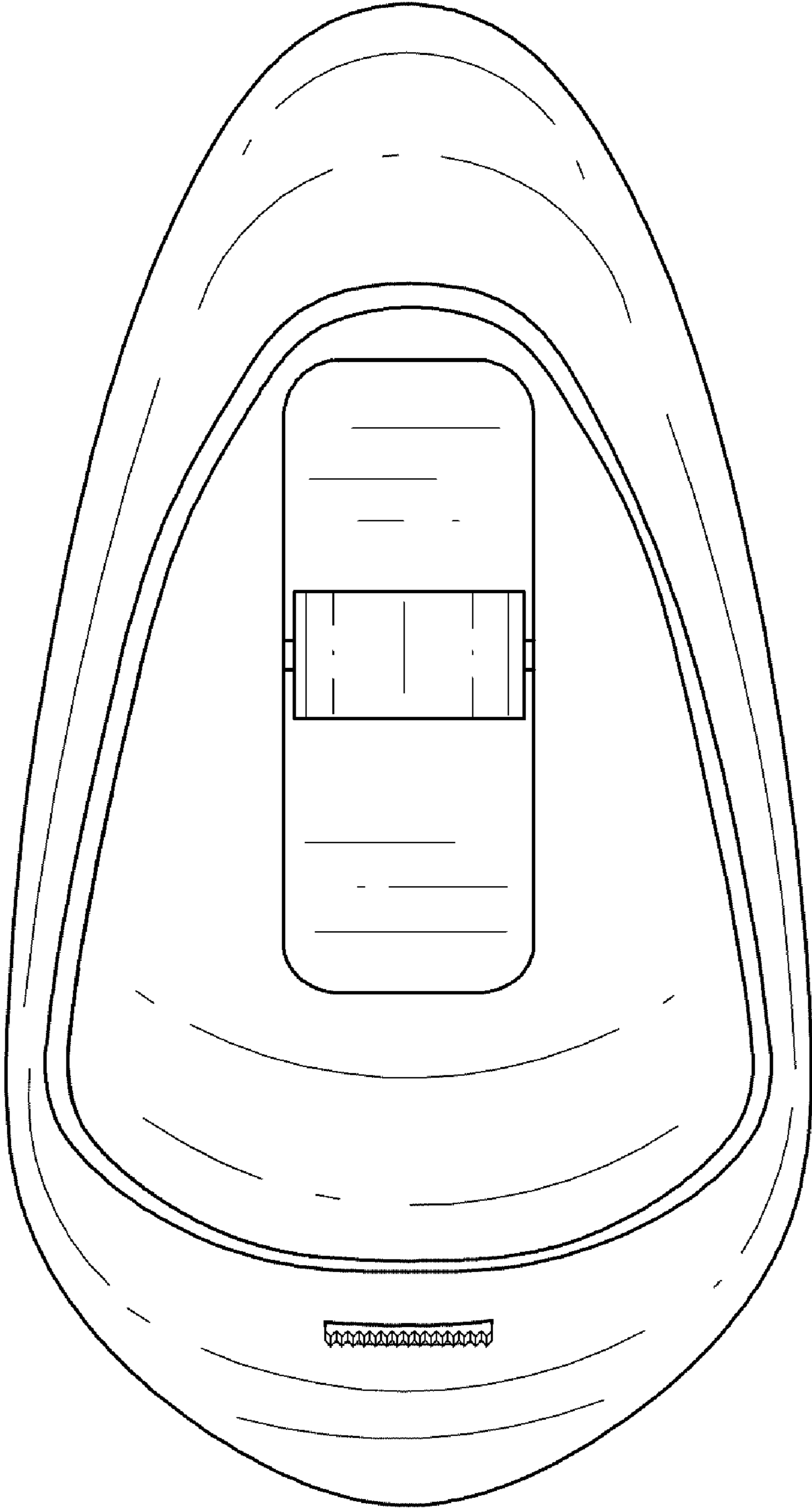
*Fig. 2.*



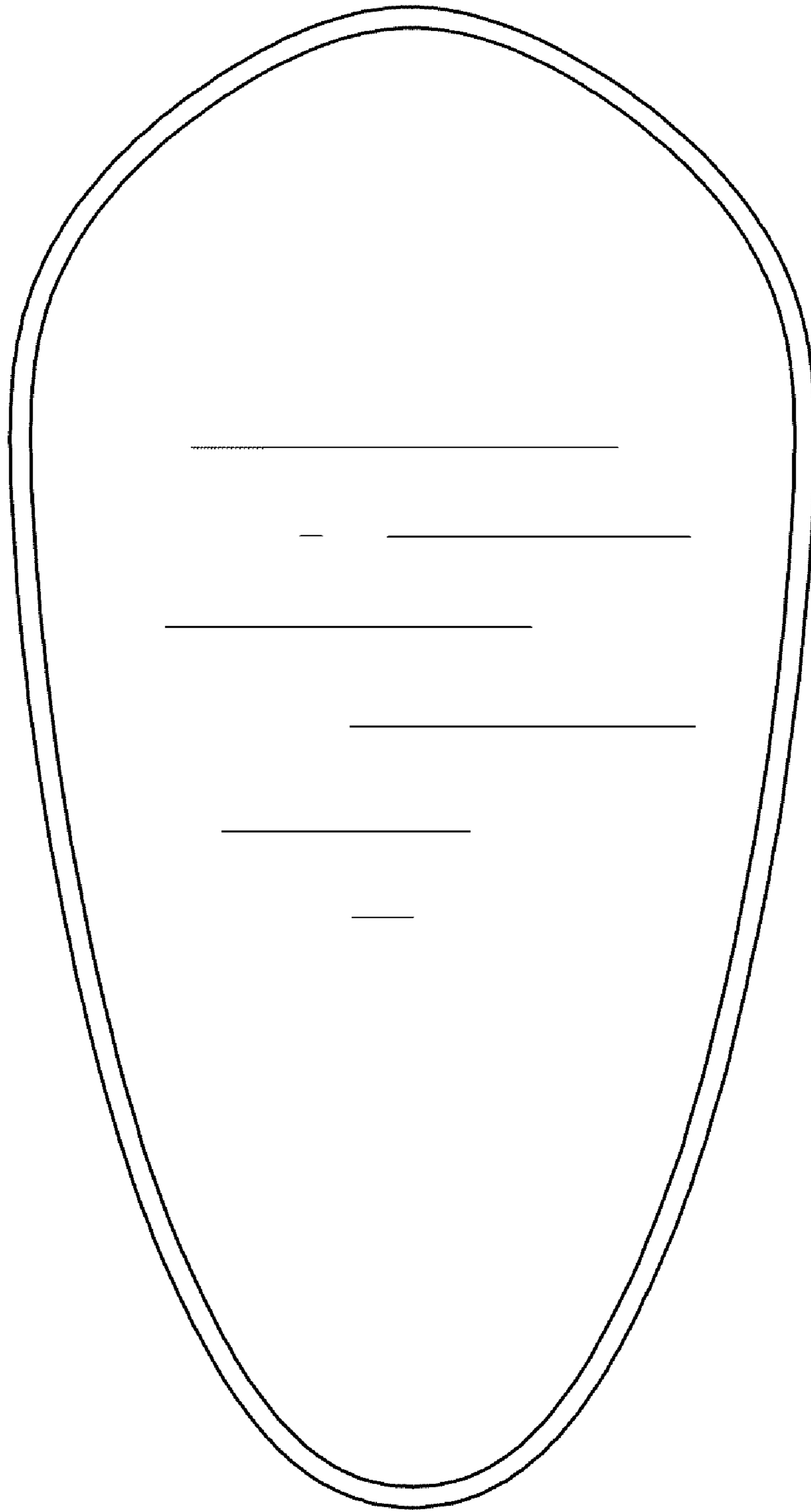
*Fig. 3.*



*Fig. 4.*



*Fig. 5.*



*Fig. 6.*

UNITED STATES PATENT AND TRADEMARK OFFICE  
**CERTIFICATE OF CORRECTION**

PATENT NO. : D647,566 S  
APPLICATION NO. : 29/391219  
DATED : October 25, 2011  
INVENTOR(S) : F. Yuan

Page 1 of 1

It is certified that error appears in the above-identified patent and that said Letters Patent is hereby corrected as shown below:

<u>COLUMN</u>	<u>LINE</u>	<u>ERROR</u>
Item (57) Title Page, col. 2	Description 6 of text	“a minor image” should read --a mirror image--

Signed and Sealed this  
Twenty-seventh Day of March, 2012



David J. Kappos  
*Director of the United States Patent and Trademark Office*