



US00D647562S

(12) **United States Design Patent**  
**Chu**

(10) **Patent No.:** **US D647,562 S**

(45) **Date of Patent:** **\*\* Oct. 25, 2011**

(54) **PEN**

(75) Inventor: **Jiun-Yu Chu**, Taipei Hsien (TW)

(73) Assignee: **Taylor Brands, LLC**, Kingsport, TN (US)

(\*\*) Term: **14 Years**

(21) Appl. No.: **29/379,803**

(22) Filed: **Nov. 24, 2010**

(51) **LOC (9) Cl.** ..... **19-06**

(52) **U.S. Cl.** ..... **D19/48**

(58) **Field of Classification Search** ..... D19/35,  
D19/36, 41-51, 54-58; 24/11 R, 11 F, 11 P;  
401/52, 99, 100, 192, 195, 196; D14/411  
See application file for complete search history.

(56) **References Cited**

**U.S. PATENT DOCUMENTS**

1,104,514	A	*	7/1914	Kilstrom	.....	15/429
D130,436	S	*	11/1941	Nissen, Jr.	.....	D19/55
D140,727	S	*	4/1945	Goldman	.....	D19/51
D160,670	S	*	10/1950	Stern	.....	D11/201
D319,663	S	*	9/1991	Katami	.....	D19/51
D329,874	S	*	9/1992	Cuadrado	.....	D19/48
D332,637	S	*	1/1993	Hesse	.....	D19/48
D364,641	S	*	11/1995	Osterhout	.....	D19/36
D417,206	S	*	11/1999	Hirota	.....	D14/411
D464,653	S	*	10/2002	Nagai et al.	.....	D14/411
D465,806	S	*	11/2002	Hu	.....	D19/36

D472,923	S	*	4/2003	Wang	.....	D19/48
D495,364	S	*	8/2004	Cetera	.....	D19/51
D543,586	S	*	5/2007	Cetera	.....	D19/48
D545,901	S	*	7/2007	Cetera	.....	D19/55
D576,210	S	*	9/2008	Qiu et al.	.....	D19/44
D595,718	S	*	7/2009	Richter et al.	.....	D14/411
D597,134	S	*	7/2009	Lin	.....	D19/45
D614,622	S	*	4/2010	Nakata	.....	D14/411
D623,187	S	*	9/2010	Cacioppo et al.	.....	D14/411

\* cited by examiner

*Primary Examiner* — Elizabeth Albert

(74) *Attorney, Agent, or Firm* — Luedeka, Neely & Graham, PC

(57) **CLAIM**

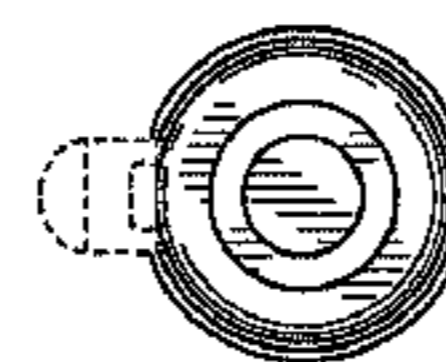
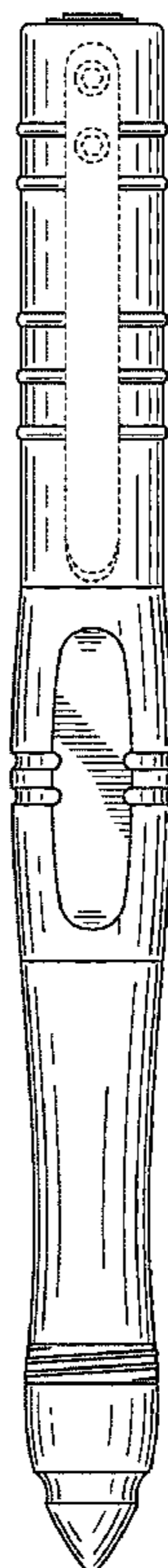
The ornamental design for a pen, as shown and described.

**DESCRIPTION**

FIG. 1 is a perspective view of a pen showing my new design; FIG. 2 is a front elevation view of the pen of FIG. 1; FIG. 3 is a rear elevation view of the pen of FIG. 1; FIG. 4 is a right side elevation view of the pen of FIG. 1; FIG. 5 is a left side elevation view of the pen of FIG. 1; FIG. 6 is a top plan view of the pen of FIG. 1; and, FIG. 7 is a bottom plan view of the pen of FIG. 1.

The broken lines in the drawings showing the clip in FIGS. 1, 2, and 4-7 are included for the purpose of illustrating an unclaimed feature that forms no part of the claimed design.

**1 Claim, 6 Drawing Sheets**



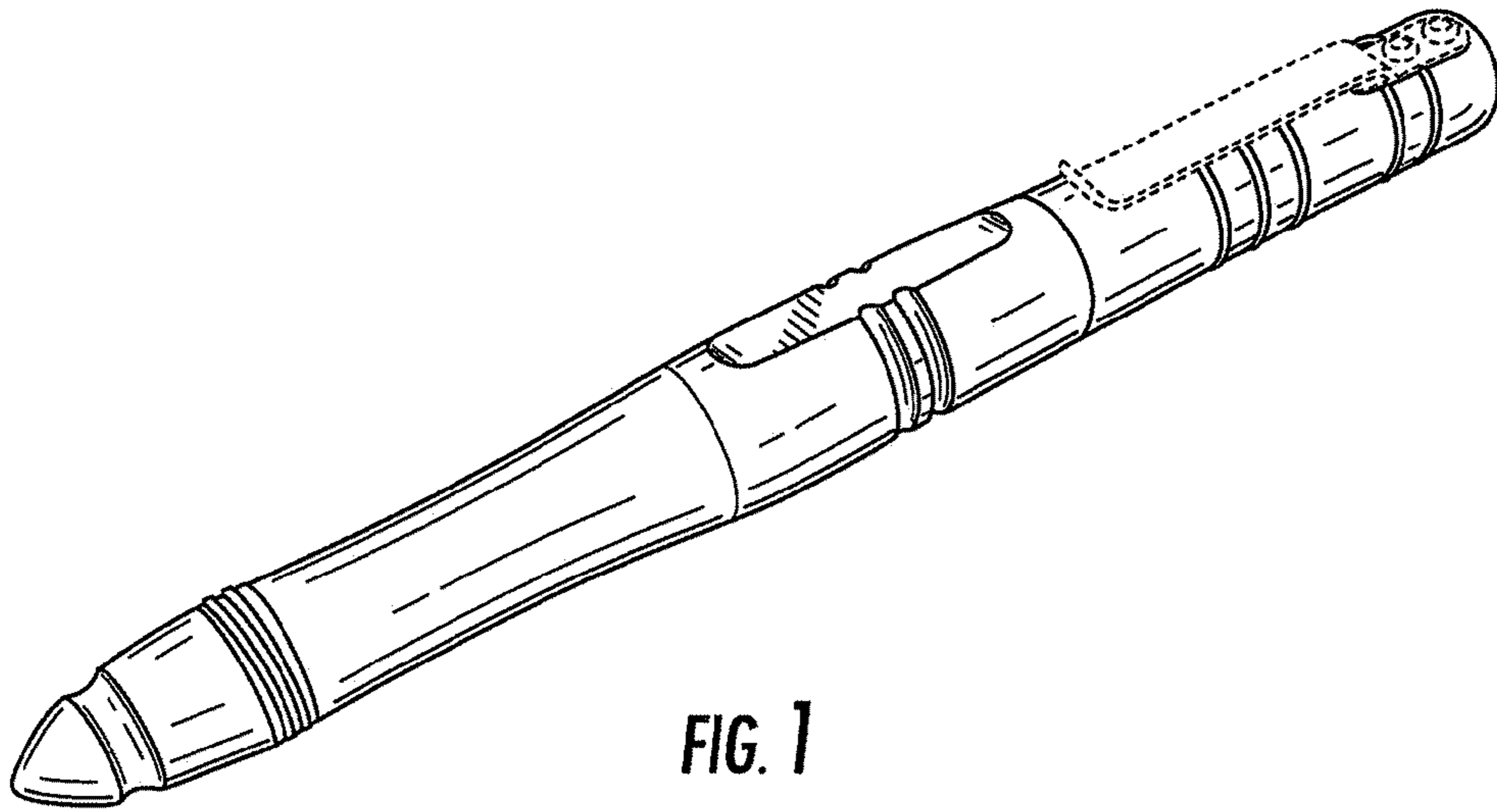
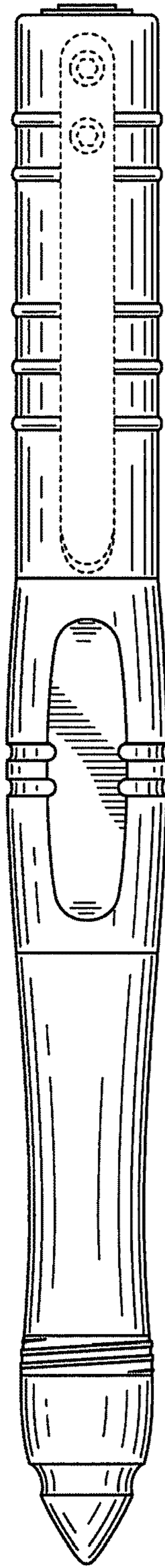
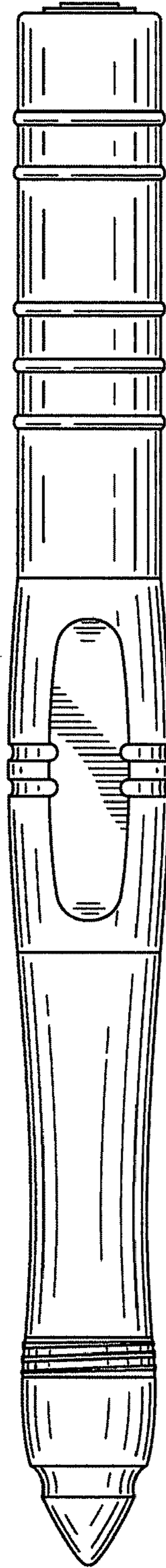


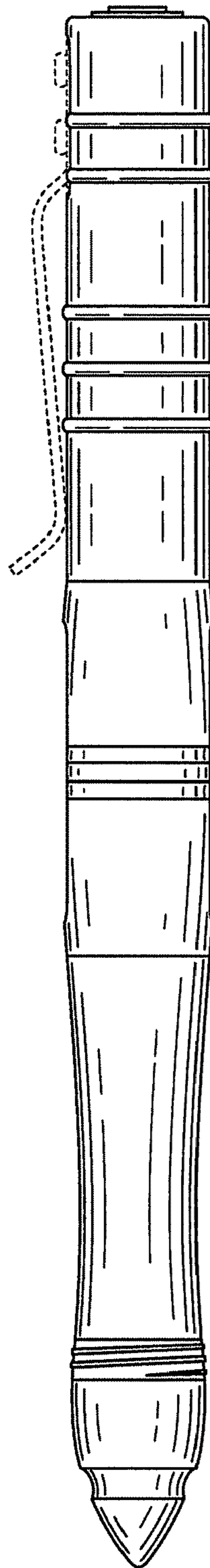
FIG. 1



**FIG. 2**



**FIG. 3**



**FIG. 4**

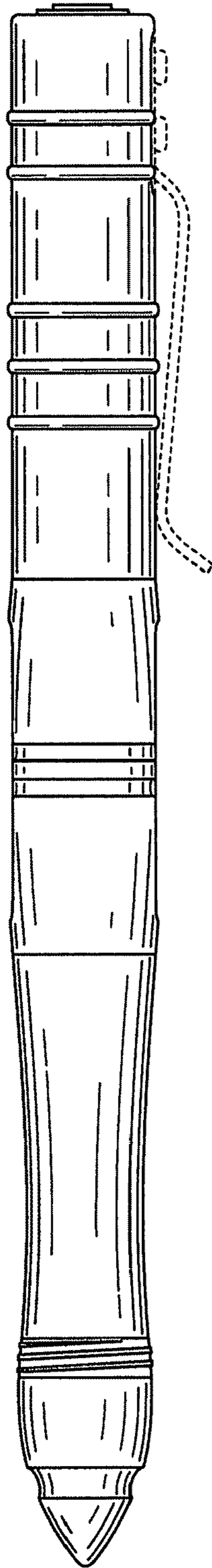
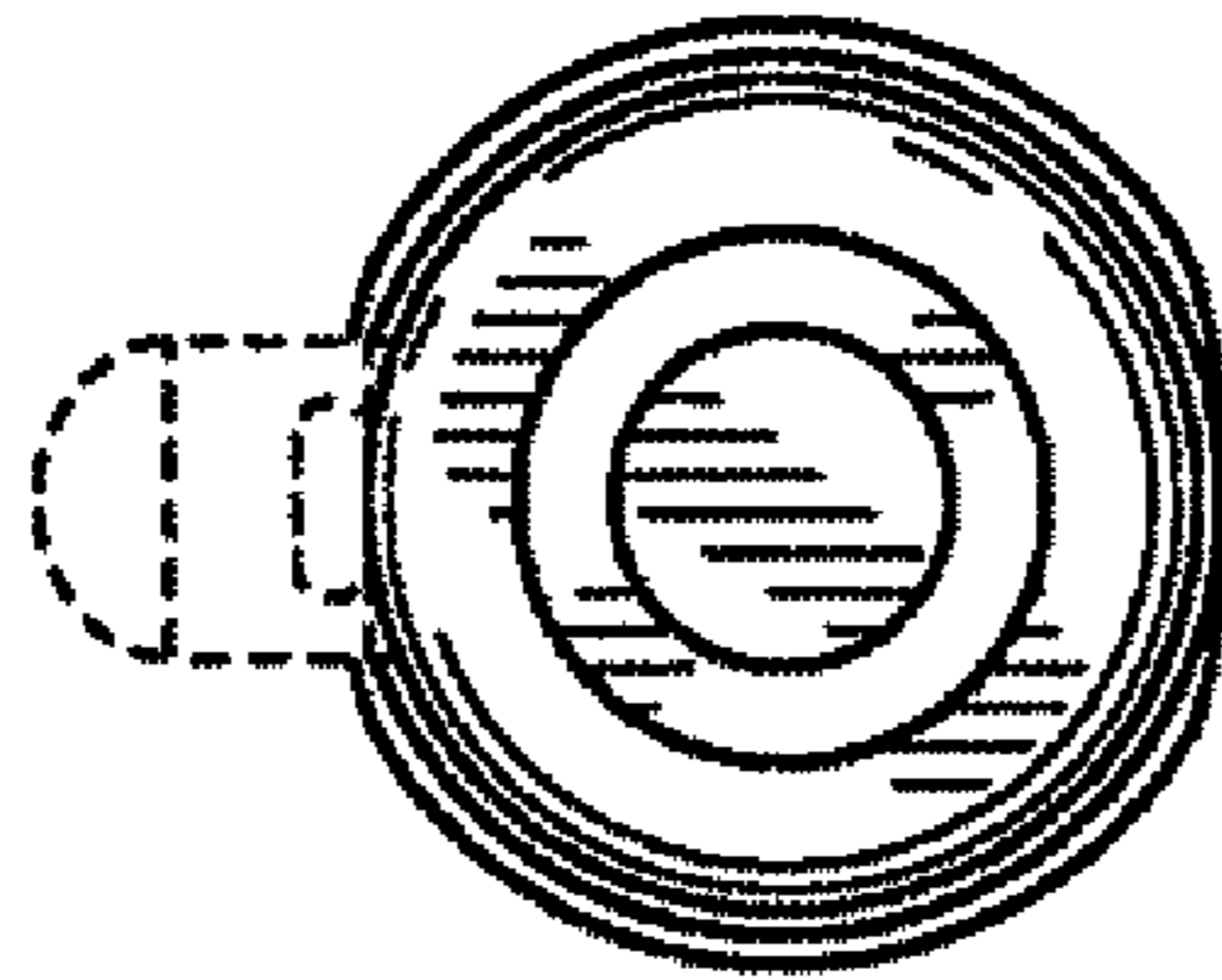
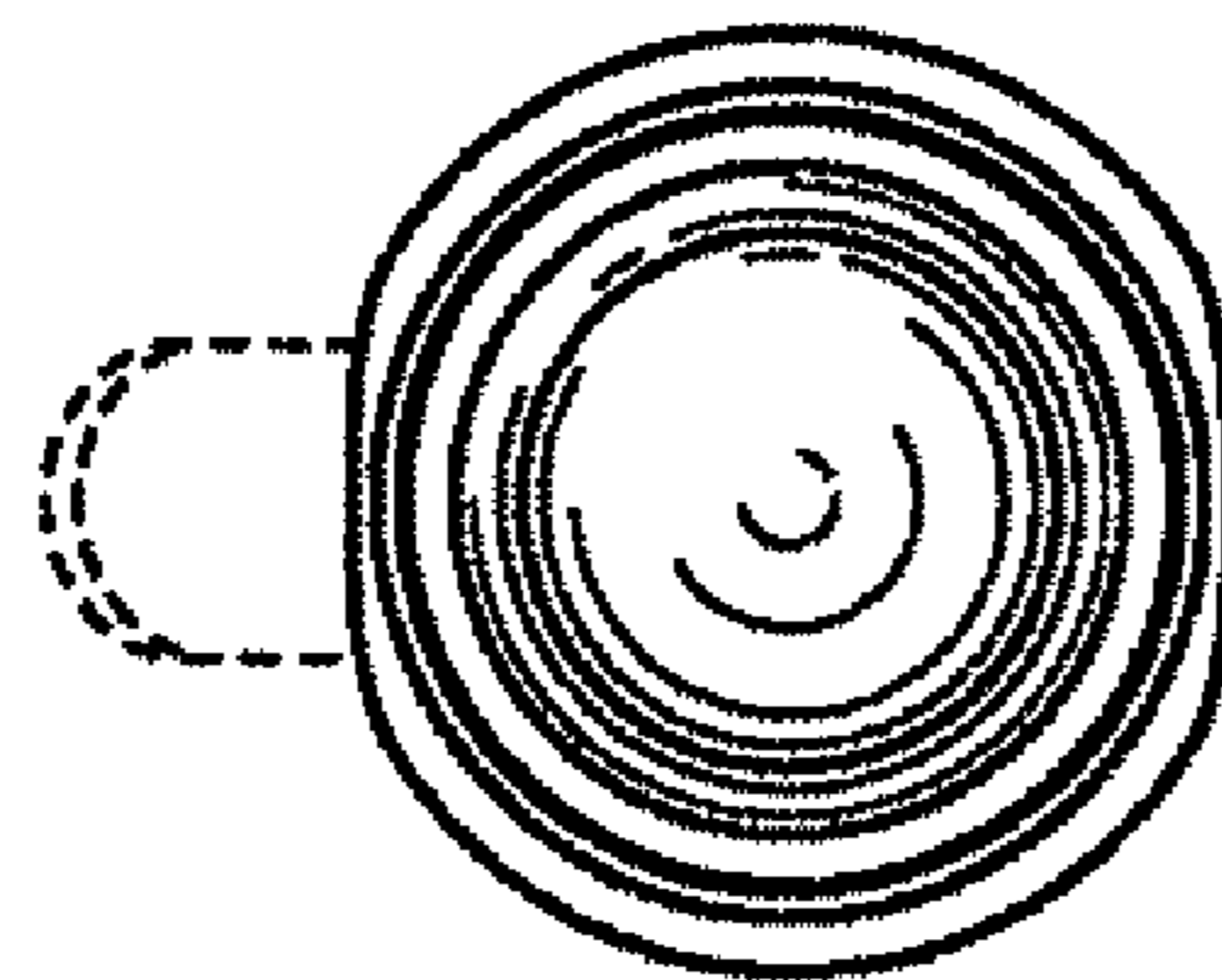


FIG. 5



**FIG. 6**



**FIG. 7**