



US00D647561S

(12) **United States Design Patent**  
**de Oliveira**

(10) **Patent No.:** **US D647,561 S**

(45) **Date of Patent:** **\*\* Oct. 25, 2011**

(54) **ROCKET PEN**

(75) Inventor: **Rita Cortes Valente de Oliveira,**  
Castelo Branco (PT)

(73) Assignee: **Kikkerland Design, Inc.,** New York, NY  
(US)

(\*\*) Term: **14 Years**

(21) Appl. No.: **29/375,661**

(22) Filed: **Sep. 25, 2010**

(51) **LOC (9) Cl.** ..... **19-06**

(52) **U.S. Cl.** ..... **D19/42**

(58) **Field of Classification Search** ..... D19/35,  
D19/36, 41-51, 54-58; 24/10 R, 11 CC,  
24/11 F, 11 P, 11 PP, 11 R; 401/52, 99-114,  
401/192, 193, 195-198; D9/674; D21/448,  
D21/452

See application file for complete search history.

(56) **References Cited**

**U.S. PATENT DOCUMENTS**

2,918,751	A *	12/1959	Johnson	.....	89/1.806
3,378,216	A *	4/1968	Oss et al.	.....	244/3.24
3,650,214	A *	3/1972	Green	.....	446/211
3,699,891	A *	10/1972	Kreuzer et al.	.....	102/374
3,790,103	A *	2/1974	Peoples	.....	244/3.23
D252,169	S *	6/1979	Lacko, Sr.	.....	D26/97
D272,425	S *	1/1984	Carroll	.....	D11/125

D405,848	S *	2/1999	Mooradian	.....	D21/452
D599,854	S *	9/2009	Garza et al.	.....	D19/42
D613,741	S *	4/2010	Swan	.....	D14/411

**OTHER PUBLICATIONS**

Kikkerland Rocket Pens, Set of 3, Blue (4321), 4 pages, on amazon.com, date first available at Amazon.com Nov. 11, 2010, downloaded on Aug. 3, 2011.\*

\* cited by examiner

*Primary Examiner* — Elizabeth Albert

(74) *Attorney, Agent, or Firm* — Cascio & Zervas

(57) **CLAIM**

The ornamental design for a rocket pen, as shown and described.

**DESCRIPTION**

FIG. 1 is a front elevational view of the rocket pen showing my design;

FIG. 2 is a rear elevational view thereof;

FIG. 3 is a top plan view thereof;

FIG. 4 is a bottom plan view thereof;

FIG. 5 is a left side elevational view thereof;

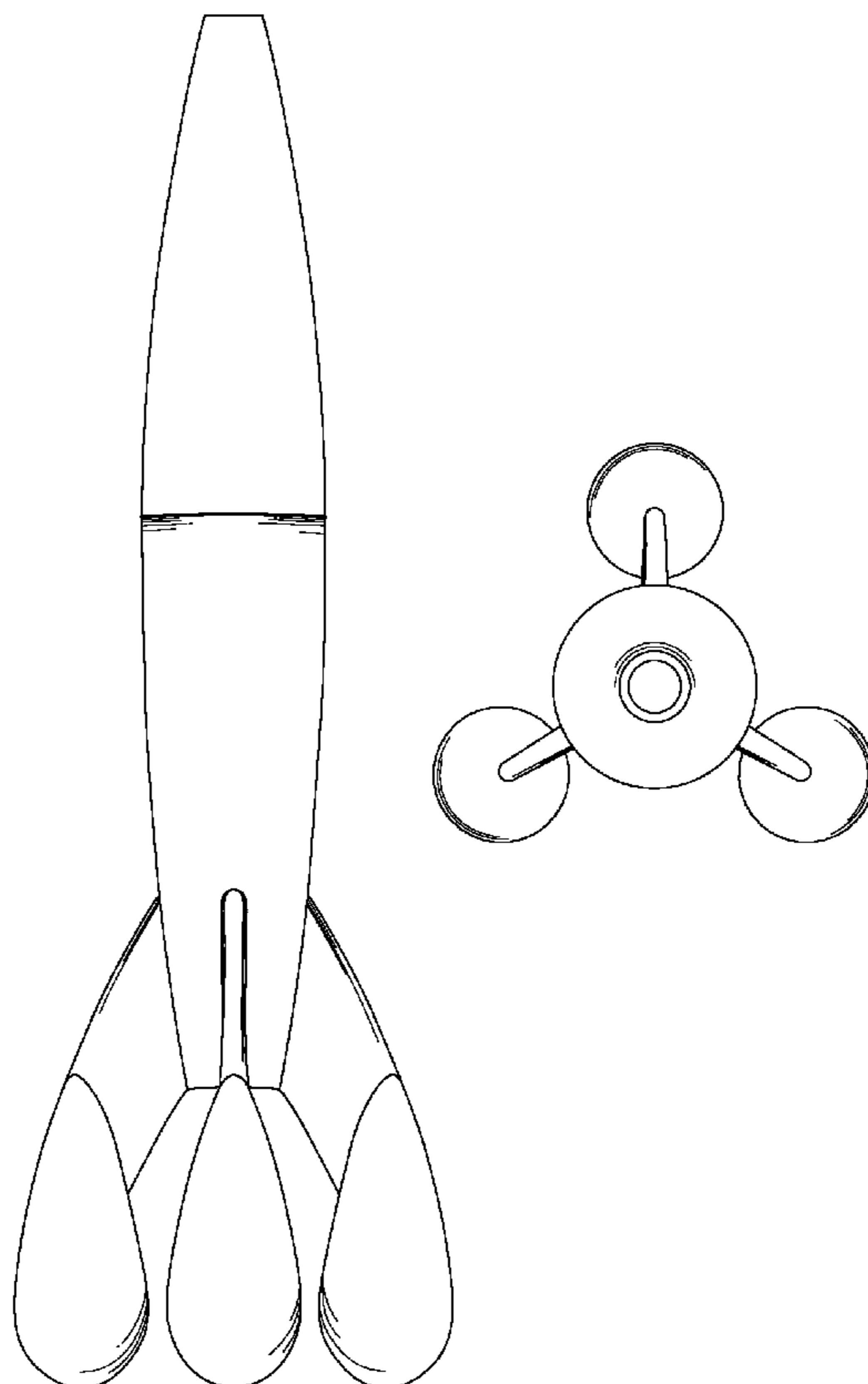
FIG. 6 is a right side elevational view thereof;

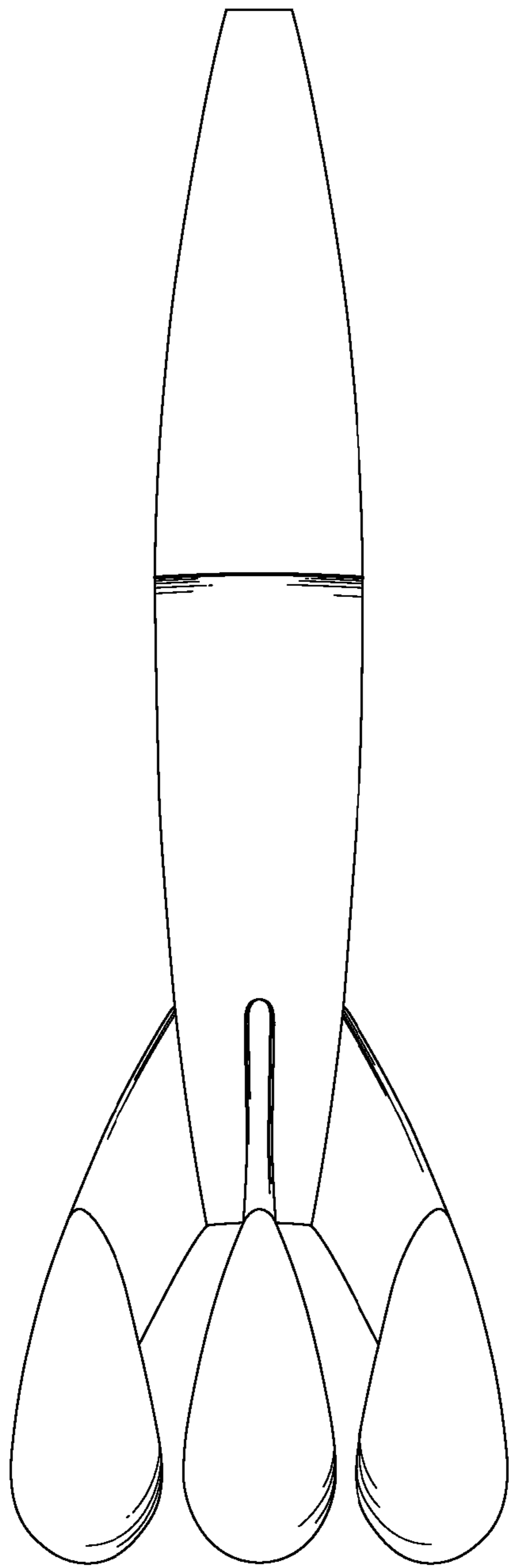
FIG. 7 is a front perspective view thereof; and,

FIG. 8 is a front perspective view thereof with the writing tip shown in an extended position.

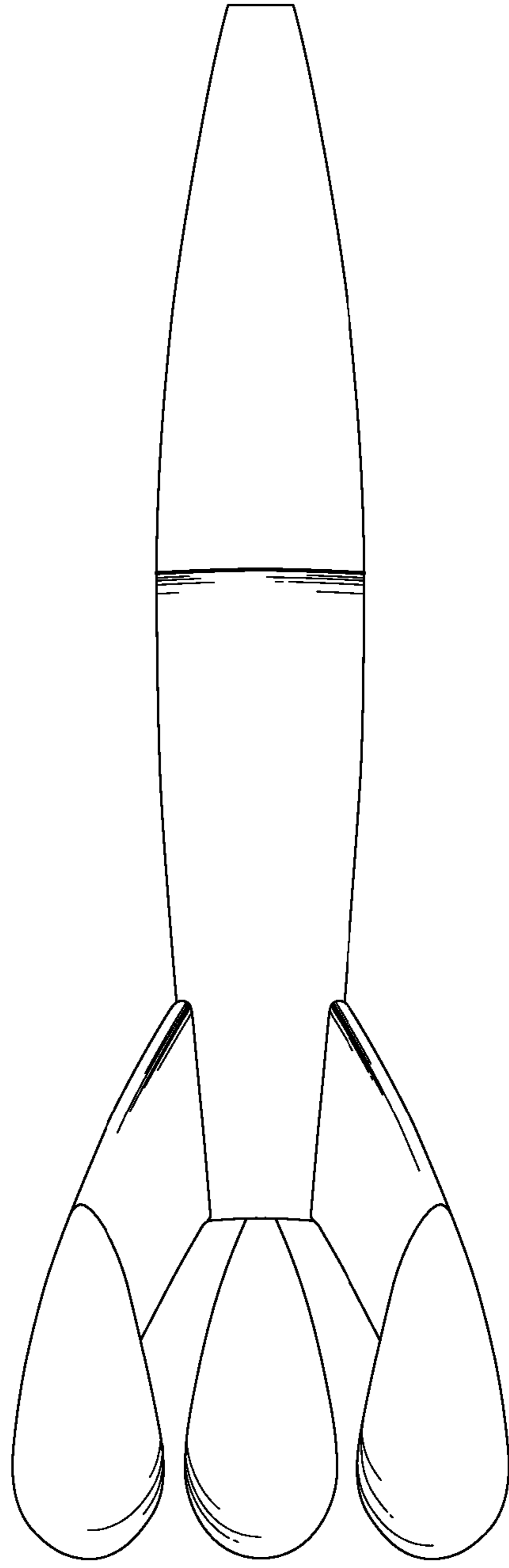
The broken lines showing the middle of the bottom in FIG. 4 are included for the purpose of illustrating a portion of the rocket pen that forms no part of the claimed design.

**1 Claim, 4 Drawing Sheets**






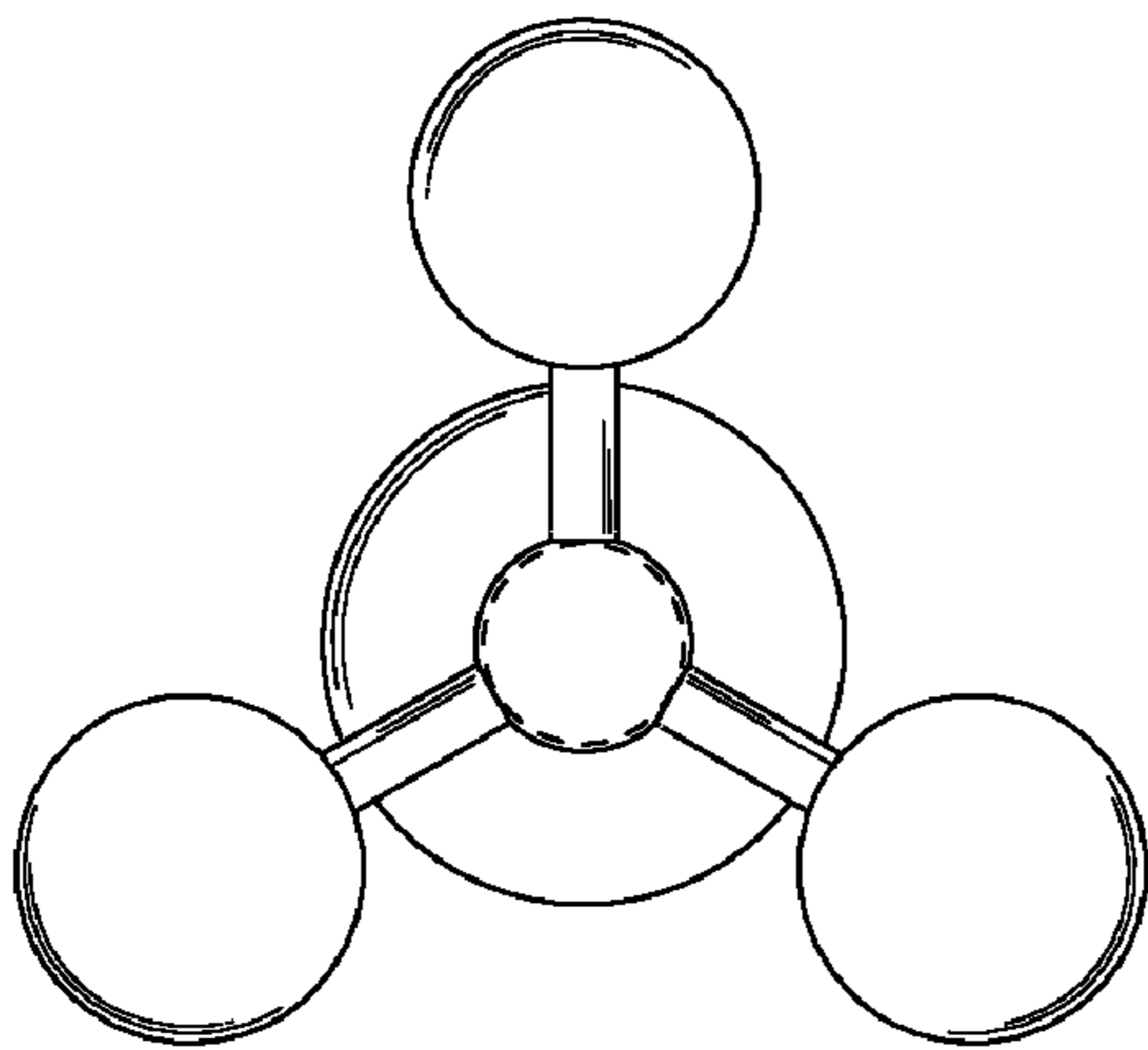
**FIG. 1**




**FIG. 2**



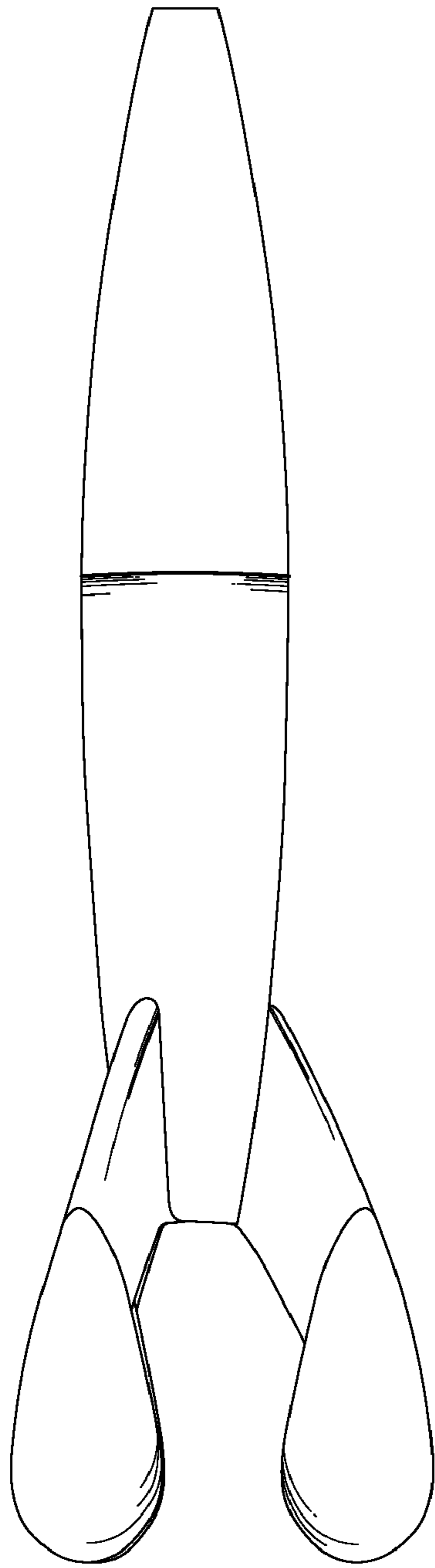
**FIG. 3**



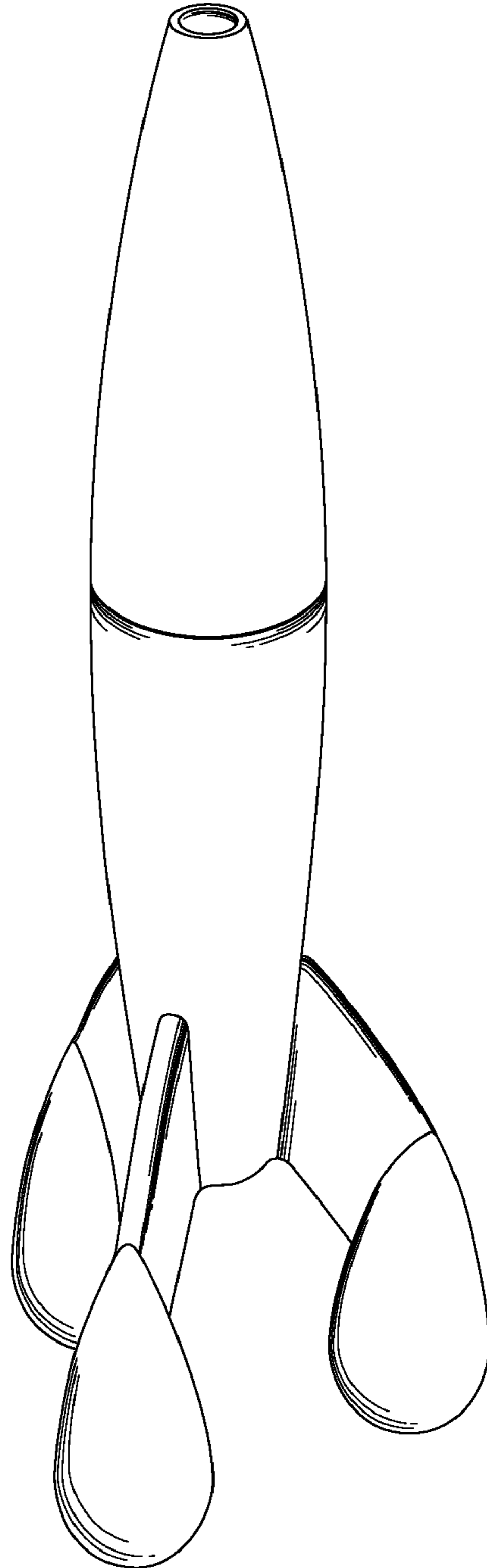
**FIG. 4**



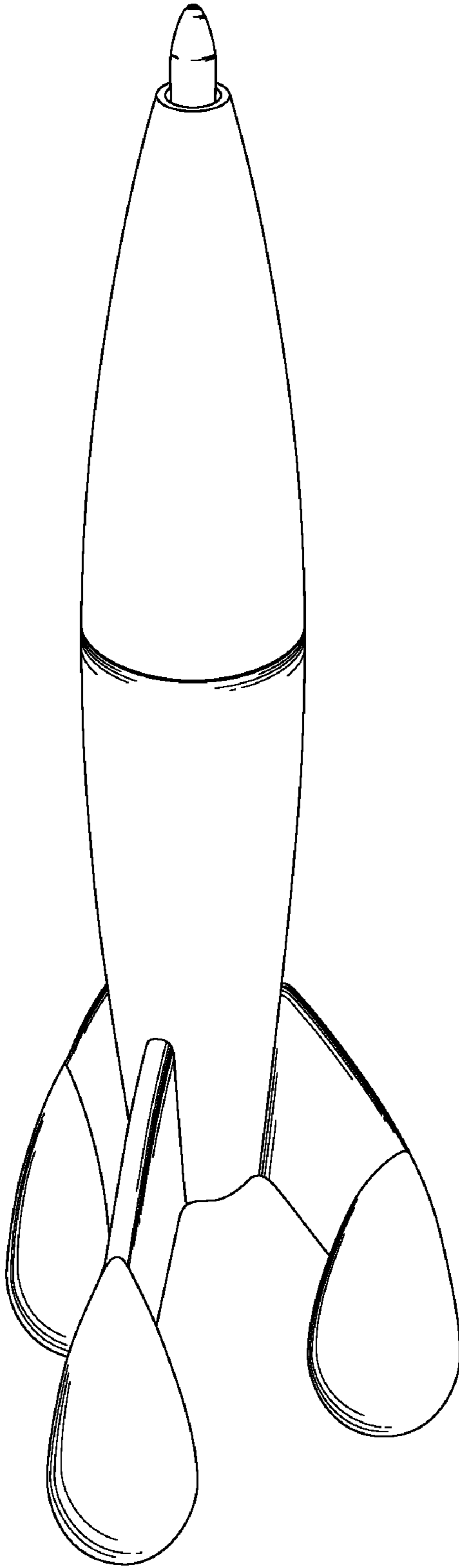
**FIG. 5**



**FIG. 6**



**FIG. 7**



**FIG. 8**