



US00D647545S

(12) **United States Design Patent**
Nishimura et al.

(10) **Patent No.:** **US D647,545 S**

(45) **Date of Patent:** **** Oct. 25, 2011**

- (54) **ENDMILL**
- (75) Inventors: **Takayuki Nishimura**, Ikoma (JP);
Takafumi Nishimura, Ikoma (JP)
- (73) Assignee: **GN Tool Co., Ltd.**, Nara (JP)
- (**) Term: **14 Years**
- (21) Appl. No.: **29/382,152**
- (22) Filed: **Dec. 29, 2010**

Related U.S. Application Data

- (62) Division of application No. 29/368,531, filed on Aug. 25, 2010, now Pat. No. Des. 632,319.

Foreign Application Priority Data

- Feb. 25, 2010 (JP) 2010-004474
- Feb. 25, 2010 (JP) 2010-004475
- Feb. 25, 2010 (JP) 2010-004476
- Feb. 25, 2010 (JP) 2010-004477
- Feb. 25, 2010 (JP) 2010-004478

- (51) **LOC (9) Cl.** **15-09**
- (52) **U.S. Cl.** **D15/139**
- (58) **Field of Classification Search** D8/70;
D15/131, 132, 138, 139, 140; 76/102, 115;
83/845; 403/331, 381; 407/9, 33, 34, 42,
407/54, 63, 110, 113, 114, 115; 408/214,
408/215, 222, 223, 224, 226-230; 470/198
See application file for complete search history.

(56) **References Cited**

U.S. PATENT DOCUMENTS

- 1,508,594 A * 9/1924 Brubaker, Jr. 408/219
- 1,630,602 A * 5/1927 Blanco 408/224
- 1,875,362 A * 9/1932 Wells 72/340

- 4,957,397 A * 9/1990 Huff 408/224
- D328,557 S * 8/1992 Nishimura D8/70
- 6,345,941 B1 * 2/2002 Fang et al. 409/74
- D549,249 S * 8/2007 Omi D15/139
- 7,357,606 B1 * 4/2008 Pettit et al. 408/222
- 7,625,292 B2 * 12/2009 Glimpel et al. 470/199
- 7,771,141 B2 * 8/2010 Sichi et al. 407/53
- 2005/0271486 A1 * 12/2005 Henderer et al. 408/222
- 2006/0216124 A1 * 9/2006 Oknestam et al. 408/222
- 2006/0216125 A1 * 9/2006 Glimpel et al. 409/74
- 2007/0014643 A1 * 1/2007 Malagnino et al. 408/222
- 2008/0069650 A1 * 3/2008 Maushart et al. 407/54
- 2008/0075550 A1 * 3/2008 Reed 408/230
- 2008/0095587 A1 * 4/2008 Henderer et al. 408/222
- 2009/0080989 A1 * 3/2009 Dost et al. 408/225
- 2009/0214311 A1 * 8/2009 Nakajima et al. 408/222
- 2010/0092257 A1 * 4/2010 Henderer et al. 408/222
- 2010/0226726 A1 * 9/2010 Strasmann 407/54

* cited by examiner

Primary Examiner — Patricia Palasik

(74) *Attorney, Agent, or Firm* — McDermott Will & Emery LLP

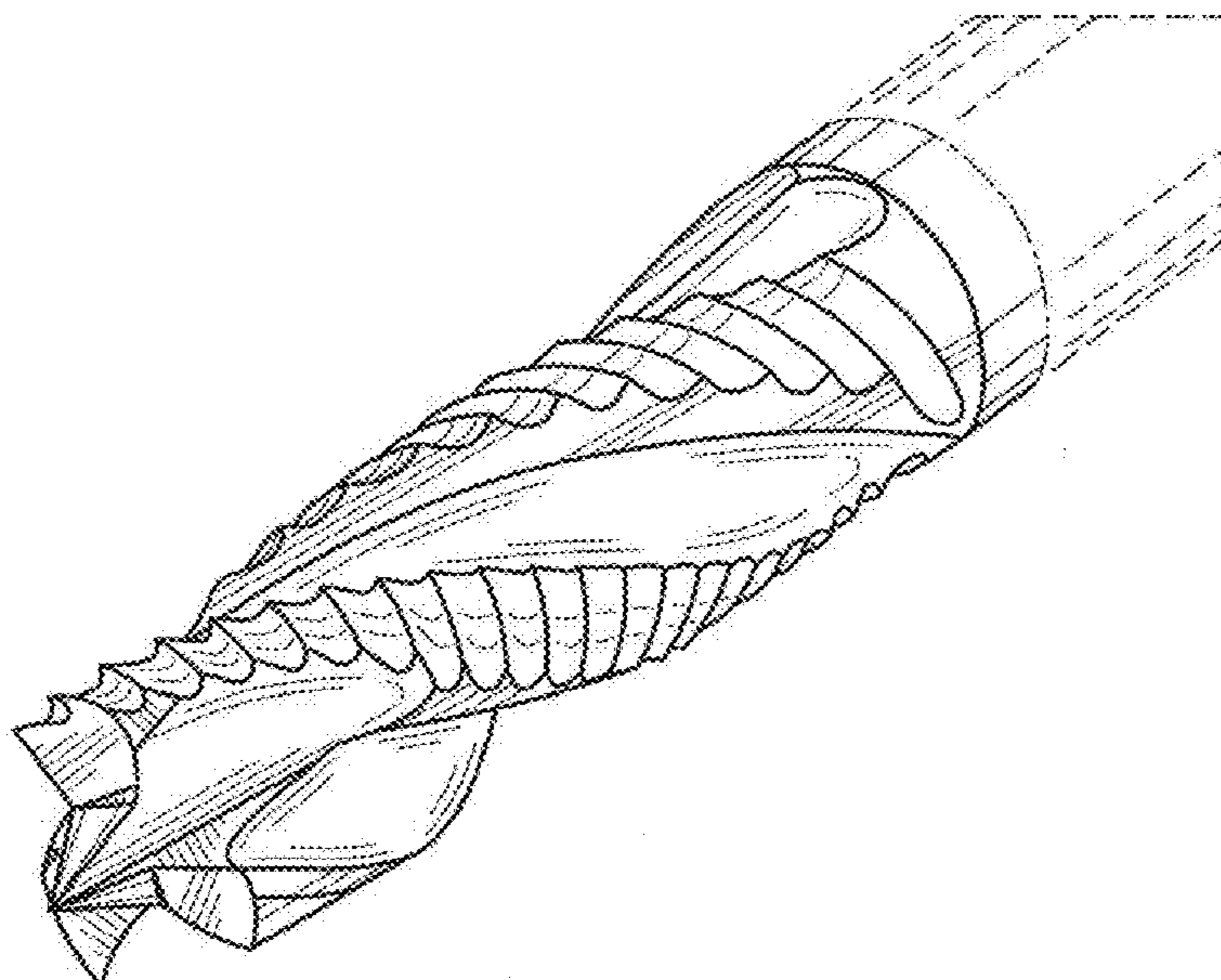
(57) **CLAIM**

The ornamental design for an endmill, as shown and described.

DESCRIPTION

FIG. 1 is a Perspective View of a main body of an endmill; FIG. 2 is a Front View of FIG. 1; FIG. 3 is a Rear View of FIG. 1; FIG. 4 is a Plan View of FIG. 1; FIG. 5 is a Bottom View of FIG. 1; FIG. 6 is a Right Side View of FIG. 1; FIG. 7 is a Left Side View of FIG. 1; and, FIG. 8 is an Enlarged Detailed Perspective View of FIG. 1. The dashed lines illustrate the environment only and do not form part of the claimed design.

1 Claim, 3 Drawing Sheets



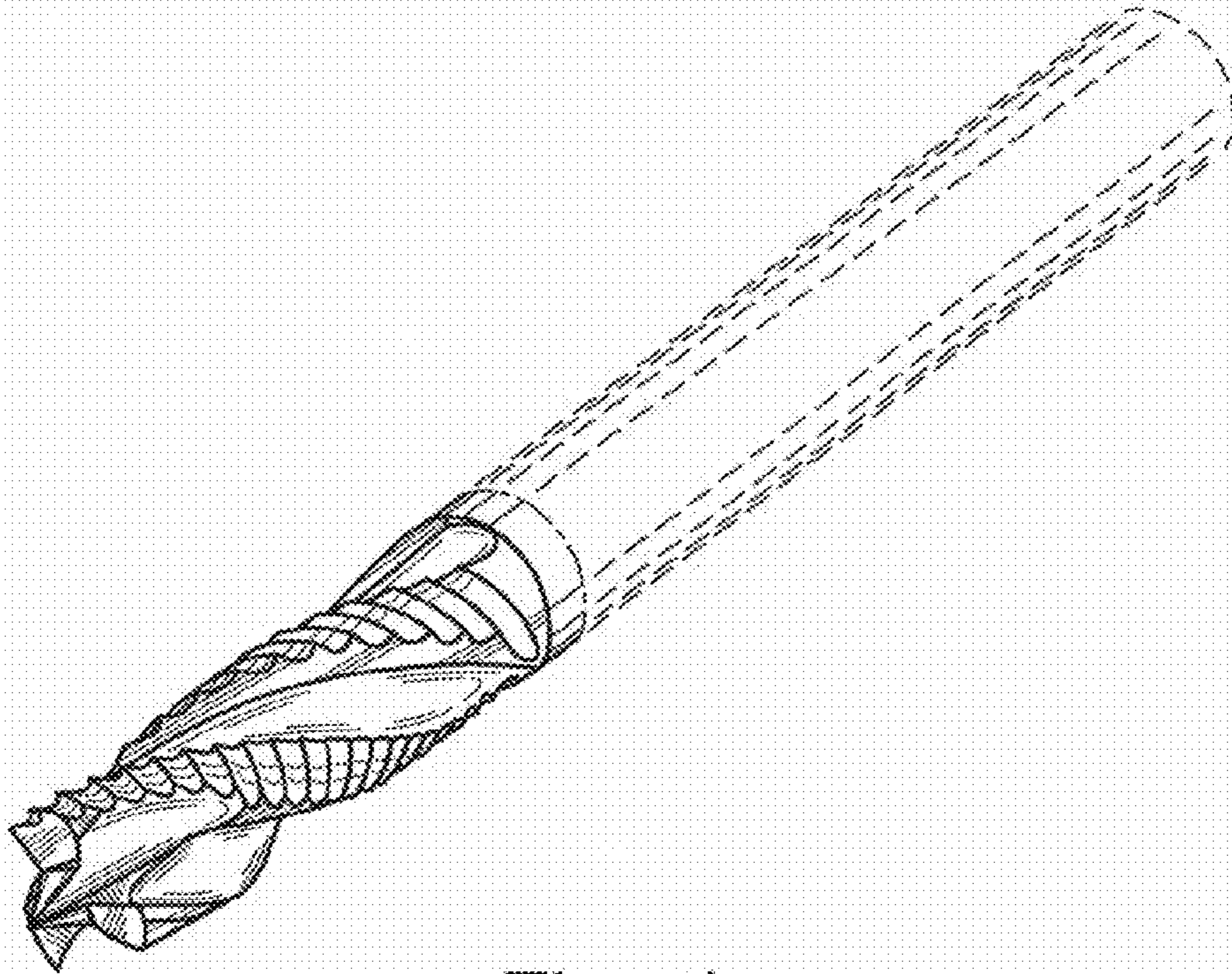


Fig . 1




Fig . 2




Fig . 3




Fig . 4




Fig . 5

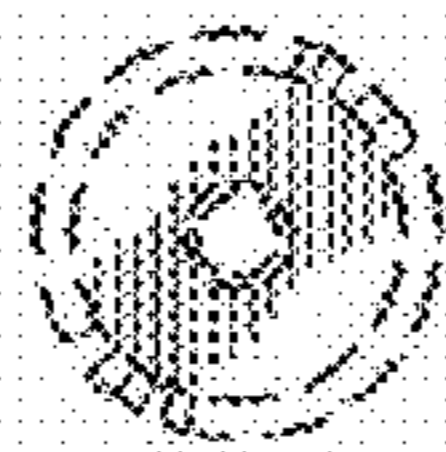


Fig . 6




Fig . 7

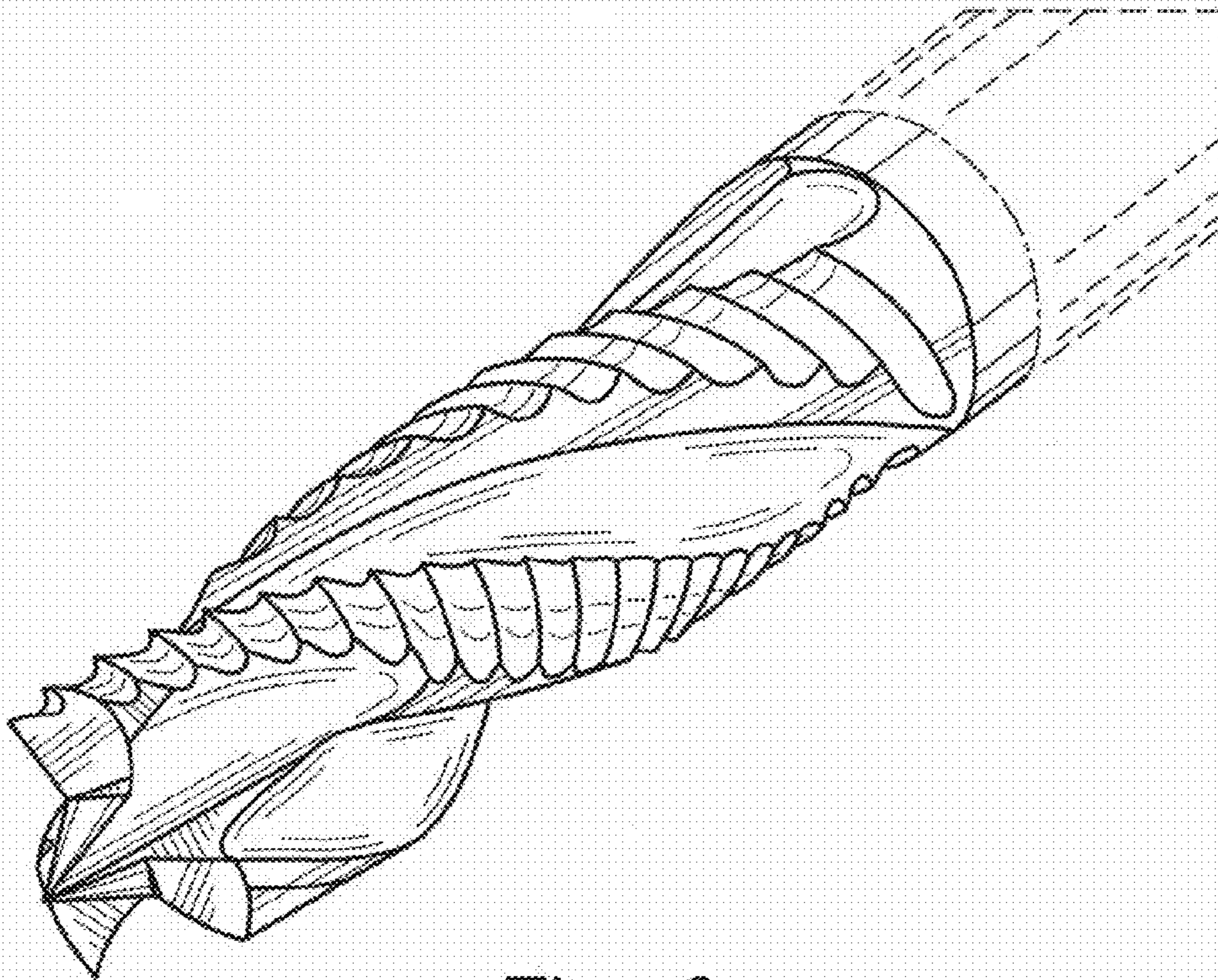


Fig . 8