



US00D647543S

(12) **United States Design Patent**
Mori et al.

(10) **Patent No.:** **US D647,543 S**
(45) **Date of Patent:** **** Oct. 25, 2011**

(54) **SCREEN DISPLAY FOR A CONSTRUCTION MACHINE**

(75) Inventors: **Hisanobu Mori**, Hiroshima (JP);
Takayuki Doi, Hiroshima (JP)

(73) Assignee: **Kobelco Construction Machinery Co., Ltd.**, Hiroshima-Shi (JP)

(**) Term: **14 Years**

(21) Appl. No.: **29/384,232**

(22) Filed: **Jan. 28, 2011**

(51) **LOC (9) Cl.** **15-03**

(52) **U.S. Cl.** **D15/28**

(58) **Field of Classification Search** D15/28,
D15/22-26, 10, 17; D12/192; D10/103,
D10/125, 109; D14/101, 102, 113, 150,
D14/247; D34/35; 180/90, 287; 296/70

See application file for complete search history.

(56) **References Cited**

U.S. PATENT DOCUMENTS

D269,073	S	*	5/1983	O'Driscoll	D10/125
D316,393	S	*	4/1991	Kaczmariski	D12/192
D327,858	S	*	7/1992	Avitan	D10/125
D337,962	S	*	8/1993	Avitan	D10/125
D349,677	S	*	8/1994	Avitan	D12/192
D353,118	S	*	12/1994	Avitan	D10/125

D378,500	S	*	3/1997	Nakai et al.	D10/125
D382,569	S	*	8/1997	Esposito	D15/28
D412,157	S	*	7/1999	Stevenson	D14/443
D434,425	S	*	11/2000	Rossow et al.	D15/28
D436,604	S	*	1/2001	Rossow et al.	D15/28
D439,257	S	*	3/2001	Rossow et al.	D15/28
D452,693	S	*	1/2002	Mitchell	D14/492
D519,132	S	*	4/2006	Laux et al.	D15/28
D527,665	S	*	9/2006	Koide et al.	D10/103
D546,774	S	*	7/2007	Albright, Jr.	D13/162
D549,664	S	*	8/2007	McDougal et al.	D13/162
D571,974	S	*	6/2008	Shibata et al.	D34/35
D596,145	S	*	7/2009	Vasichek et al.	D13/177
D596,146	S	*	7/2009	Vasichek et al.	D13/177

* cited by examiner

Primary Examiner — Mark Goodwin

(74) *Attorney, Agent, or Firm* — Birch, Stewart, Kolasch & Birch, LLP

(57) **CLAIM**

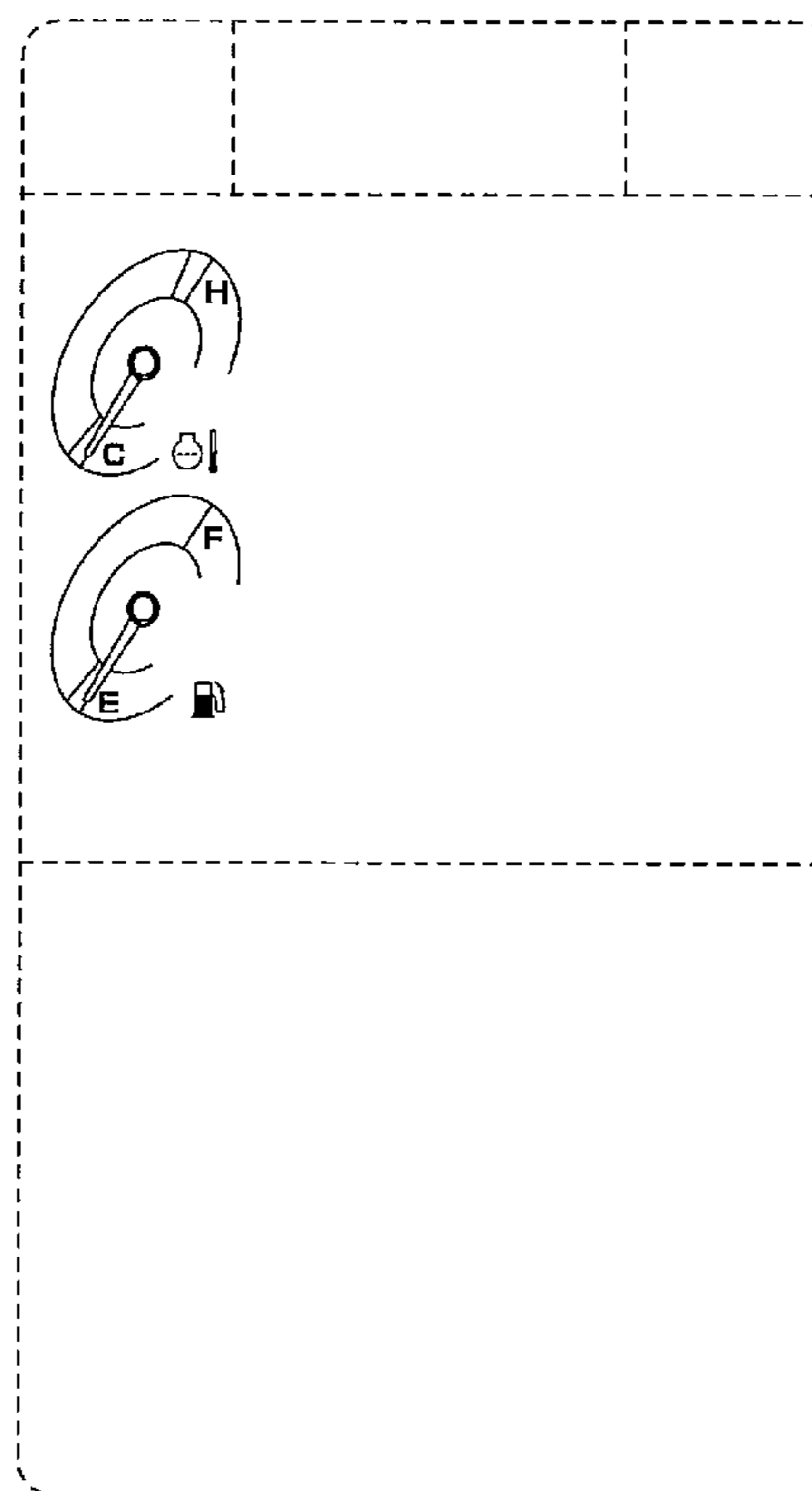
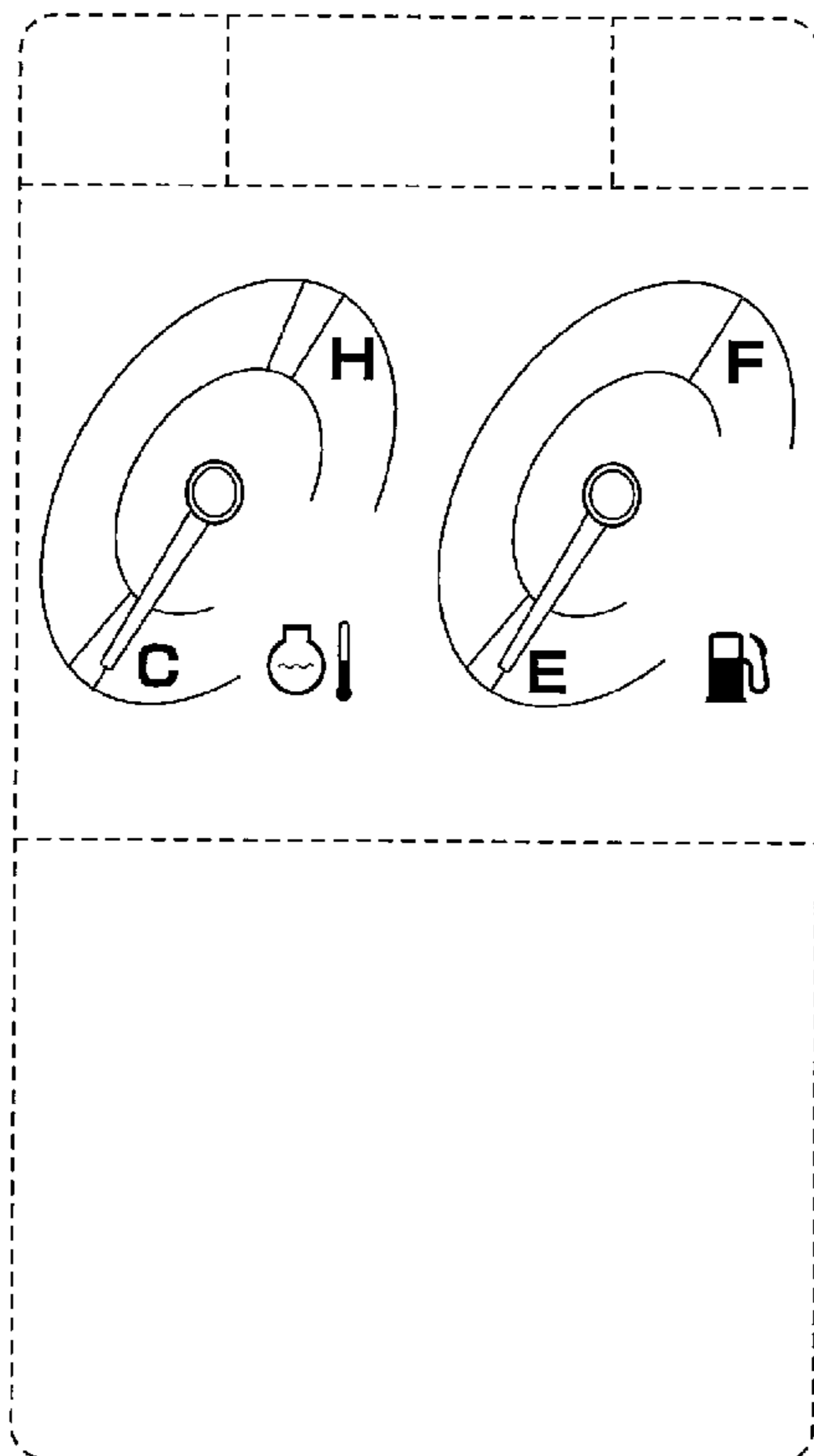
The ornamental design for a screen display for a construction machine, as shown and described.

DESCRIPTION

FIG. 1 is a front view of a screen display for a construction machine showing a first embodiment of our new design; and, FIG. 2 is a front view thereof showing a second embodiment of our new design.

The portion shown by broken lines is for illustrative purposes only and forms no part of the claimed design.

1 Claim, 2 Drawing Sheets



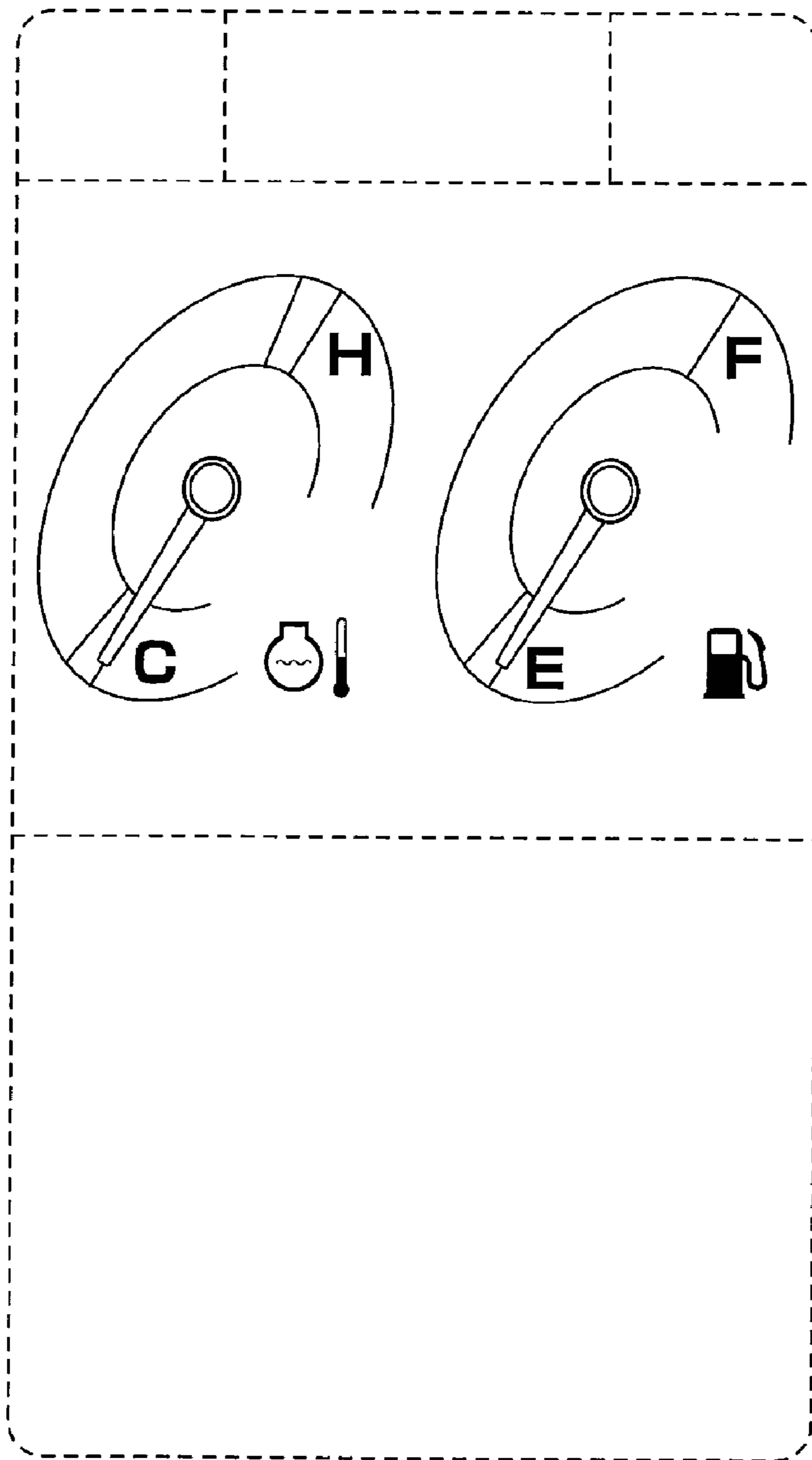


FIG. 1

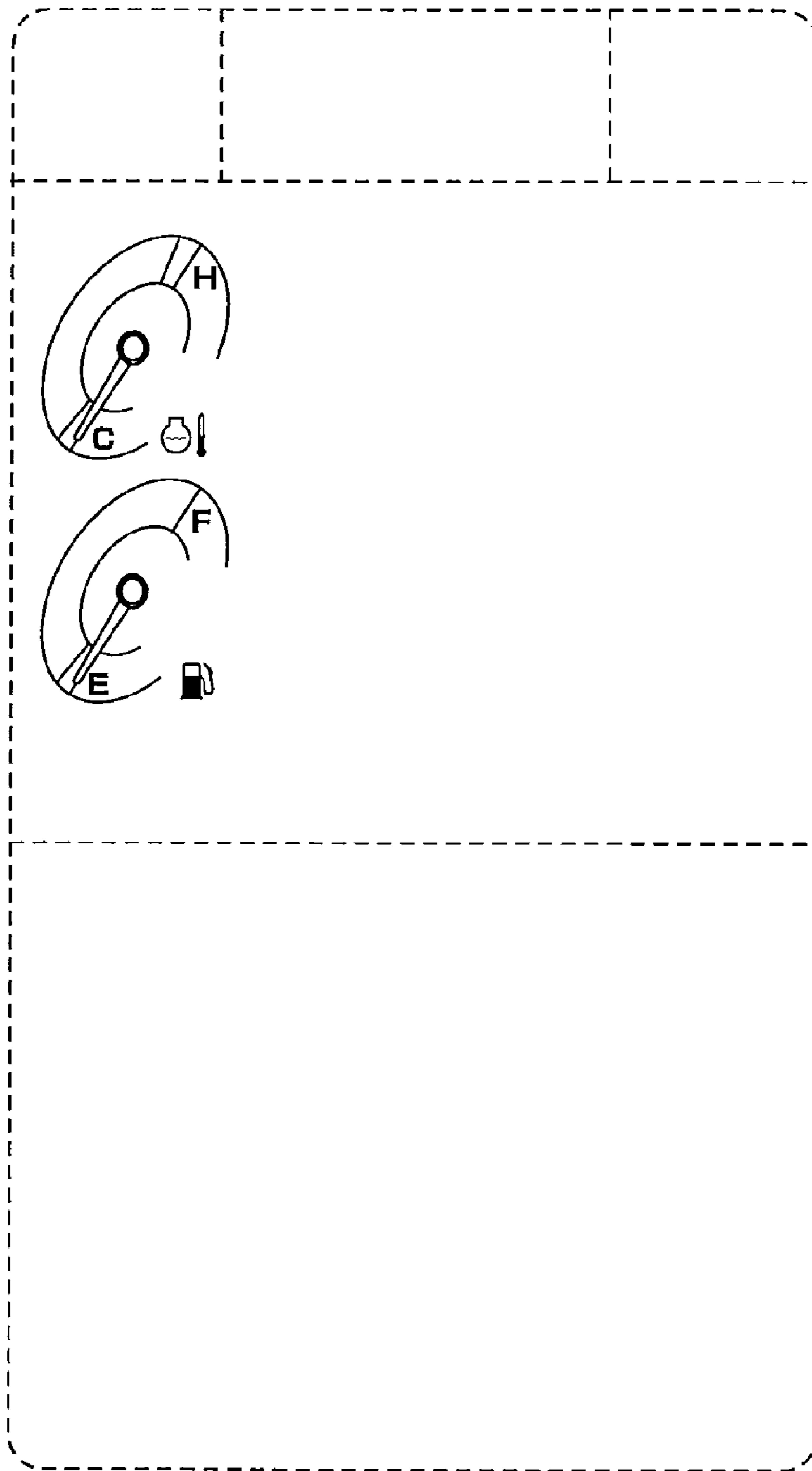


FIG.2