



US00D647539S

(12) **United States Design Patent**  
**Pruitt et al.**

(10) **Patent No.:** **US D647,539 S**  
(45) **Date of Patent:** **\*\* Oct. 25, 2011**

- (54) **ADAPTER ASSEMBLY**
  - (75) Inventors: **Grant Pruitt**, Fort Smith, AR (US); **Cris Braun**, Leander, TX (US)
  - (73) Assignee: **Pruitt Tool & Supply Co.**, Fort Smith, AR (US)
  - (\*\*) Term: **14 Years**
  - (21) Appl. No.: **29/372,040**
  - (22) Filed: **Oct. 7, 2010**
  - (51) **LOC (9) Cl.** ..... **15-03**
  - (52) **U.S. Cl.** ..... **D15/21**
  - (58) **Field of Classification Search** ..... D15/21,  
D15/28; 175/57; 166/379, 84.3, 84.1; 277/326,  
277/343
- See application file for complete search history.

5,647,444	A	7/1997	Williams	.....	175/209
5,662,181	A	9/1997	Williams et al.	.....	175/195
6,033,117	A	3/2000	Cariveau et al.	.....	384/94
6,305,483	B1 *	10/2001	Portwood	.....	175/371
6,457,749	B1	10/2002	Heijnen	.....	285/307
6,929,076	B2	8/2005	Fanuel et al.	.....	175/267
7,004,266	B2	2/2006	Russell et al.	.....	175/321
7,152,509	B2	12/2006	McCalley, Jr. et al.	.....	81/53.2
7,198,098	B2	4/2007	Williams	.....	166/84.3
7,380,591	B2 *	6/2008	Williams	.....	166/84.3
7,380,610	B2 *	6/2008	Williams	.....	166/387
7,416,021	B2 *	8/2008	Williams	.....	166/84.1
7,717,168	B2 *	5/2010	Williams et al.	.....	166/84.1
7,789,132	B2 *	9/2010	Williams et al.	.....	166/84.1
7,798,210	B1	9/2010	Pruitt et al.	.....	166/84.3
7,836,946	B2 *	11/2010	Bailey et al.	.....	166/84.2
7,870,896	B1 *	1/2011	Pruitt et al.	.....	166/84.3
2004/0250766	A1	12/2004	Fink	.....	118/715
2005/0252694	A1	11/2005	Kennedy	.....	175/376

(Continued)

*Primary Examiner* — Mark Goodwin  
(74) *Attorney, Agent, or Firm* — Keisling & Pieper PLC;  
Stephen D. Schrantz

(56) **References Cited**

U.S. PATENT DOCUMENTS

25,283	A *	8/1859	Smith	.....	285/360
1,157,644	A	10/1915	London		
2,885,583	A	5/1959	Zunick et al.		
3,061,387	A	10/1962	Laws	.....	308/187
3,387,851	A	6/1968	Cugini		
3,400,938	A	9/1968	Williams	.....	277/31
3,992,019	A	11/1976	Crawshay	.....	279/4
4,029,368	A	6/1977	Tschirky et al.		
4,037,890	A	7/1977	Kurita et al.	.....	308/187
4,138,148	A	2/1979	Zaremba	.....	285/317
4,185,856	A	1/1980	McCaskill	.....	285/18
4,208,056	A *	6/1980	Biffle	.....	277/326
4,466,551	A	8/1984	Leung	.....	220/293
4,511,193	A	4/1985	Geczy	.....	384/611
4,531,766	A	7/1985	Crase	.....	285/18
4,620,730	A	11/1986	Larsen	.....	285/166
4,856,827	A	8/1989	Delamare	.....	285/268
5,028,181	A	7/1991	Jenkins et al.	.....	409/215
5,180,261	A	1/1993	Schreiber	.....	408/239
5,213,158	A	5/1993	Bailey et al.	.....	166/85
5,452,771	A *	9/1995	Blackman et al.	.....	175/353
5,482,331	A	1/1996	Shore	.....	285/214

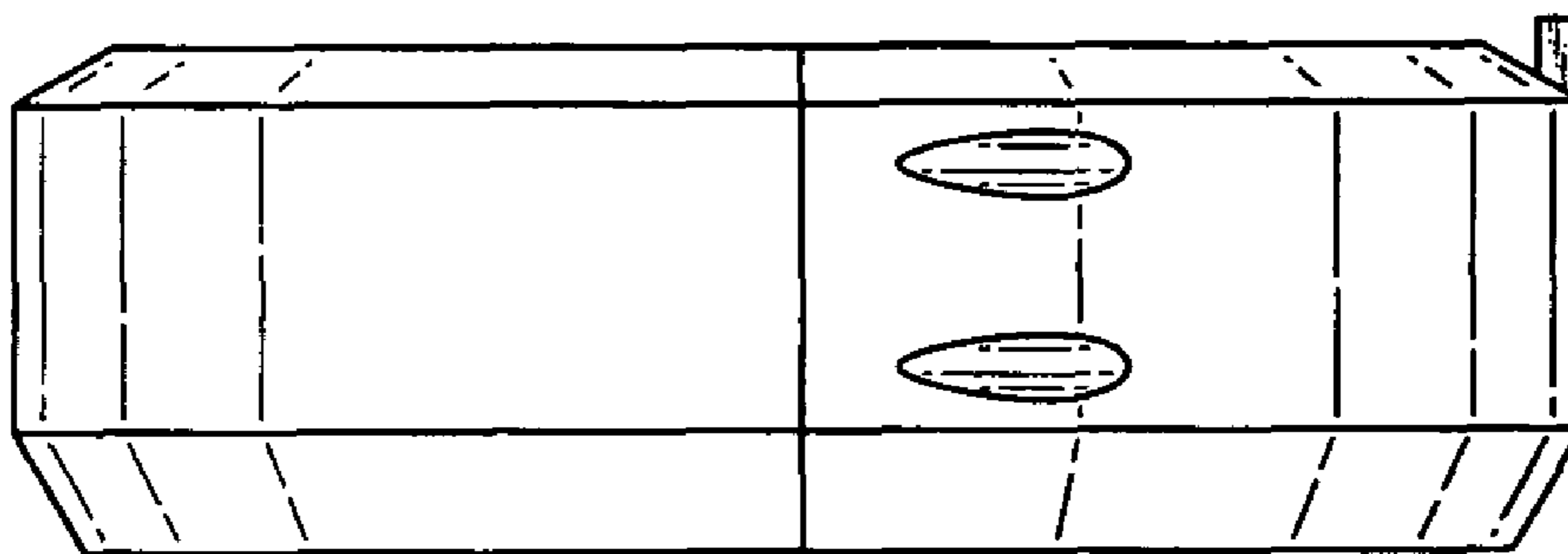
(57) **CLAIM**

The ornamental design for an adapter assembly, as shown and described.

**DESCRIPTION**

FIG. 1 is a front view of an adapter assembly showing my new design;  
 FIG. 2 is a rear view thereof;  
 FIG. 3 is a left side view thereof;  
 FIG. 4 is a right side view thereof;  
 FIG. 5 is a top plan view thereof shown in use condition.  
 FIG. 6 is a bottom plan view thereof shown in use condition;  
 and,  
 FIG. 7 is a top perspective view thereof shown in use condition.  
 Portions shown in broken line are for illustrative purposes only and form no part of the claimed design.

**1 Claim, 3 Drawing Sheets**



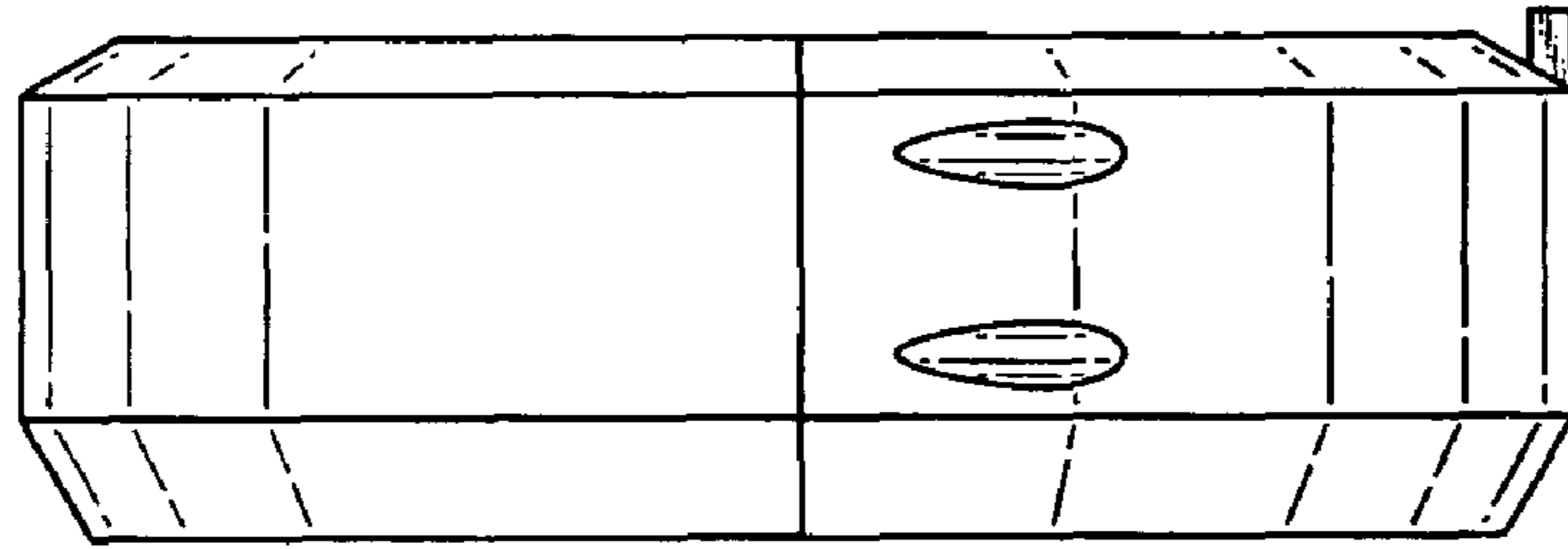
# US D647,539 S

Page 2

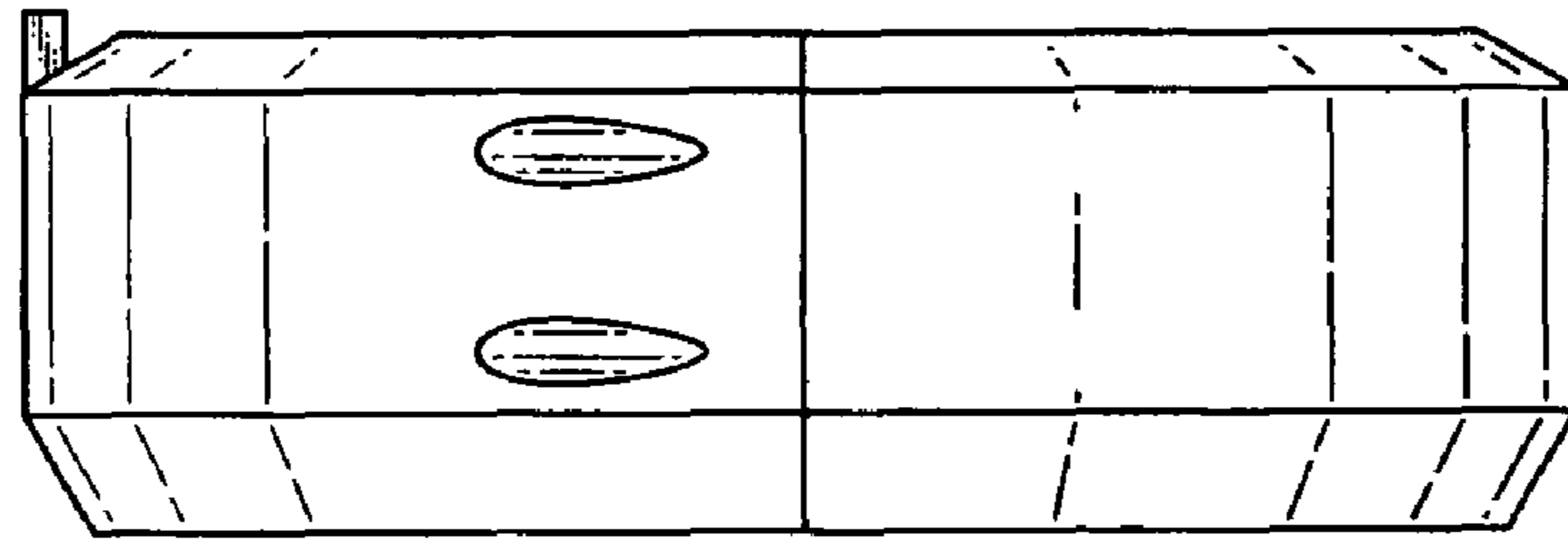
---

## U.S. PATENT DOCUMENTS

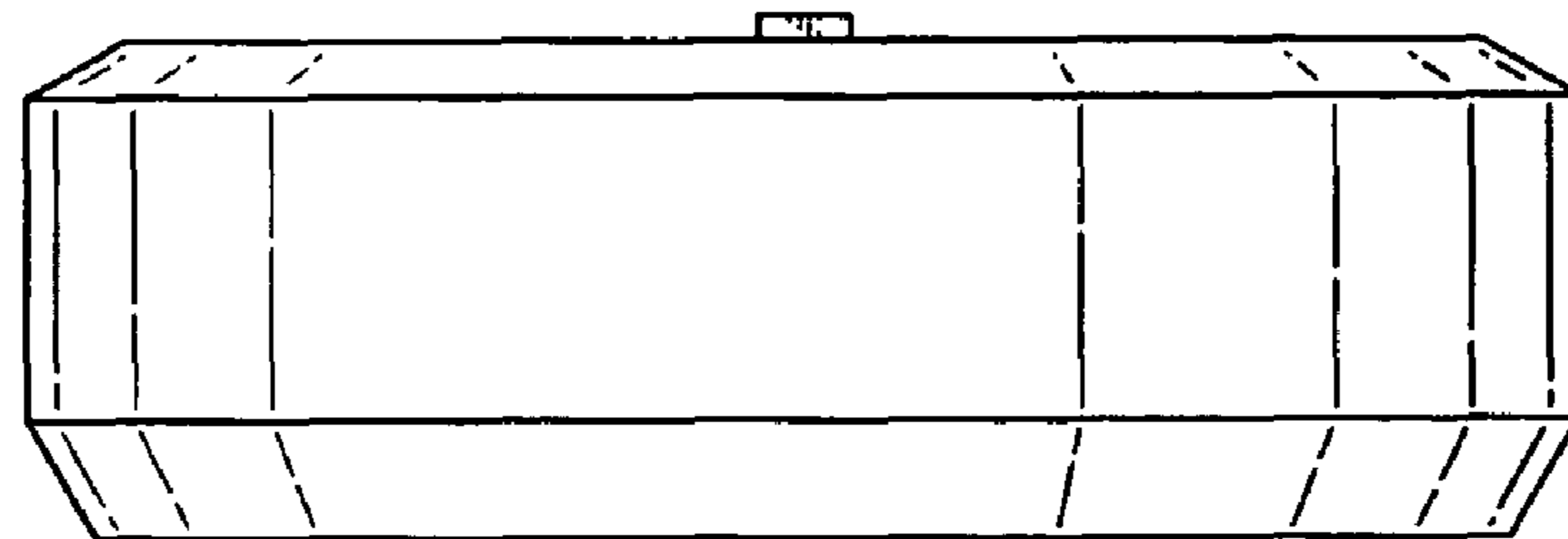
2006/0049587	A1	3/2006	Cornwell .....	279/75	2009/0057024	A1	3/2009	Williams
2007/0151725	A1	7/2007	Cook et al.		2009/0057027	A1	3/2009	Williams
								* cited by examiner



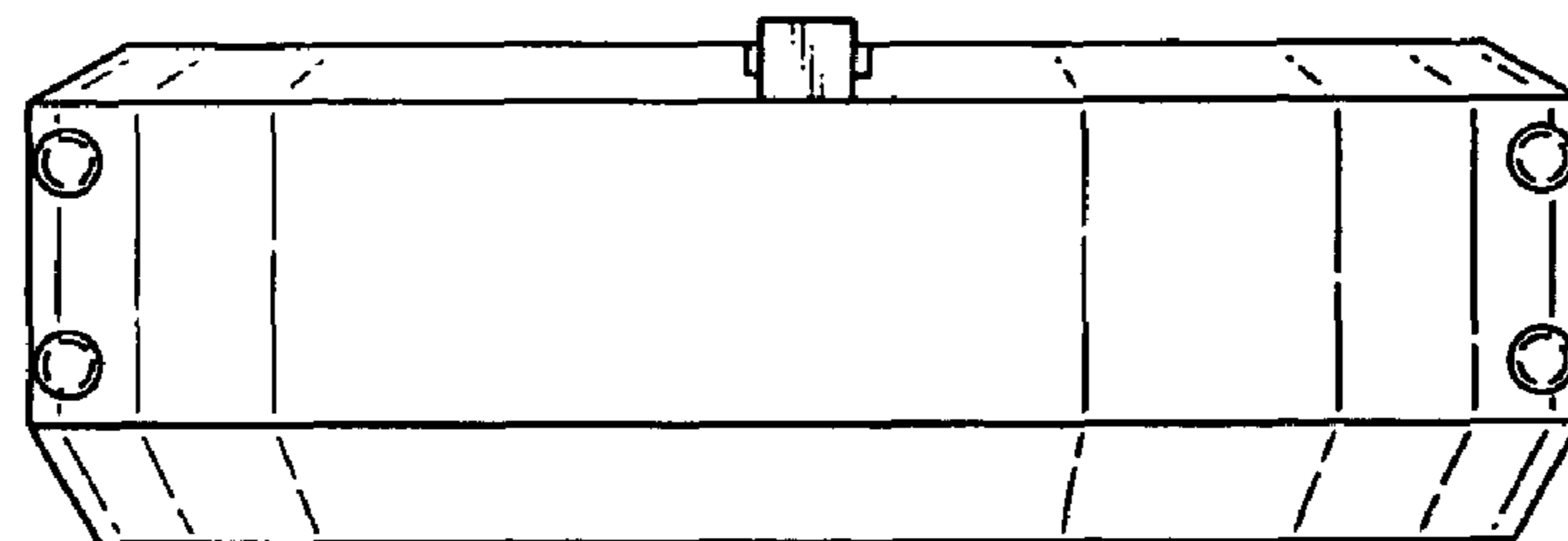
*FIG. 1*



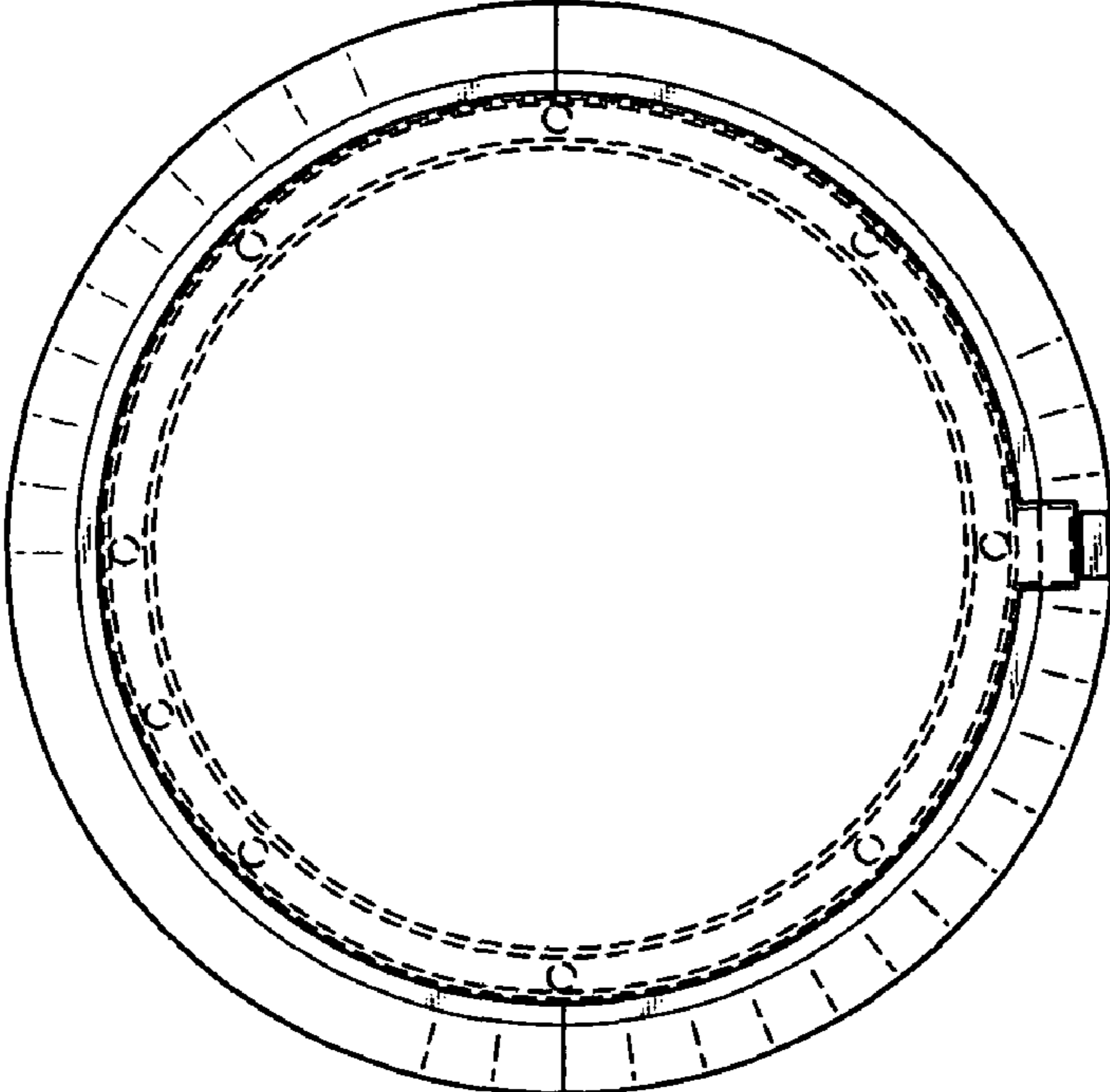
*FIG. 2*



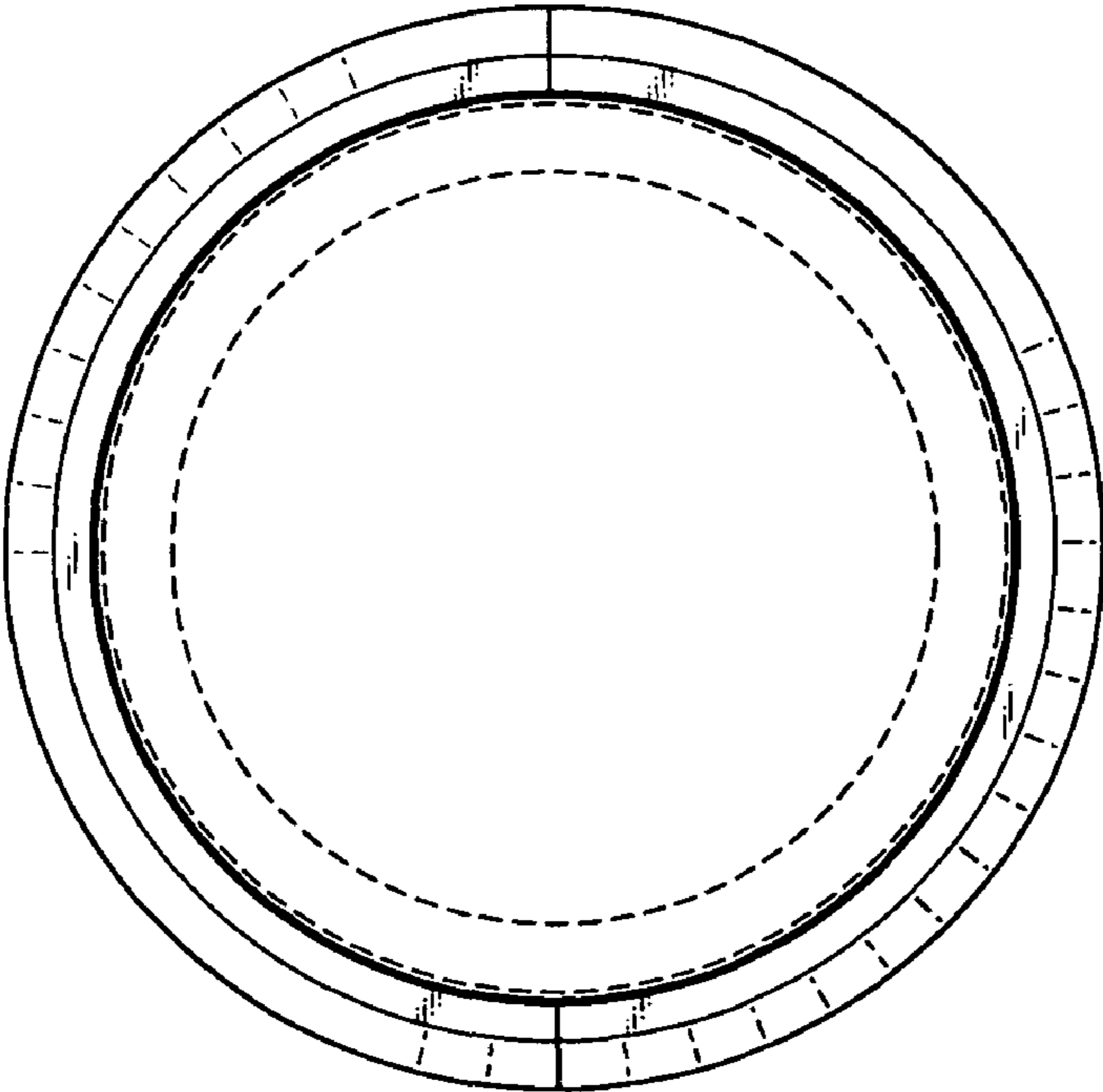
*FIG. 3*



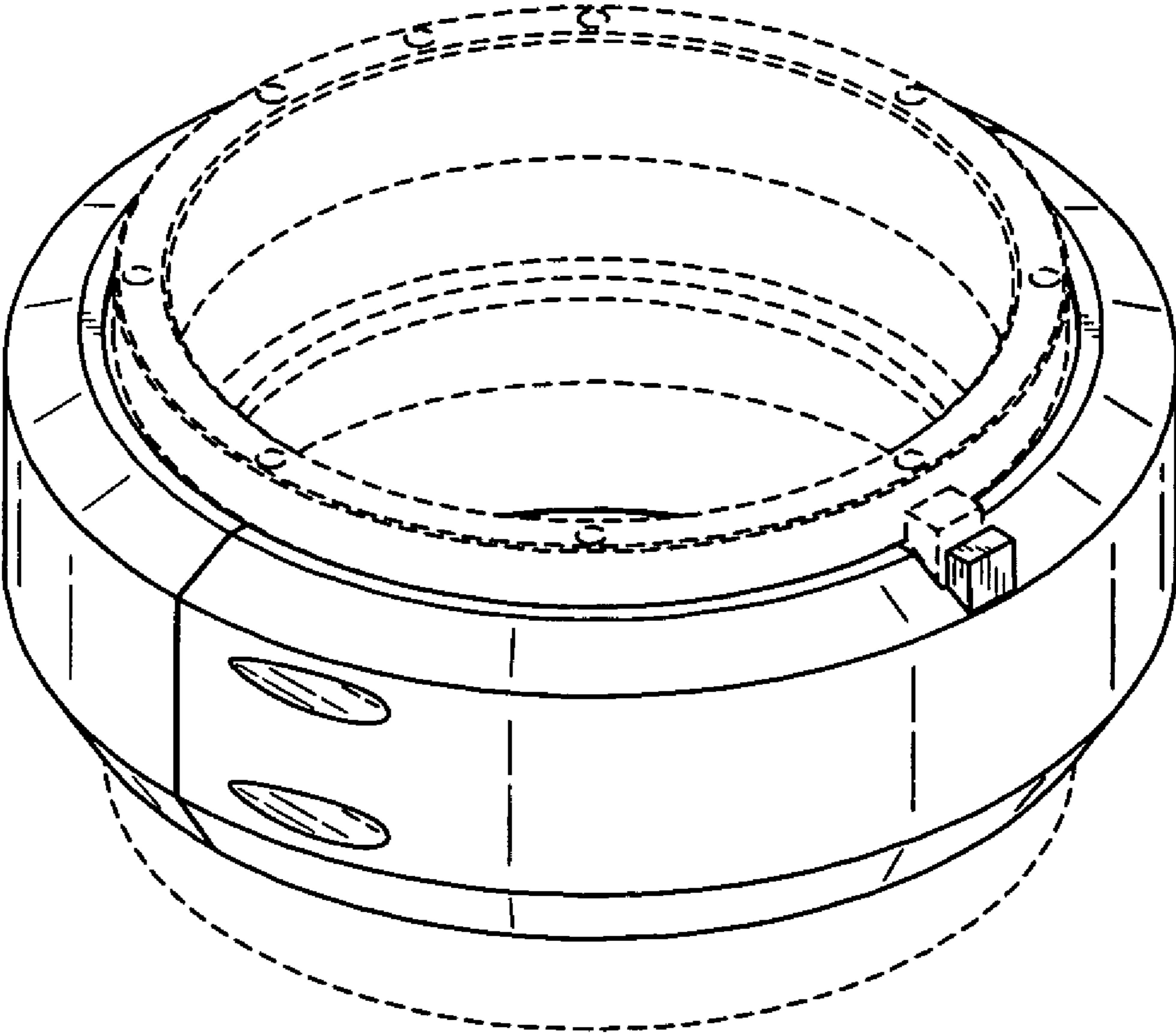
*FIG. 4*



*FIG. 5*



*FIG. 6*



**FIG. 7**