



US00D647492S

(12) **United States Design Patent**  
**Imai et al.**

(10) **Patent No.:** **US D647,492 S**  
(45) **Date of Patent:** **\*\* Oct. 25, 2011**

(54) **LIGHT-EMITTING DIODE**

(75) Inventors: **Sadato Imai**, Minamitsuru-gun (JP);  
**Takakazu Yano**, Toshima-ku (JP); **Akio**  
**Yoshimura**, Fujiyoshida (JP)

(73) Assignees: **Citizen Electronics Co., Ltd.**,  
Yamanashi (JP); **Citizen Holdings Co.,**  
**Ltd.**, Tokyo (JP)

(\*\*) Term: **14 Years**

(21) Appl. No.: **29/385,670**

(22) Filed: **Feb. 17, 2011**

(30) **Foreign Application Priority Data**

Aug. 19, 2010 (JP) ..... D2010-020053

(51) **LOC (9) Cl.** ..... **13-03**

(52) **U.S. Cl.** ..... **D13/180**

(58) **Field of Classification Search** ..... D13/180;  
D26/1, 2; 257/79, 80, 81, 88, 89, 95, 98,  
257/99, 100, E33.058; 313/483, 498, 500;  
362/555, 800

See application file for complete search history.

(56) **References Cited**

U.S. PATENT DOCUMENTS

D591,248	S	*	4/2009	Imai et al.	.....	D13/180
D607,420	S	*	1/2010	Imai et al.	.....	D13/180
D618,635	S	*	6/2010	Imai et al.	.....	D13/180
D624,888	S	*	10/2010	Takahashi et al.	.....	D13/180
D624,889	S	*	10/2010	Takahashi et al.	.....	D13/180
D625,694	S	*	10/2010	Morikawa et al.	.....	D13/180
D636,899	S	*	4/2011	Shibahara	.....	D26/1
2011/0080747	A1	*	4/2011	Yeh	.....	362/382

\* cited by examiner

*Primary Examiner* — Selina Sikder

(74) *Attorney, Agent, or Firm* — Browdy and Neimark,  
PLLC

(57) **CLAIM**

The ornamental design for a light-emitting diode, as shown and described here.

**DESCRIPTION**

FIG. 1 is a perspective view of the light-emitting diode in accordance with our new design, showing an upper surface with front and right side surfaces as obliquely viewed from above;

FIG. 2 is a front elevation view thereof;

FIG. 3 is a rear elevation view thereof;

FIG. 4 is a top plan view thereof;

FIG. 5 is a bottom plan view thereof;

FIG. 6 is a right side view thereof; and,

FIG. 7 is a left side view thereof.

**1 Claim, 5 Drawing Sheets**

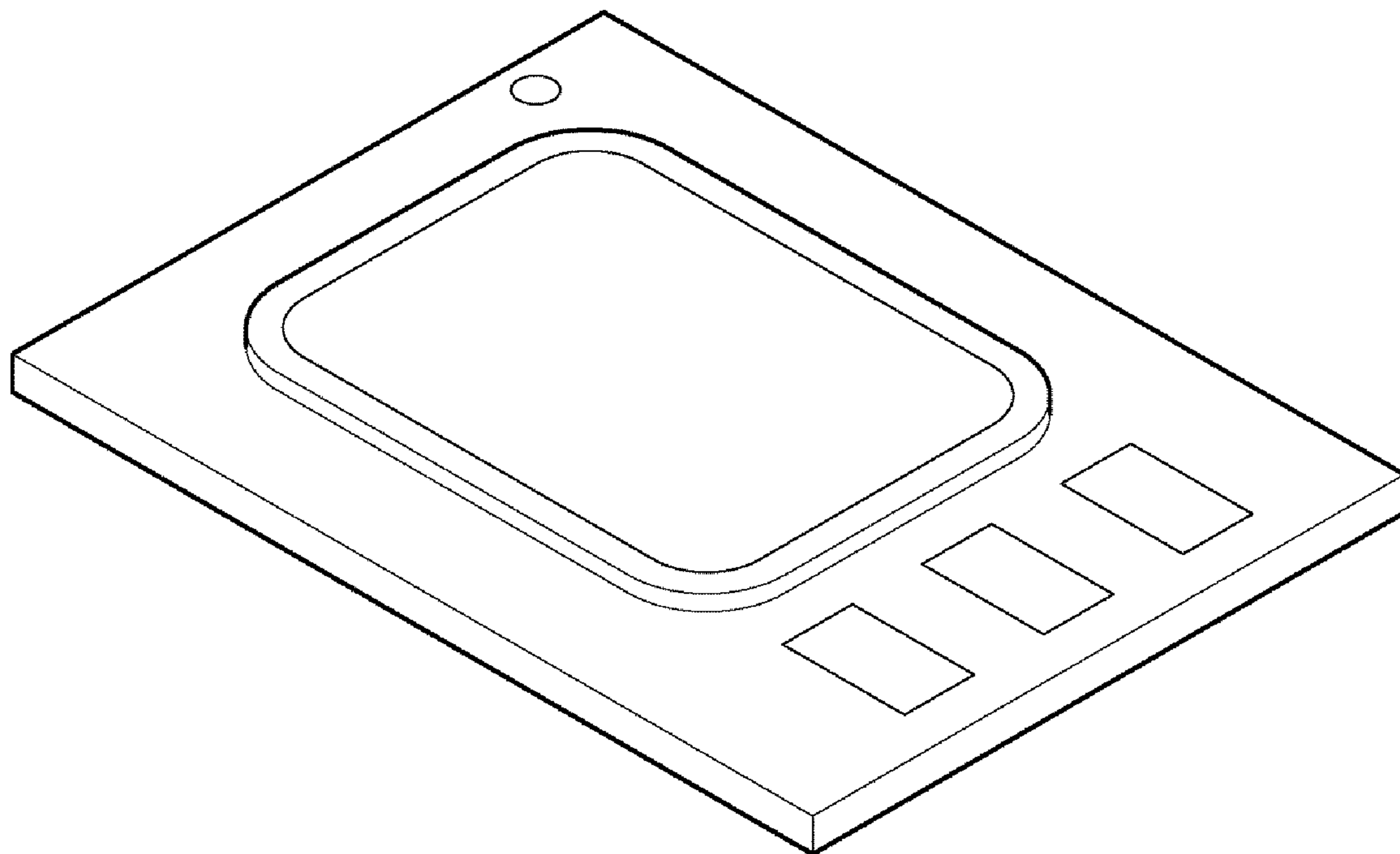


Fig. 1

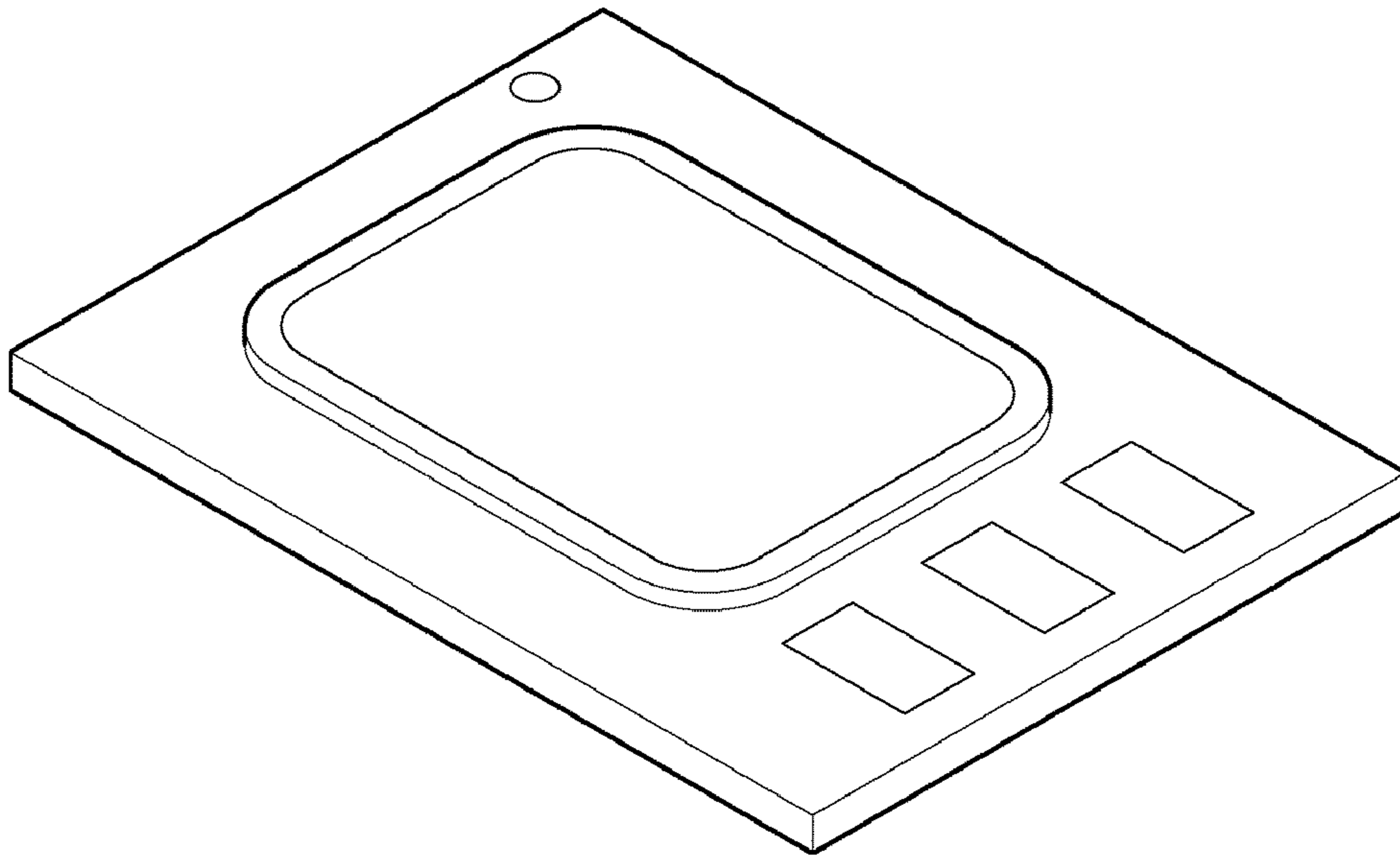


Fig. 2



Fig. 3




Fig. 4

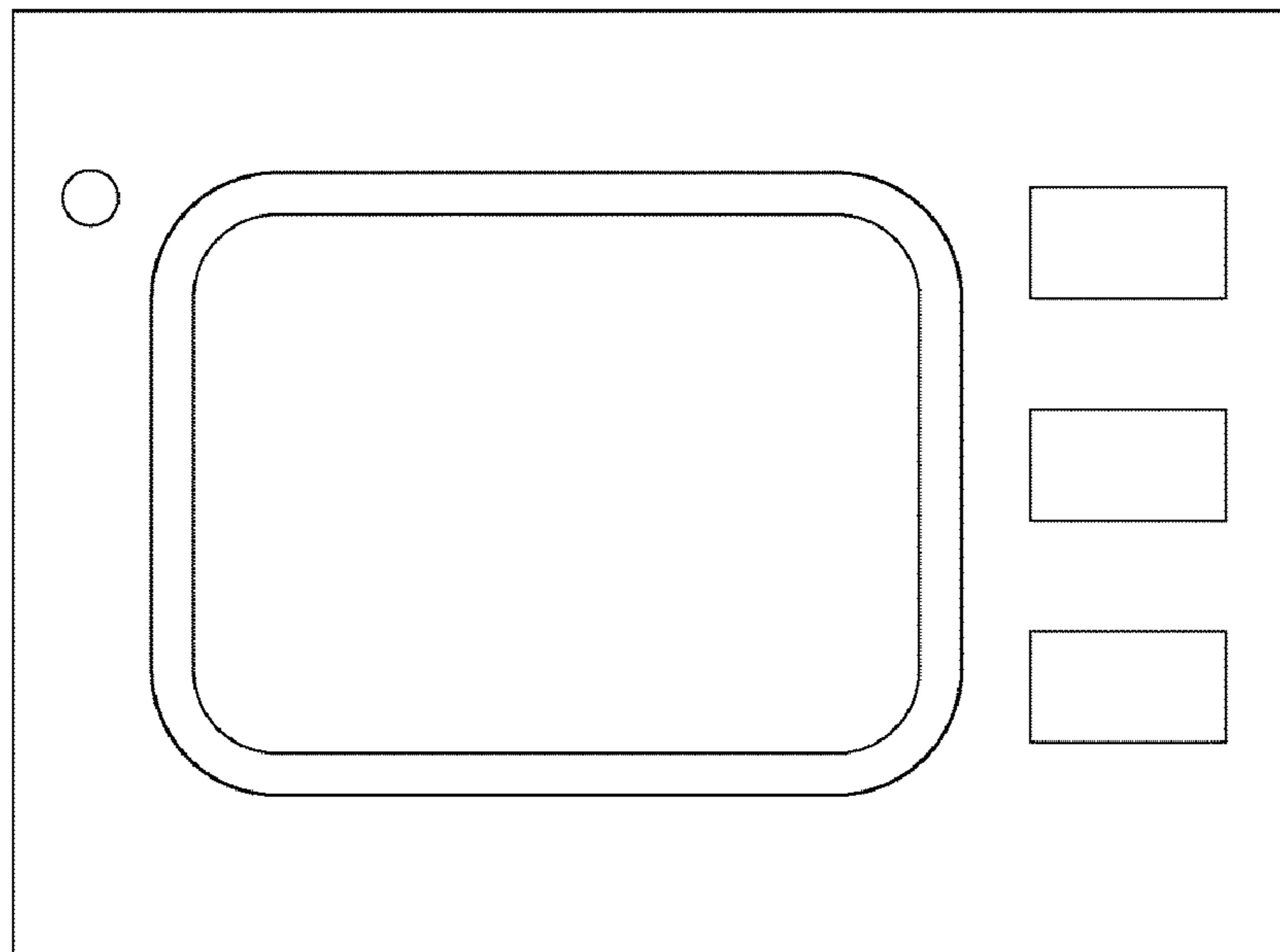


Fig. 5




Fig. 6



Fig. 7

