



US00D647471S

(12) **United States Design Patent**
Youkong

(10) **Patent No.:** **US D647,471 S**

(45) **Date of Patent:** **** Oct. 25, 2011**

(54) **PNEUMATIC TIRE**

(75) Inventor: **Prasit Youkong**, Bangkok (TH)

(73) Assignees: **Societe de Technologie Michelin**,
Clermont-Ferrand (FR); **Michelin**
Recherche et Technique S.A.,
Granges-Paccot (CN)

(**) Term: **14 Years**

(21) Appl. No.: **29/352,661**

(22) Filed: **Dec. 23, 2009**

(30) **Foreign Application Priority Data**

Jun. 23, 2009 (FR) 09/3066

(51) **LOC (9) Cl.** **12-15**

(52) **U.S. Cl.** **D12/602; D12/901**

(58) **Field of Classification Search** D12/500,
D12/502, 568, 571, 574, 577-579, 586-604,
D12/900, 901; 152/209.1, 209.3, 209.18,
152/209.19, 209, 22, 209.25, 209.27, 209.28
See application file for complete search history.

(56) **References Cited**

U.S. PATENT DOCUMENTS

D354,032 S * 1/1995 Grosskopf D12/574
D377,922 S * 2/1997 van der Meer et al. D12/600
D405,405 S * 2/1999 Williams D12/598
D476,615 S * 7/2003 Iga et al. D12/603
D560,158 S * 1/2008 Durand D12/600
D609,168 S * 2/2010 Ohashi D12/583
D610,528 S * 2/2010 Wada et al. D12/598
D614,566 S * 4/2010 Davidson et al. D12/600

D616,357 S * 5/2010 Cerny D12/600
D627,713 S * 11/2010 Le et al. D12/600
D633,861 S * 3/2011 Shan et al. D12/599

OTHER PUBLICATIONS

Mastercraft P794 (SR Rated) Tire; 2005 Tread Design Guide, p. 35,
Row 2, Item 1.*

Eldorado ZR1 LT Tire; 2005 Tread Design Guide, p. 70, Row 4, Item
3.*

* cited by examiner

Primary Examiner — Garth Rademaker

(74) *Attorney, Agent, or Firm* — Buchanan Ingersoll &
Rooney PC

(57) **CLAIM**

The ornamental design for a pneumatic tire, as shown and
described.

DESCRIPTION

FIG. 1 is a perspective view of a pneumatic tire showing my
new design, it being understood that the tread pattern repeats
throughout the entire outer circumference;


FIG. 2 is a partial end view thereof, shown at an enlarged
scale;

FIG. 3 is an end elevation view thereof; and,

FIG. 4 a side elevation view thereof, the opposite side eleva-
tion view being identical thereto.

The broken lines along the top and bottom edges of FIG. 2
show the boundaries of the figure and form no part of the
claimed design. All other broken lines in the drawings depict
environmental subject matter only and form no part of the
claimed design.

1 Claim, 4 Drawing Sheets



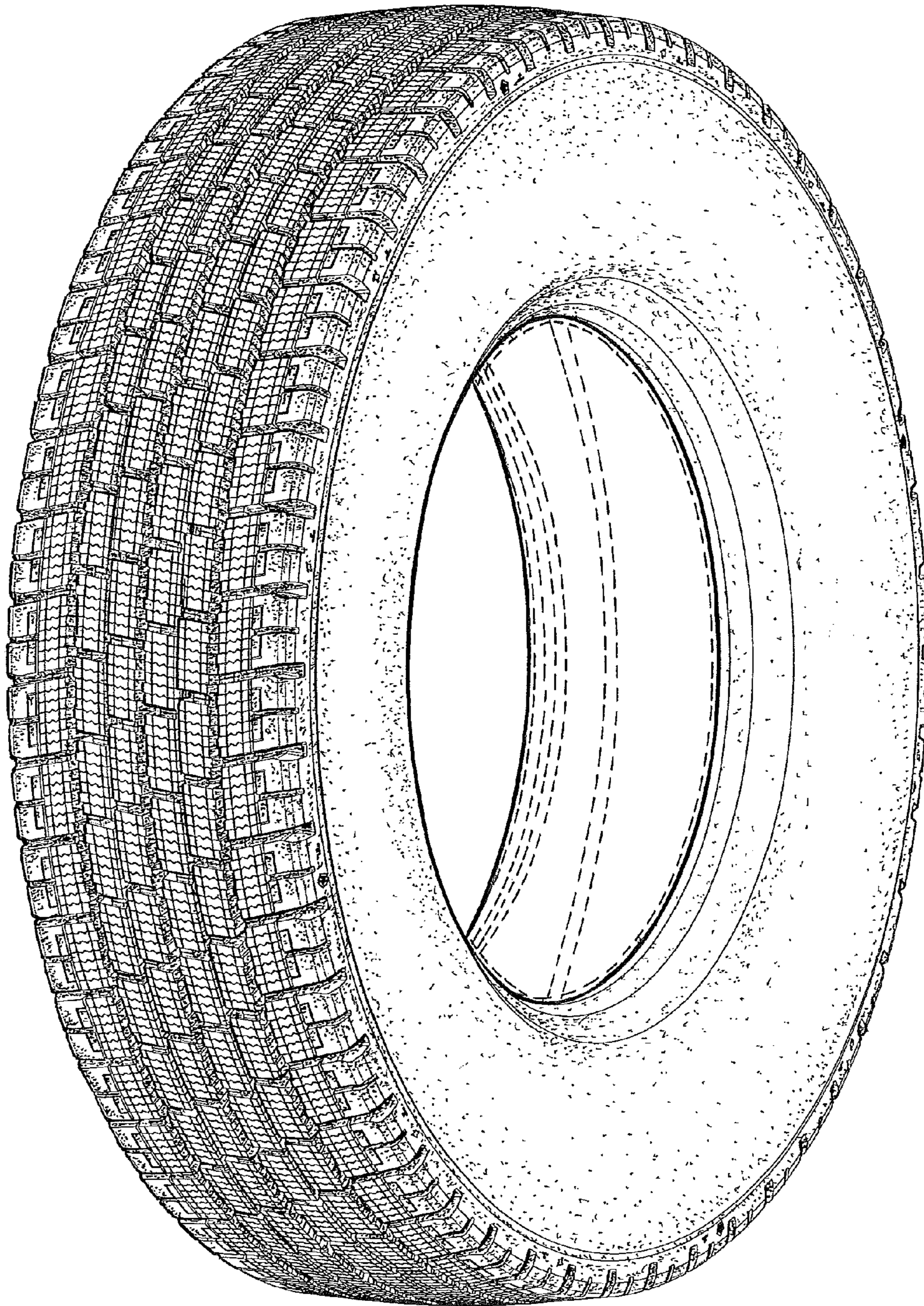


FIG. 1

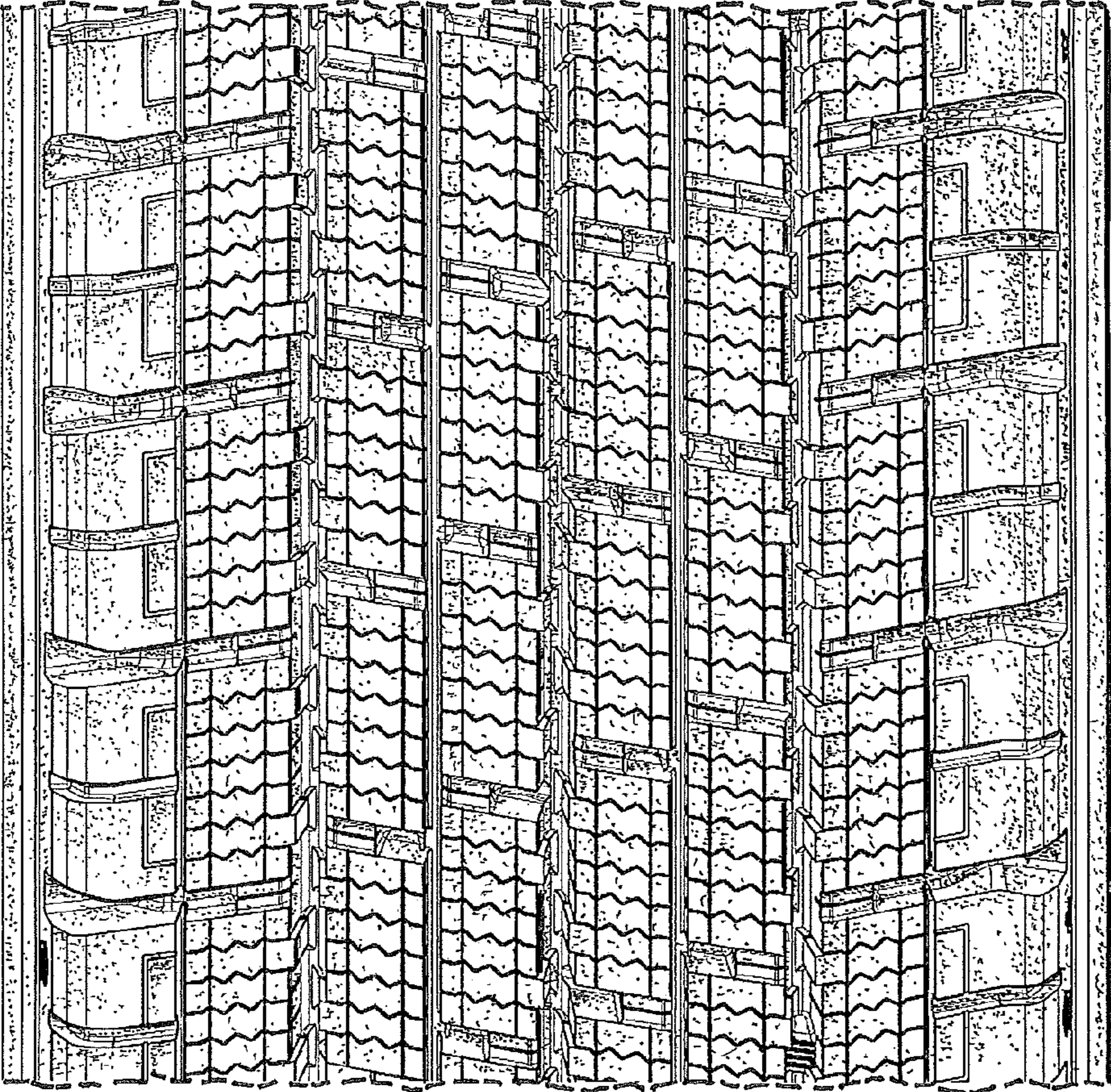


FIG. 2

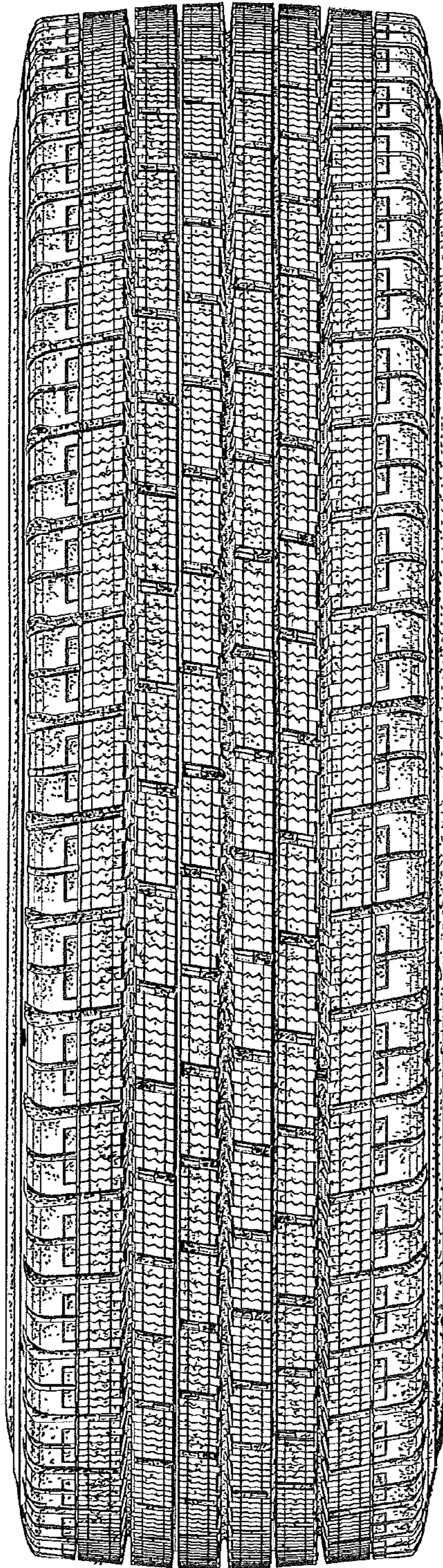


FIG. 3

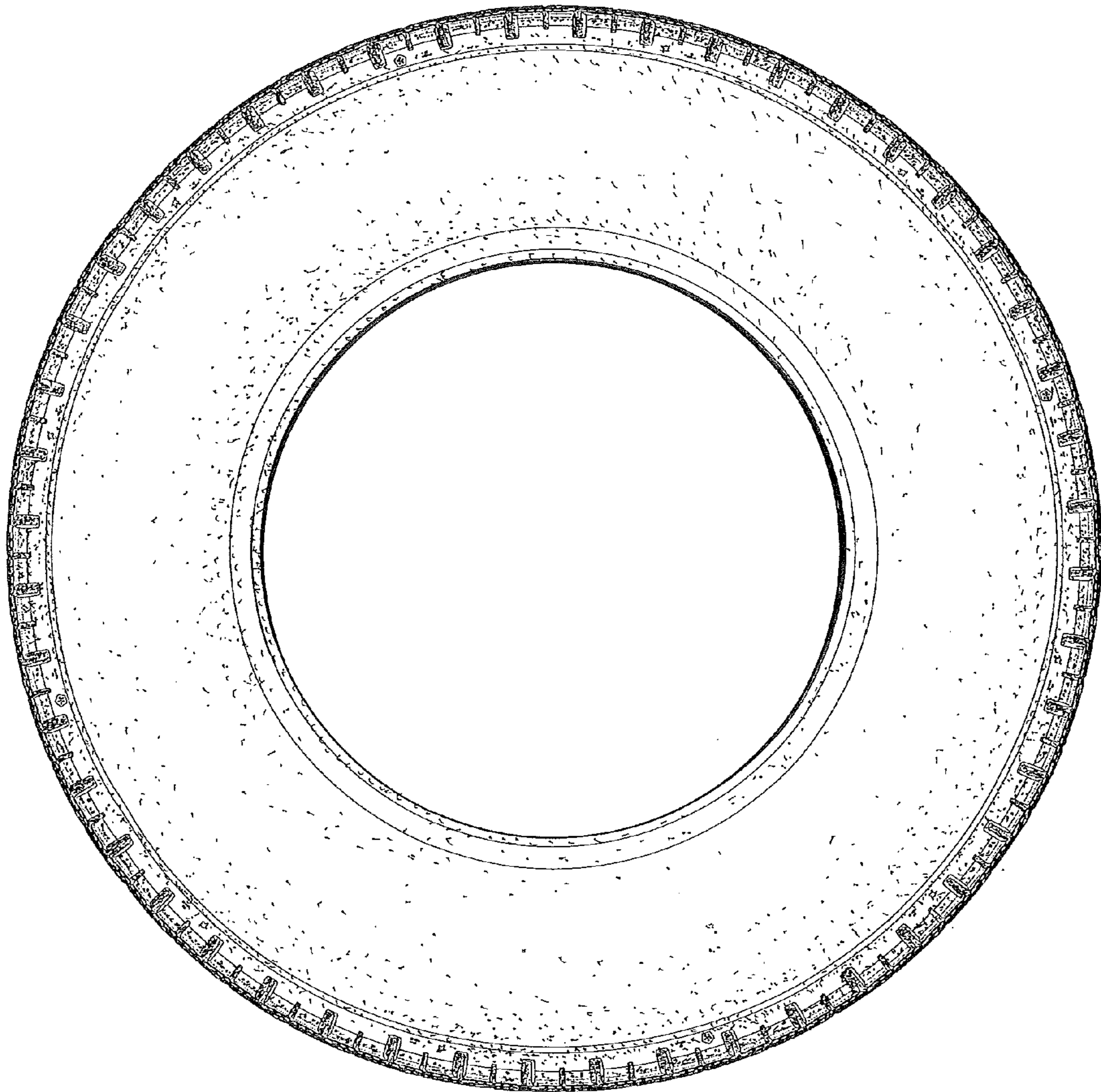


FIG. 4