



US00D647447S

(12) **United States Design Patent**  
**Lu**

(10) **Patent No.:** **US D647,447 S**

(45) **Date of Patent:** **\*\* Oct. 25, 2011**

(54) **VEHICLE FLOOR MAT**

(75) Inventor: **Michael Lu**, Tainan (TW)

(73) Assignee: **Packy Poda Inc.**, Tainan (TW)

(\*\*) Term: **14 Years**

(21) Appl. No.: **29/396,552**

(22) Filed: **Jul. 1, 2011**

(51) **LOC (9) Cl.** ..... **12-16**

(52) **U.S. Cl.** ..... **D12/203**

(58) **Field of Classification Search** ..... D12/203;  
D6/582-586, 592-594; 280/163-164.1;  
15/215-217; 428/138.141; 296/97.23

See application file for complete search history.

(56) **References Cited**

**U.S. PATENT DOCUMENTS**

D274,588 S *	7/1984	Swanson et al. ....	D6/582
D281,752 S *	12/1985	Dickens et al. ....	D6/582
D302,417 S *	7/1989	Lehner et al. ....	D12/203
D343,087 S *	1/1994	Kaiser ..... ..	D6/583
D420,636 S *	2/2000	Grant ..... ..	D12/203
D436,566 S *	1/2001	Iacovelli et al. ....	D12/203

D469,726 S *	2/2003	Kraines ..... ..	D12/203
D510,553 S *	10/2005	Hussaini et al. ....	D12/203
D512,358 S *	12/2005	Hussaini et al. ....	D12/203
D543,765 S *	6/2007	Allen ..... ..	D6/582
D626,485 S *	11/2010	Lu ..... ..	D12/203
D629,636 S *	12/2010	Wright ..... ..	D6/582

\* cited by examiner

*Primary Examiner* — Stacia Cadmus

(74) *Attorney, Agent, or Firm* — Alan Kamrath; Kamrath & Associates PA

(57) **CLAIM**

The ornamental design for a vehicle floor mat, as shown and described.

**DESCRIPTION**

FIG. 1 is a perspective view of a vehicle floor mat showing my design;

FIG. 2 is a front elevational view thereof;

FIG. 3 is a rear elevational view thereof;



FIG. 4 is a left side elevational view thereof;

FIG. 5 is a right side elevational view thereof;

FIG. 6 is a top plan view thereof; and,

FIG. 7 is a bottom plan view thereof.

**1 Claim, 5 Drawing Sheets**






FIG. 1



FIG. 2



FIG. 3



FIG. 4



FIG. 5

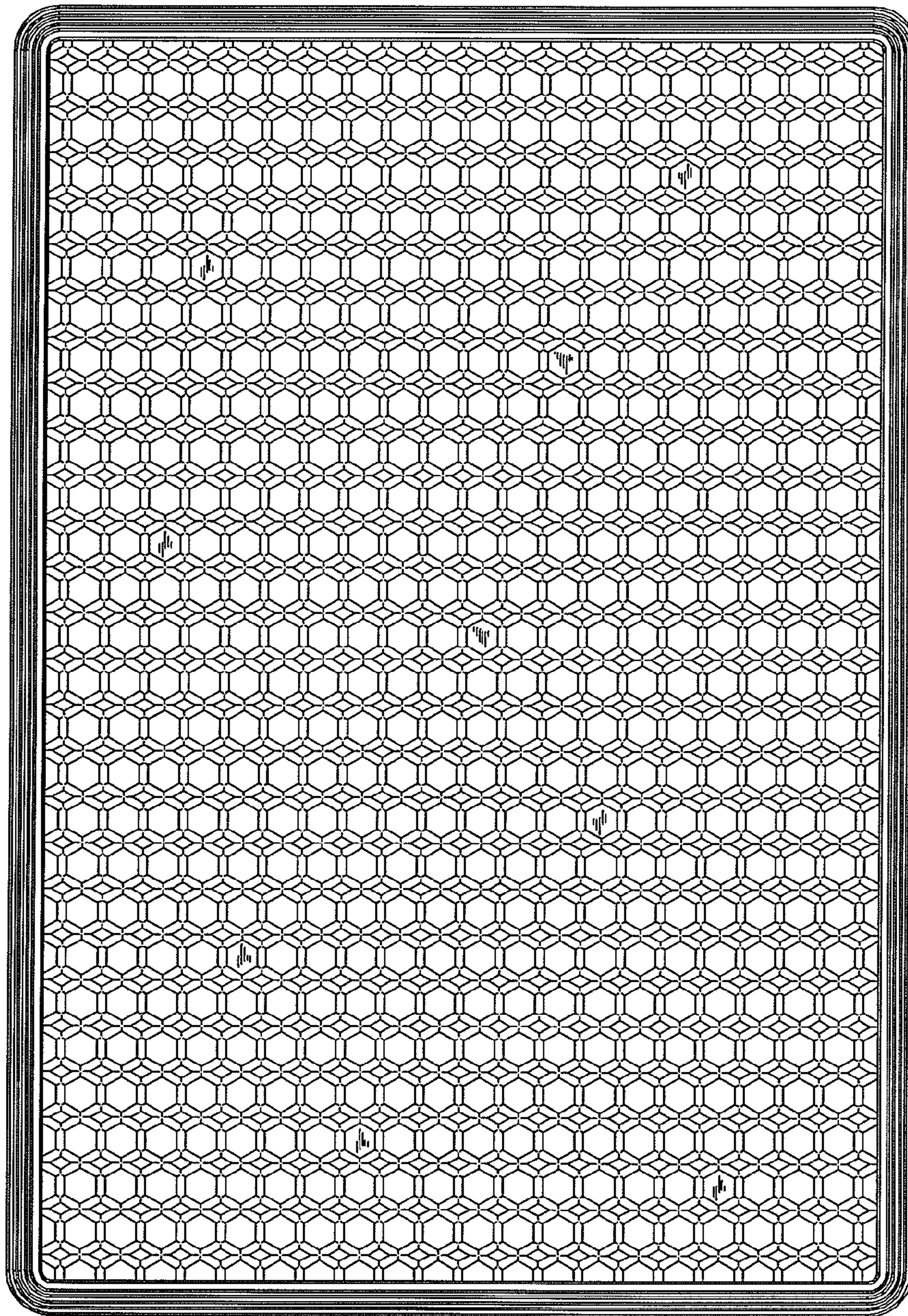


FIG. 6




FIG. 7