



US00D647446S

(12) **United States Design Patent**
Jeackjuntra et al.

(10) **Patent No.:** **US D647,446 S**

(45) **Date of Patent:** **** Oct. 25, 2011**

(54) **VEHICLE FLOOR MAT**

D633,425 S * 3/2011 Lu D12/203

* cited by examiner

(75) Inventors: **Nick Jeackjuntra**, Torrance, CA (US);
Oscar E. Garcia, Chino Hills, CA (US);
Steve Eastwood, Pasadena, CA (US)

Primary Examiner — Stacia Cadmus

(74) *Attorney, Agent, or Firm* — Wood, Herron & Evans,
L.L.P.

(73) Assignee: **Kraco Enterprises, Inc.**, Compton, CA
(US)

(57) **CLAIM**

The ornamental design for a vehicle floor mat, as shown and described.

(**) Term: **14 Years**

(21) Appl. No.: **29/394,159**

DESCRIPTION

(22) Filed: **Jun. 14, 2011**

(51) **LOC (9) Cl.** **12-16**

(52) **U.S. Cl.** **D12/203**

(58) **Field of Classification Search** D12/203;

D6/582-586, 592-594; 280/163-164.1;

15/215-217; 428/138.141; 296/97.23

See application file for complete search history.

FIG. 1 is a top plan view of a vehicle floor mat incorporating our new design;

FIG. 2 is a front elevational of the vehicle floor mat of FIG. 1;

FIG. 3 is a right-side elevational view of the vehicle floor mat of FIG. 1;

FIG. 4 is a rear elevational view of the vehicle floor mat of FIG. 1;

FIG. 5 is a left-side elevational view of the vehicle floor mat of FIG. 1;

FIG. 6 is a bottom plan view of the vehicle floor mat of FIG. 1;

FIG. 7 is a cross-sectional view taken along line 7-7 of FIG. 1;

FIG. 8 is a cross-sectional view taken along line 8-8 of FIG. 1;

FIG. 9 is a cross-sectional view taken along line 9-9 of FIG. 1; and,

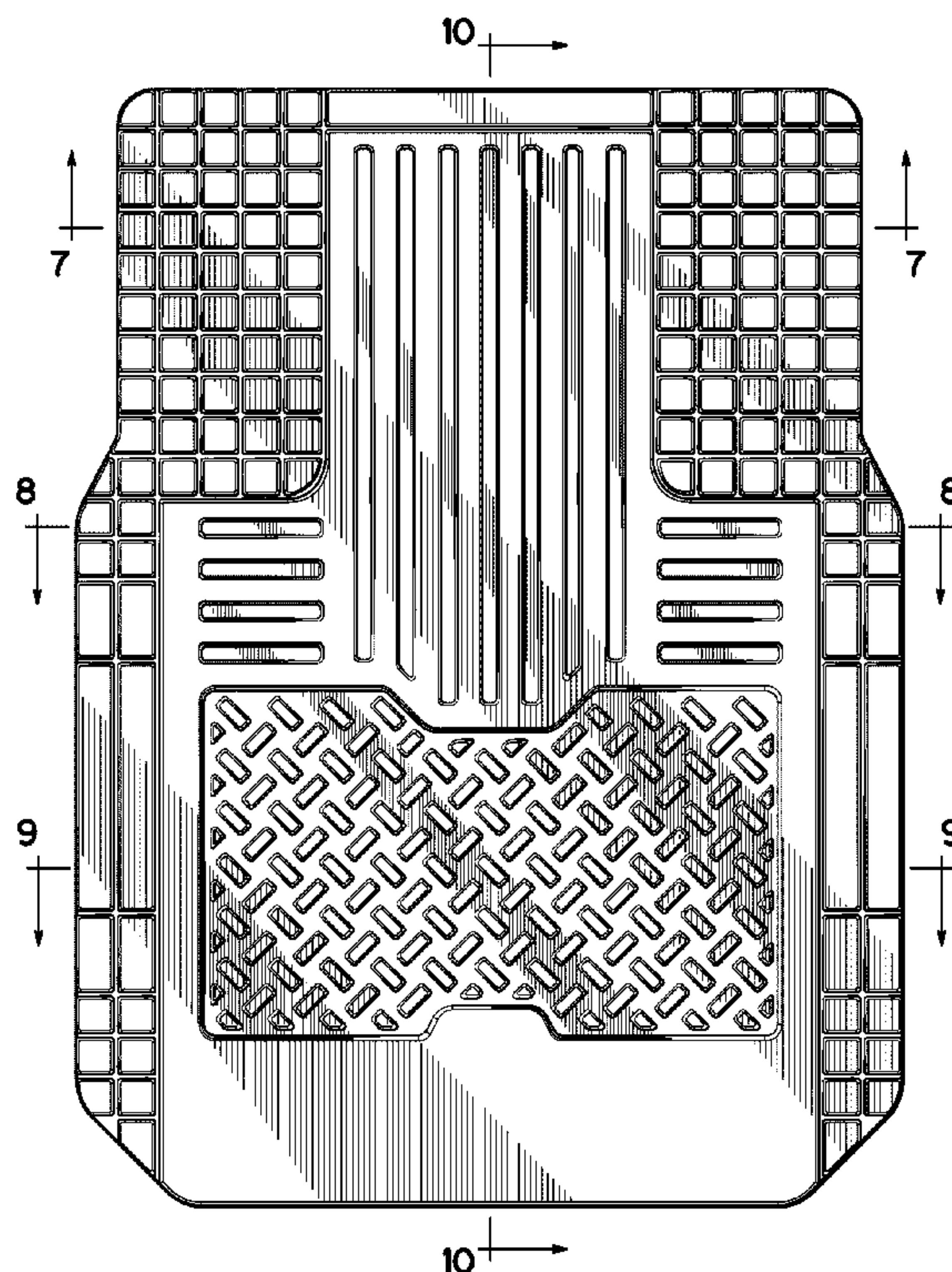
FIG. 10 is a cross-sectional view taken along line 10-10 of FIG. 1.

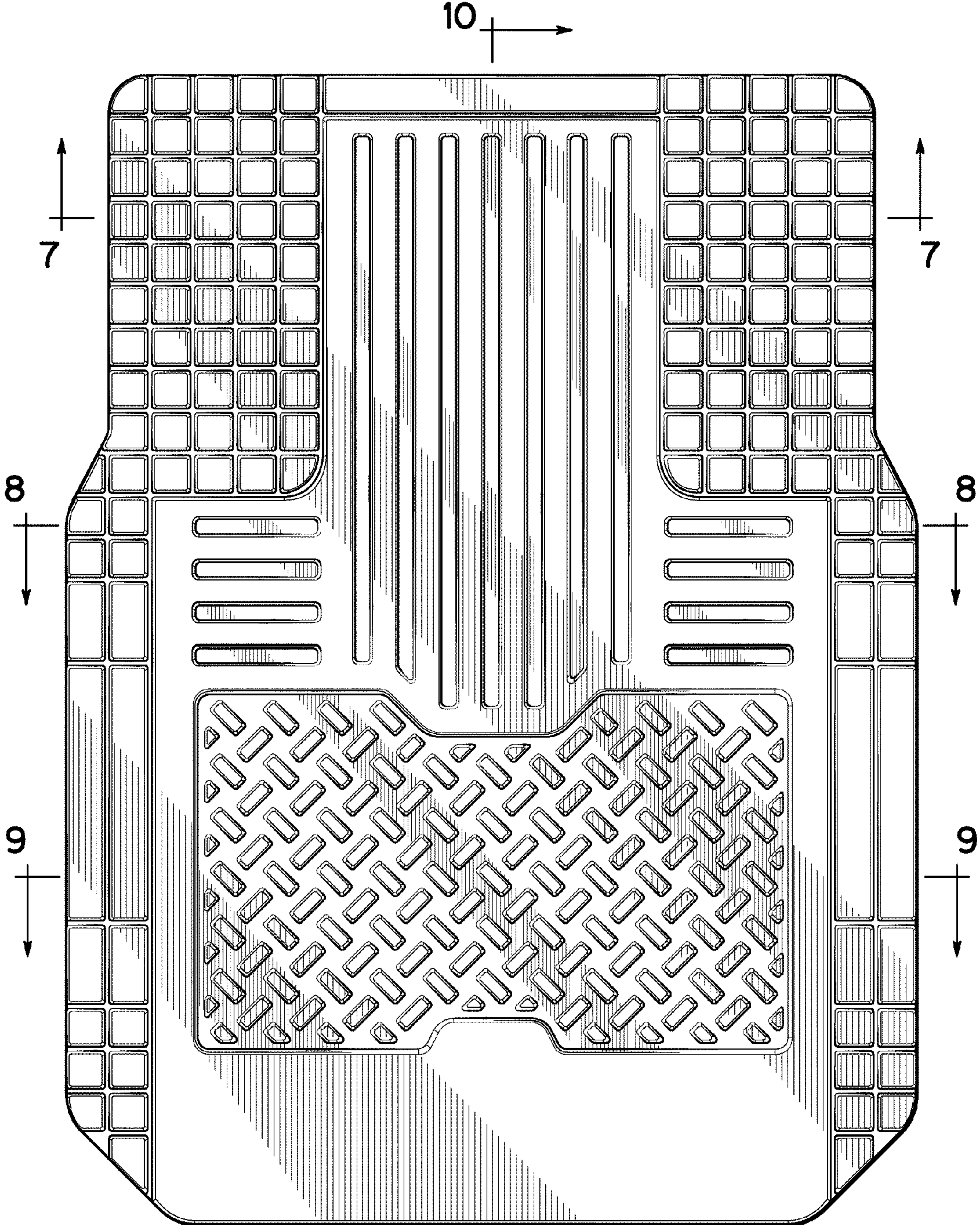
(56) **References Cited**

U.S. PATENT DOCUMENTS

D232,533	S	*	8/1974	Wells	D12/203
D325,555	S	*	4/1992	Primeau	D12/203
D393,238	S	*	4/1998	Kraines	D12/203
D432,966	S	*	10/2000	Iacovelli et al.	D12/203
D468,249	S	*	1/2003	Lu	D12/203
D530,250	S	*	10/2006	Thom	D12/203
D555,562	S	*	11/2007	Iacovelli et al.	D12/203
D555,563	S	*	11/2007	Iacovelli et al.	D12/203
D569,318	S	*	5/2008	Kraines	D12/203

1 Claim, 4 Drawing Sheets





10 →
FIG. 1

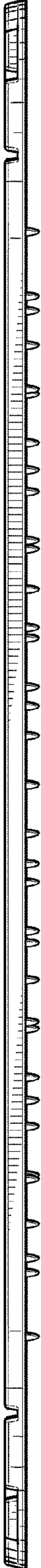


FIG. 2



FIG. 3



FIG. 4



FIG. 5

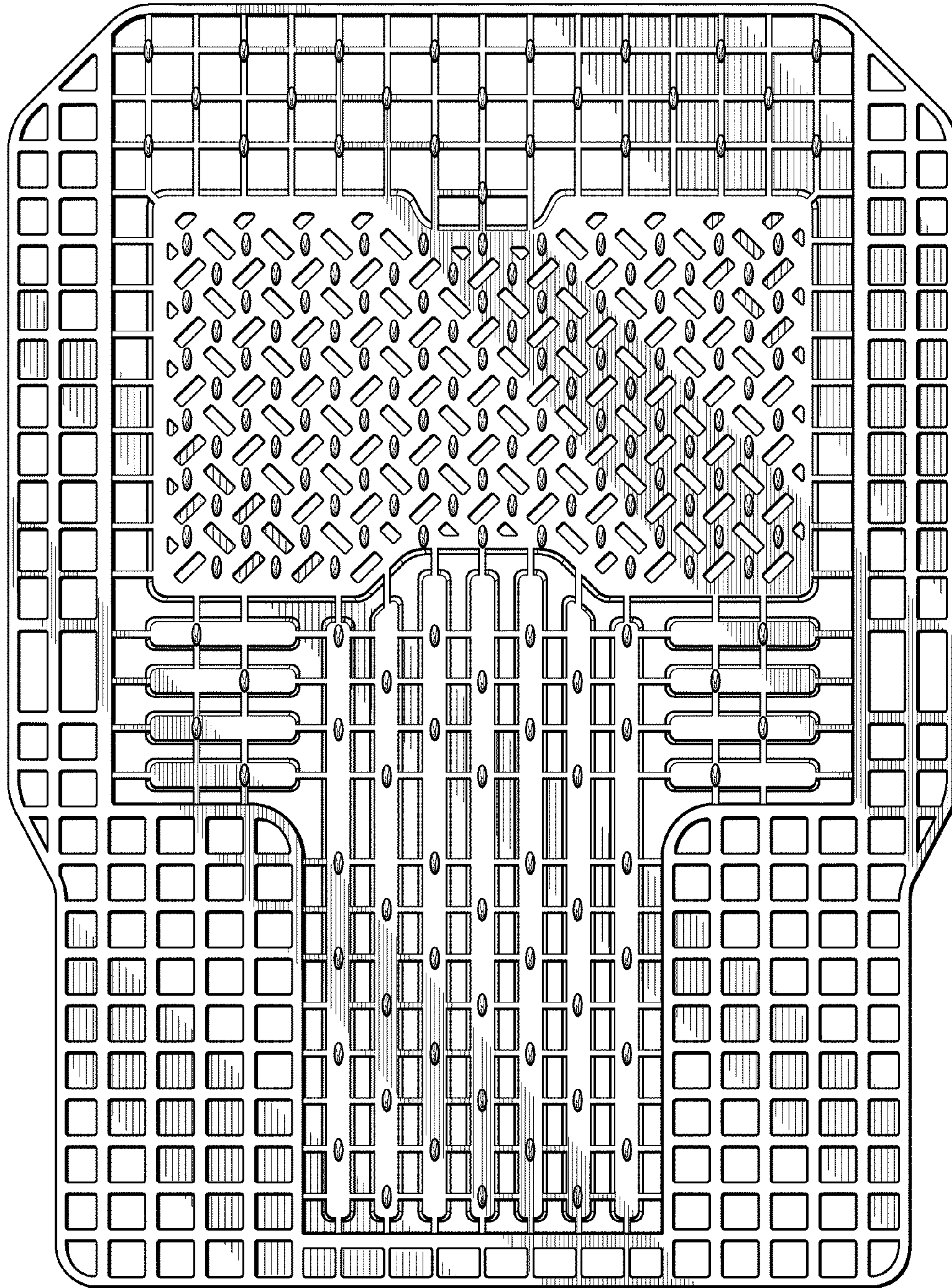


FIG. 6



FIG. 7



FIG. 8



FIG. 9



FIG. 10