



US00D647444S

(12) **United States Design Patent**
Manukyan et al.

(10) **Patent No.:** **US D647,444 S**
(45) **Date of Patent:** **** Oct. 25, 2011**

(54) **SAFETY MIRROR**

(76) Inventors: **Vahram Manukyan**, Glendale, CA
(US); **Vahe Seyranyan**, Los Angeles,
CA (US)

(**) Term: **14 Years**

(21) Appl. No.: **29/373,623**

(22) Filed: **May 2, 2011**

(51) **LOC (9) Cl.** **12-16**

(52) **U.S. Cl.** **D12/187**

(58) **Field of Classification Search** D12/187-189;
D6/300, 309; 359/838, 841, 842, 843, 844,
359/868, 871, 604, 881, 514, 866; 248/479-483,
248/475.1

See application file for complete search history.

(56) **References Cited**

U.S. PATENT DOCUMENTS

4,605,289	A *	8/1986	Levine et al.	359/842
D346,783	S *	5/1994	Brainard	D12/187
7,651,229	B1 *	1/2010	Rimback et al.	359/840
2008/0123207	A1 *	5/2008	Li	359/879
2008/0253006	A1 *	10/2008	Englander	359/841
2010/0226026	A1 *	9/2010	Englander	359/841

2011/0024598	A1 *	2/2011	Carnevali	248/482
2011/0031370	A1 *	2/2011	Carnevali	248/483
2011/0134551	A1 *	6/2011	Englander	359/841

* cited by examiner

Primary Examiner — Caron D Veynar

Assistant Examiner — Katrina Kile

(74) *Attorney, Agent, or Firm* — James E. Brunton

(57) **CLAIM**

The ornamental design for a “safety mirror,” as shown and described.

DESCRIPTION

FIG. 1 is a perspective view showing the safety mirror of our design;

FIG. 2 is a perspective view of a safety mirror showing our new design;

FIG. 3 is a front view thereof;

FIG. 4 is a rear view thereof;

FIG. 5 is a right side view thereof;


FIG. 6 is a left side view thereof;

FIG. 7 is a top plan view thereof; and,

FIG. 8 is a bottom plan view thereof.

The broken line showing of a vehicle in FIG. 1 forms no part of the claimed design.

1 Claim, 2 Drawing Sheets



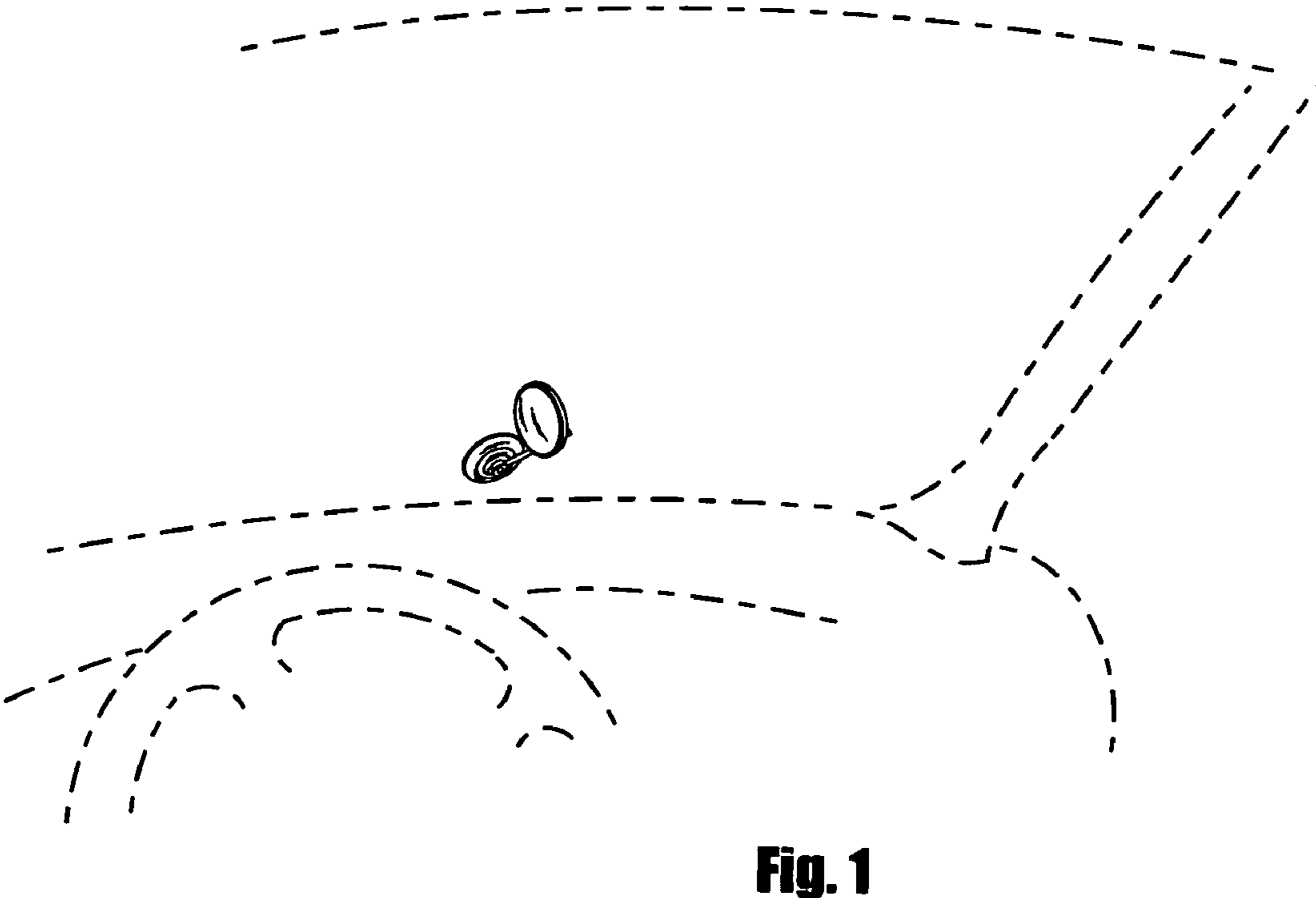
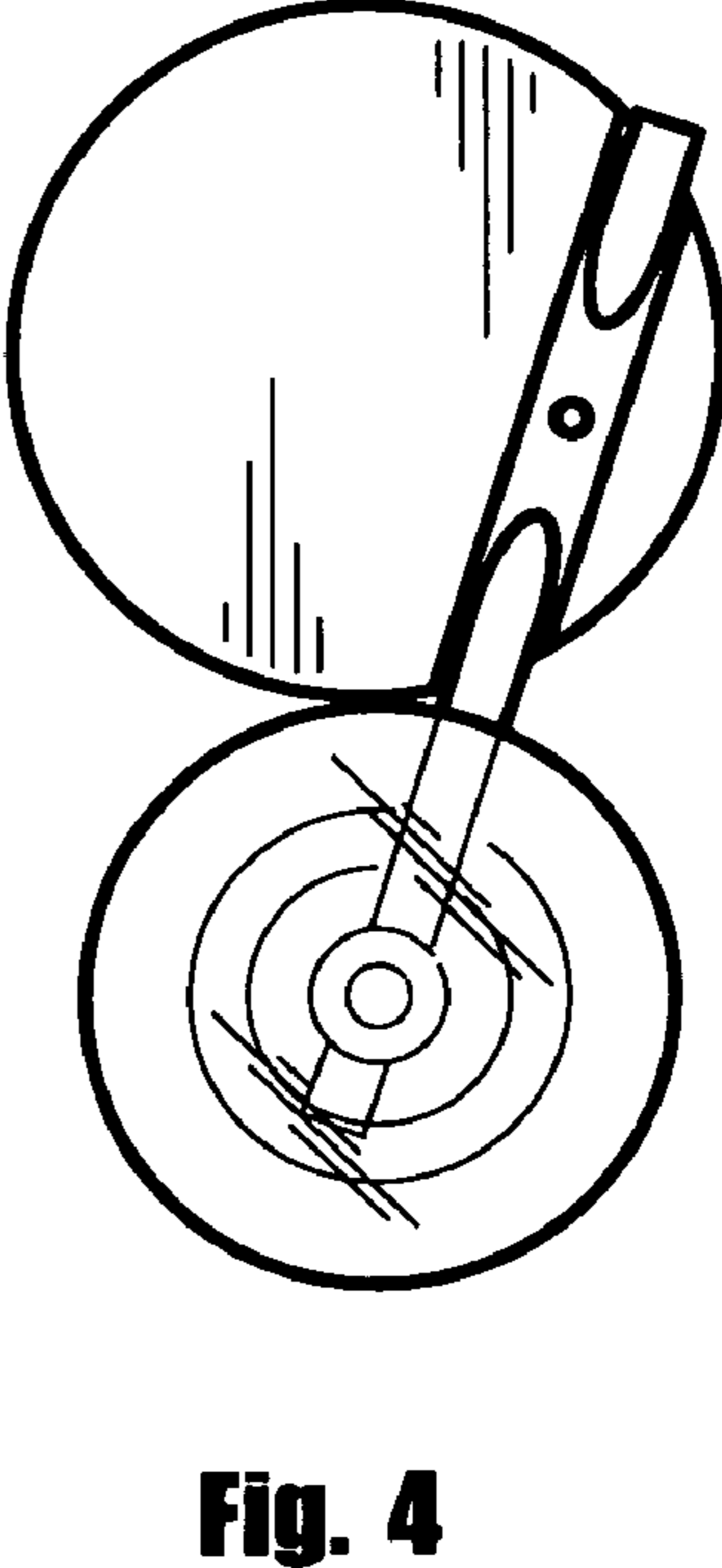




Fig. 5



Fig. 6




Fig. 7

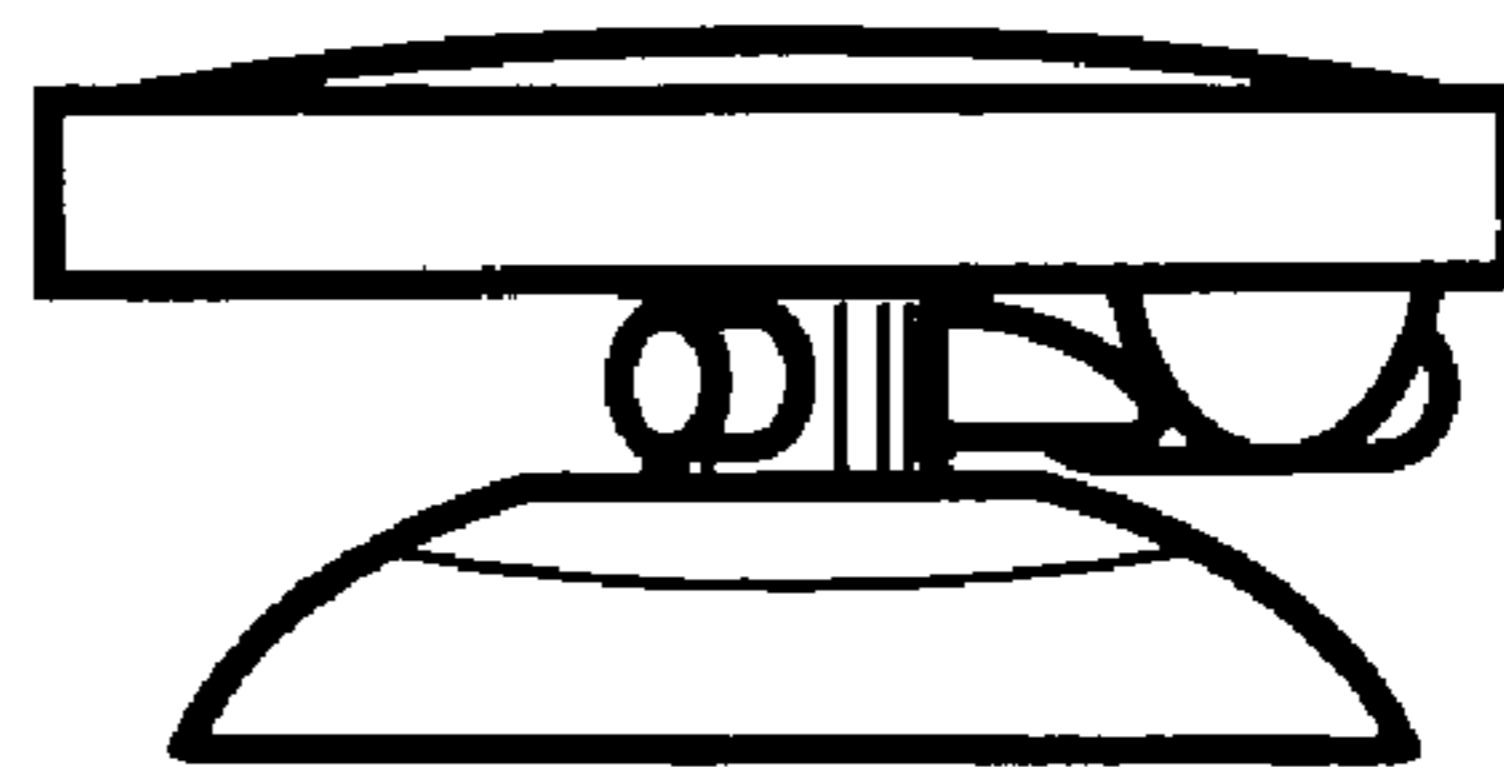


Fig. 8