

US00D647440S

(12) **United States Design Patent**  
**Murakawa et al.**

(10) **Patent No.:** **US D647,440 S**

(45) **Date of Patent:** **\*\* Oct. 25, 2011**

(54) **FRONT BUMPER FOR AN AUTOMOBILE**

(75) Inventors: **Atsushi Murakawa**, Saitama (JP);  
**Katsunori Ogawa**, Saitama (JP)

(73) Assignee: **Honda Motor Co., Ltd.**, Tokyo (JP)

(\*\*) Term: **14 Years**

(21) Appl. No.: **29/391,736**

(22) Filed: **May 12, 2011**

(30) **Foreign Application Priority Data**

Nov. 15, 2010 (JP) ..... 2010-027406

(51) **LOC (9) Cl.** ..... **12-16**

(52) **U.S. Cl.** ..... **D12/169**

(58) **Field of Classification Search** ..... D12/169,  
D12/196, 171, 216, 163, 86, 90-92; 293/102,  
293/113, 115, 117, 120; 296/180.1, 180.2  
See application file for complete search history.

(56) **References Cited**

U.S. PATENT DOCUMENTS

D617,700 S \* 6/2010 Nishio ..... D12/169

D622,193 S \* 8/2010 Koyama ..... D12/169  
D637,533 S \* 5/2011 Miyazawa et al. .... D12/169  
D637,534 S \* 5/2011 Miyazawa et al. .... D12/169

\* cited by examiner

*Primary Examiner* — Melody N Brown

(74) *Attorney, Agent, or Firm* — Westerman, Hattori,  
Daniels & Adrian, LLP

(57) **CLAIM**

The ornamental design for, A front bumper for an automobile,  
as shown and described.

**DESCRIPTION**

FIG. 1 is a perspective view of A front bumper for an auto-  
mobile, showing our new design;  
FIG. 2 is a front elevation view thereof;  
FIG. 3 is a top plan view thereof;  
FIG. 4 is a right side elevation view thereof; and,  
FIG. 5 is a left side elevation view thereof.  
The broken lines are for illustrative purposes only and form  
no part of the claimed design.

**1 Claim, 4 Drawing Sheets**

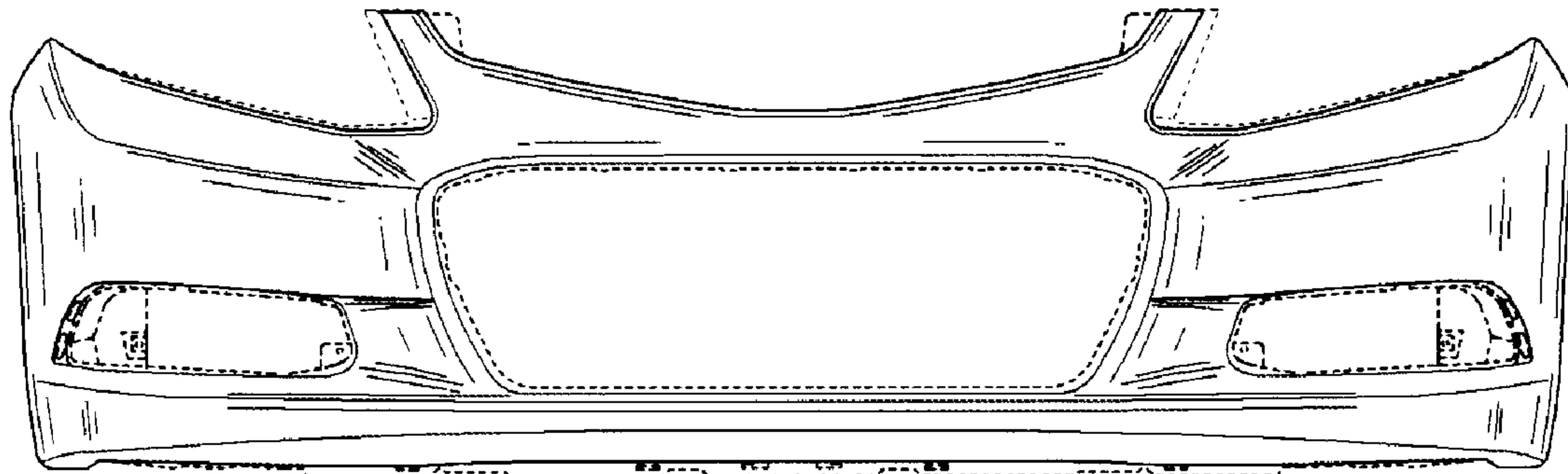
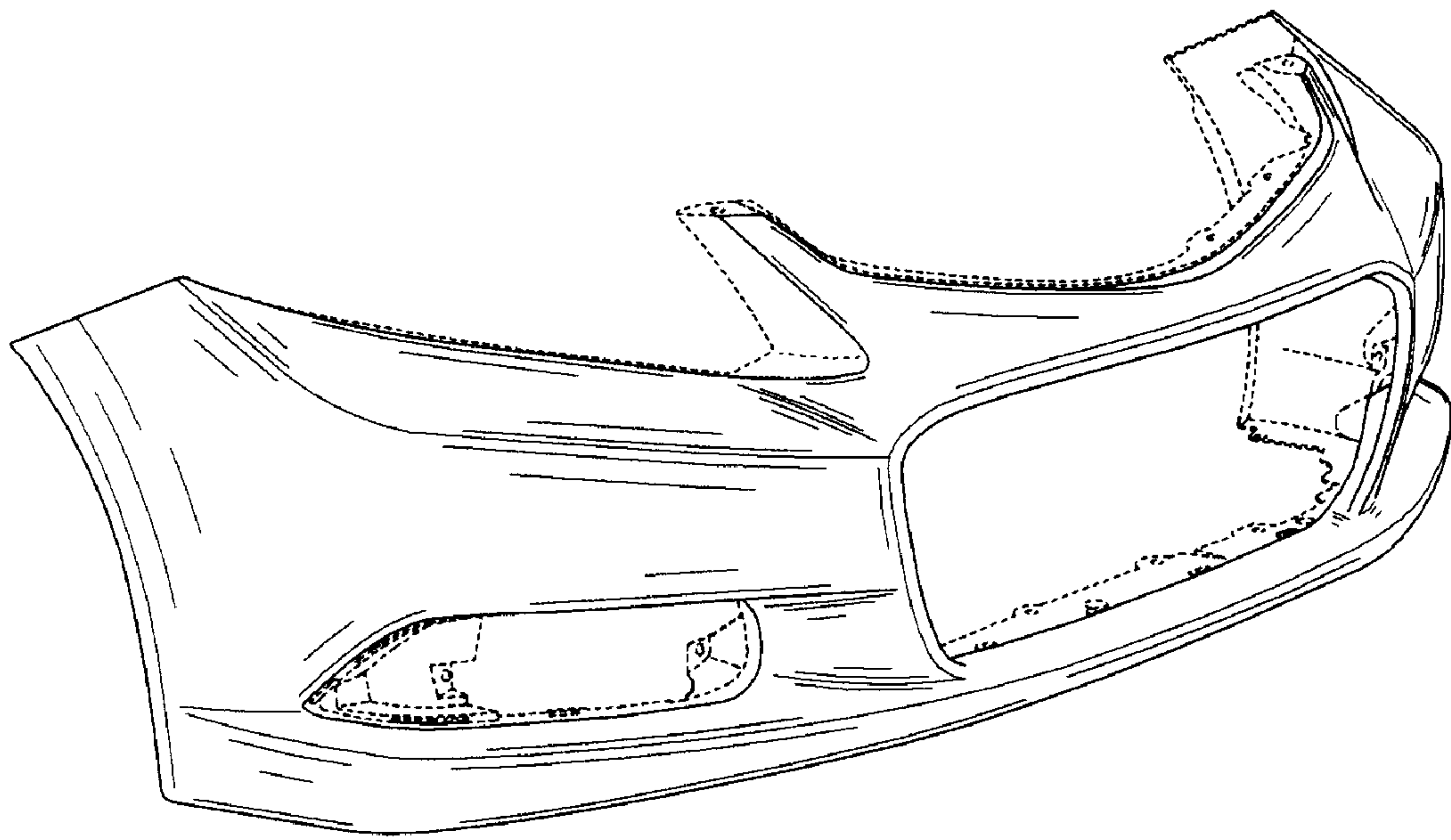


FIG. 1



F I G. 2

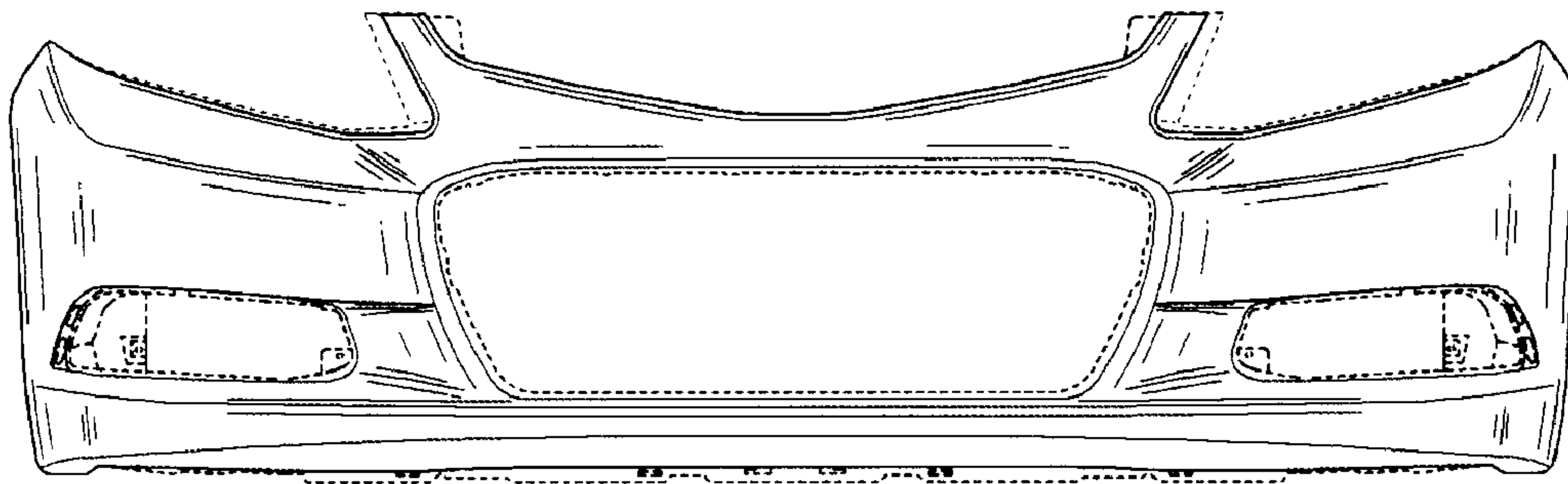
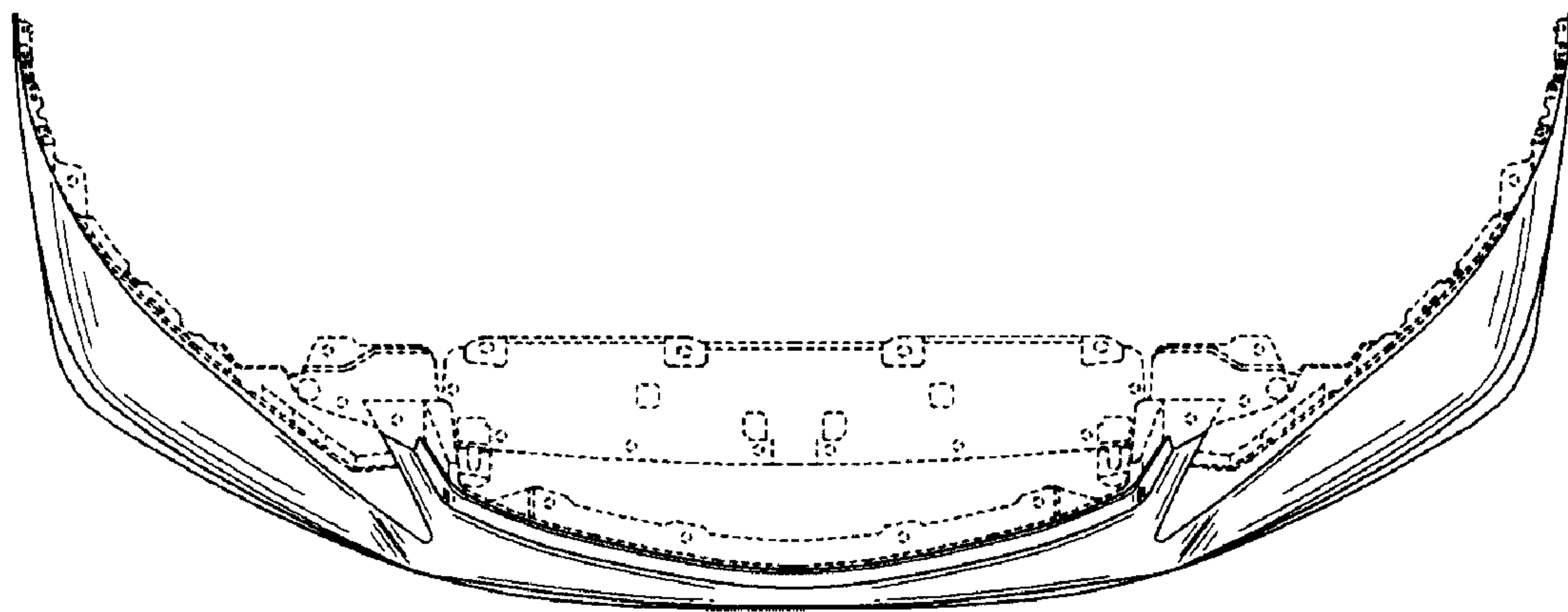
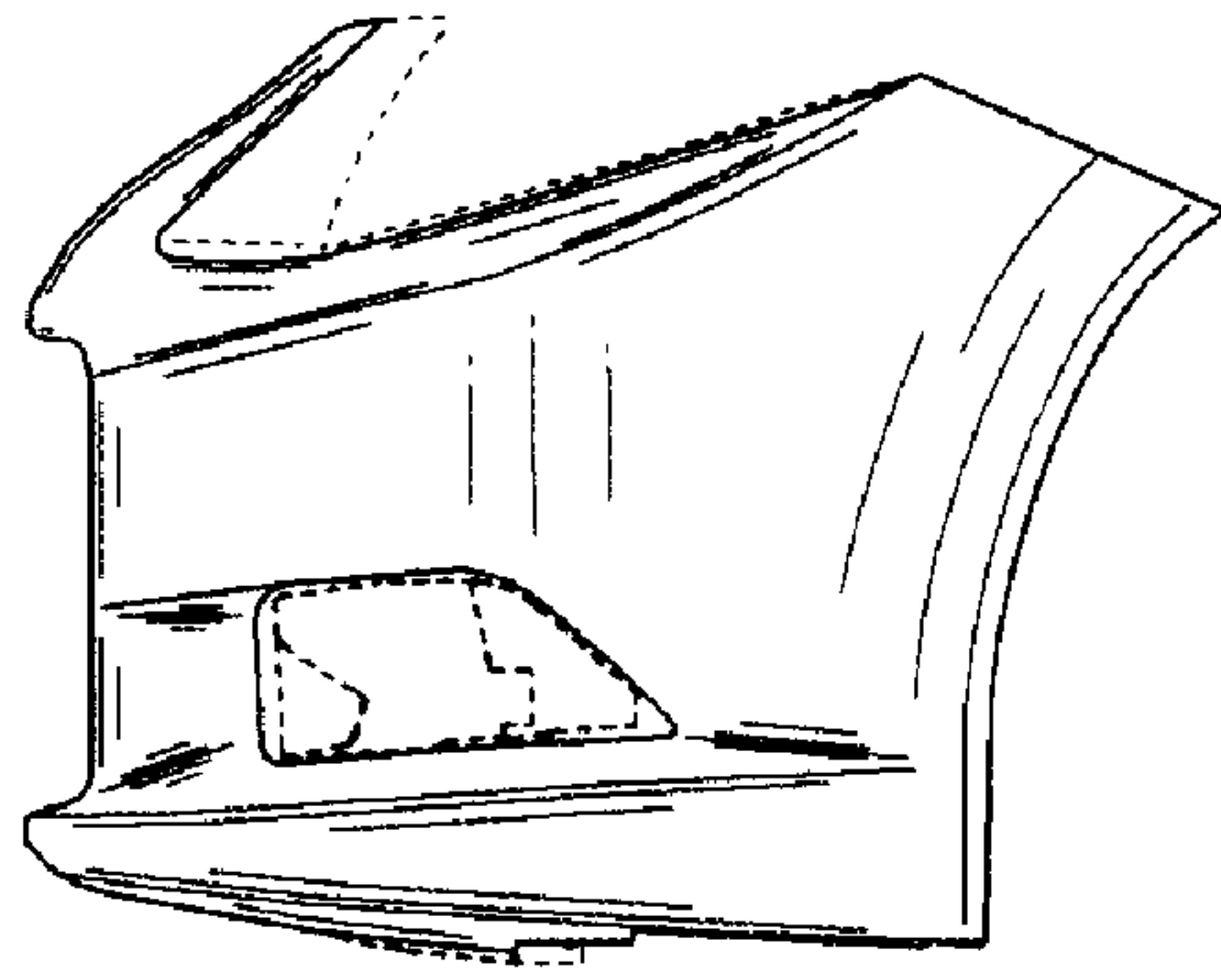


FIG. 3



F I G. 4



F I G. 5

