



US00D647434S

(12) **United States Design Patent**  
**Chambers et al.**

(10) **Patent No.:** **US D647,434 S**

(45) **Date of Patent:** **\*\* Oct. 25, 2011**

(54) **HANDLEBAR MOUNT FOR A MOTORCYCLE METER**

(75) Inventors: **Benjamin T. Chambers**, Battle Ground, WA (US); **Robert E. Tischendorf**, Battle Ground, WA (US); **Geoffrey Wotton**, Battle Ground, WA (US)

(73) Assignee: **Trail Tech, Inc.**, Battle Ground, WA (US)

(\*\*) Term: **14 Years**

(21) Appl. No.: **29/377,044**

(22) Filed: **Oct. 15, 2010**

(51) **LOC (9) Cl.** ..... **12-11**

(52) **U.S. Cl.** ..... **D12/114; D12/192**

(58) **Field of Classification Search** ..... D12/114, D12/192, 110, 126; 180/219, 220, 90; 296/70, 296/72; 116/62.1, 62.4, 300; 73/493; D10/98  
See application file for complete search history.

(56) **References Cited**

**U.S. PATENT DOCUMENTS**

D396,835 S *	8/1998	Roddy	.....	D12/178
D453,715 S *	2/2002	Nakazawa et al.	.....	D12/114
D461,437 S *	8/2002	Hofmann et al.	.....	D12/192
D472,862 S *	4/2003	Arai	.....	D12/192
6,585,067 B2 *	7/2003	Tsuji	.....	180/90
D497,336 S *	10/2004	James	.....	D12/192
D562,735 S *	2/2008	Morse	.....	D12/114
7,677,771 B2 *	3/2010	Yamamoto et al.	.....	362/474
D628,130 S *	11/2010	Miyamishi	.....	D12/192

**OTHER PUBLICATIONS**

J & P Cycles® Keeping the World on 2 Wheels® 2008 Metric Cruiser Catalog. Lightning Performance Electronic Bar-Mount Tachometers on p. 94.\*

\* cited by examiner

*Primary Examiner* — Susan M Lee

*Assistant Examiner* — Linda G. Brooks

(74) *Attorney, Agent, or Firm* — Hancock Hughey LLP

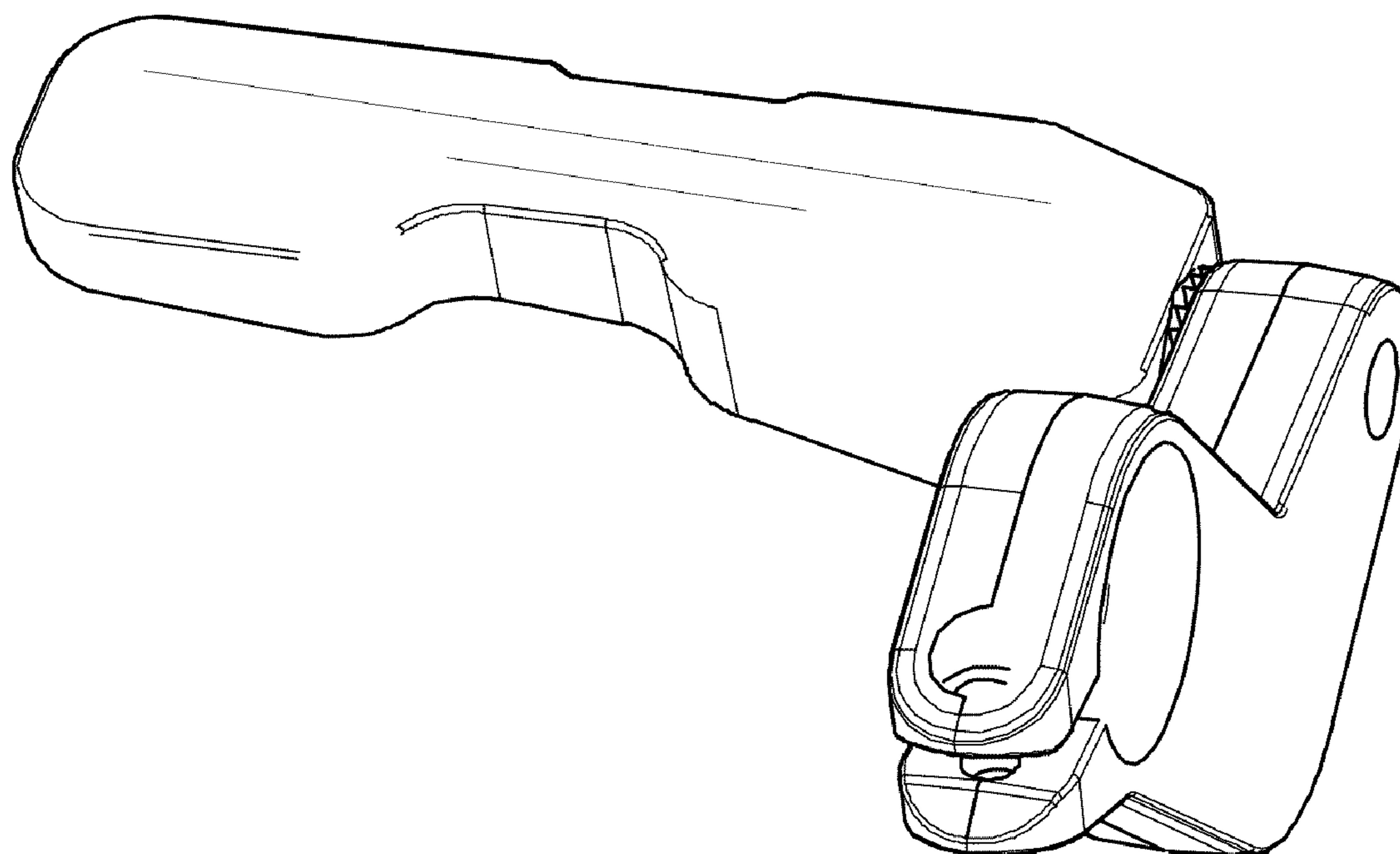
(57) **CLAIM**

The ornamental design for a handlebar mount for a motorcycle meter, as shown and described.

**DESCRIPTION**

FIG. 1 is a perspective view of a handlebar mount for a motorcycle meter showing our new design; FIG. 2 is a front view thereof; FIG. 3 is a left side view thereof; FIG. 4 is a right side view thereof; FIG. 5 is a top view thereof; FIG. 6 is a bottom view thereof; FIG. 7 is a back view thereof; and, FIG. 8 is another perspective view wherein the broken lines show a handlebar and meter to which the mount is connected. The broken-line components are shown for the purpose of illustrating environmental structure and form no part of the claimed design.

**1 Claim, 2 Drawing Sheets**



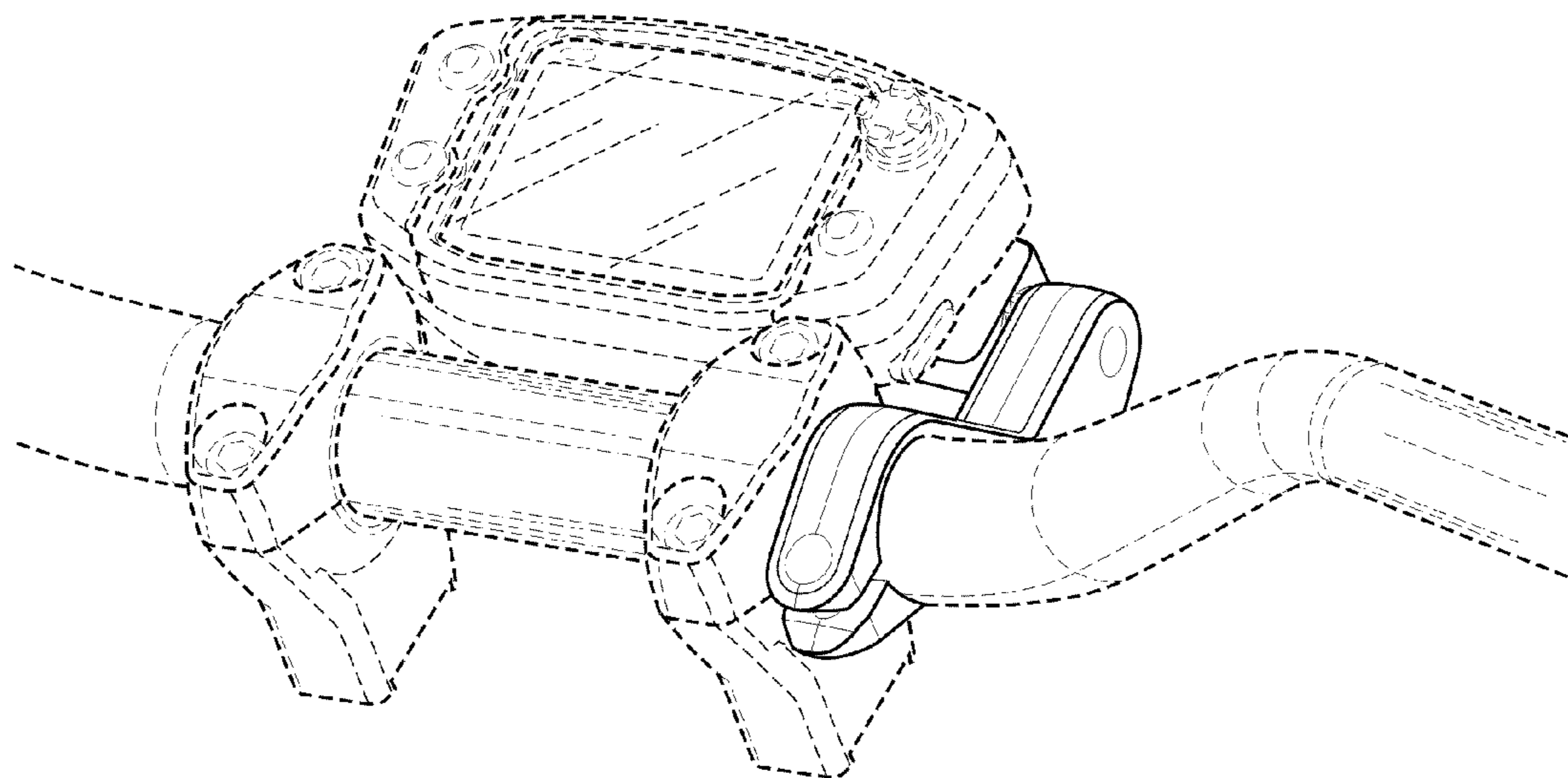


FIG. 8

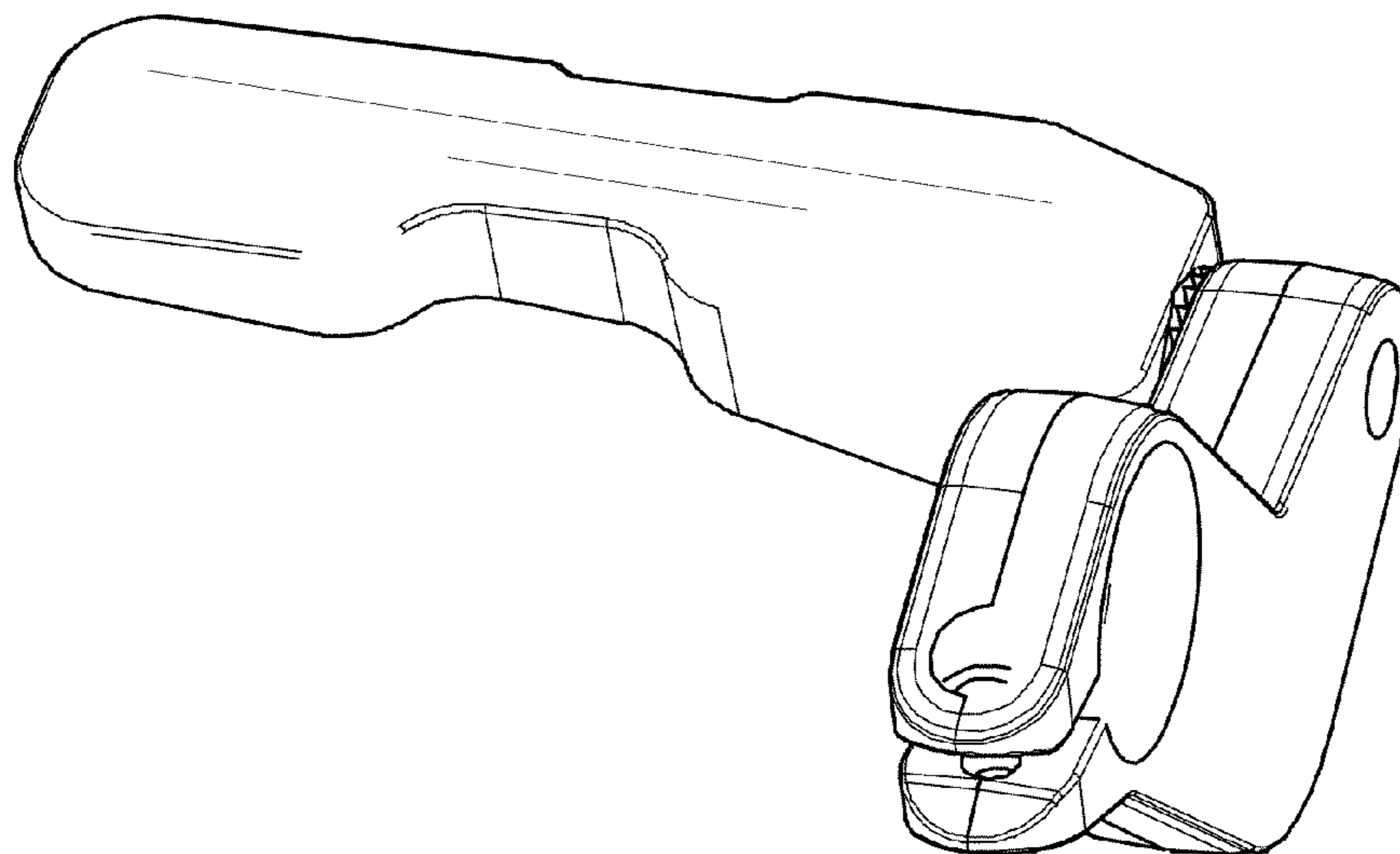


FIG. 1

