

US00D647417S

(12) **United States Design Patent**
Kim et al.

(10) **Patent No.:** **US D647,417 S**

(45) **Date of Patent:** **** Oct. 25, 2011**

(54) **REFLECTOR**

(75) Inventors: **Eunhwa Kim**, Seoul (KR); **Sungho Hong**, Seoul (KR)

(73) Assignee: **LG Innotek Co., Ltd.**, Seoul (KR)

(**) Term: **14 Years**

(21) Appl. No.: **29/391,155**

(22) Filed: **May 4, 2011**

(30) **Foreign Application Priority Data**

Nov. 19, 2010 (KR) 30-2010-0050041

(51) **LOC (9) Cl.** **10-05**

(52) **U.S. Cl.** **D10/111; D26/118**

(58) **Field of Classification Search** D10/109.1,
D10/111; D26/113, 118-124; 362/341,
362/346-350, 327, 328

See application file for complete search history.

(56) **References Cited**

U.S. PATENT DOCUMENTS

1,120,963 A * 12/1914 Mygatt 362/340
D138,326 S * 7/1944 Rambusch D12/317
D281,355 S * 11/1985 Fraley et al. D26/2

D463,590 S * 9/2002 Huang D26/36
6,603,243 B2 * 8/2003 Parkyn et al. 313/113
D556,364 S * 11/2007 McDowell D26/118
7,445,363 B2 * 11/2008 Vanden Eynden 362/346
D608,492 S * 1/2010 Zaderej et al. D26/123
D621,993 S * 8/2010 Jong D26/118
D622,440 S * 8/2010 Briese D26/118

* cited by examiner

Primary Examiner — Caron D Veynar

Assistant Examiner — George D Kirschbaum

(74) *Attorney, Agent, or Firm* — Lowe Hauptman Ham & Berner LLP

(57) **CLAIM**

The ornamental design for a reflector, as shown and described.

DESCRIPTION

FIG. 1 is a perspective view of a reflector showing my/our new design;
FIG. 2 is a front elevational view thereof, a rear elevational view, a left side elevational view and a right side elevational view being identical;
FIG. 3 is a top plan view thereof;
FIG. 4 is a bottom plan view thereof; and,
FIG. 5 is a cross-sectional view taken along line 5-5 of FIG. 3.

1 Claim, 3 Drawing Sheets

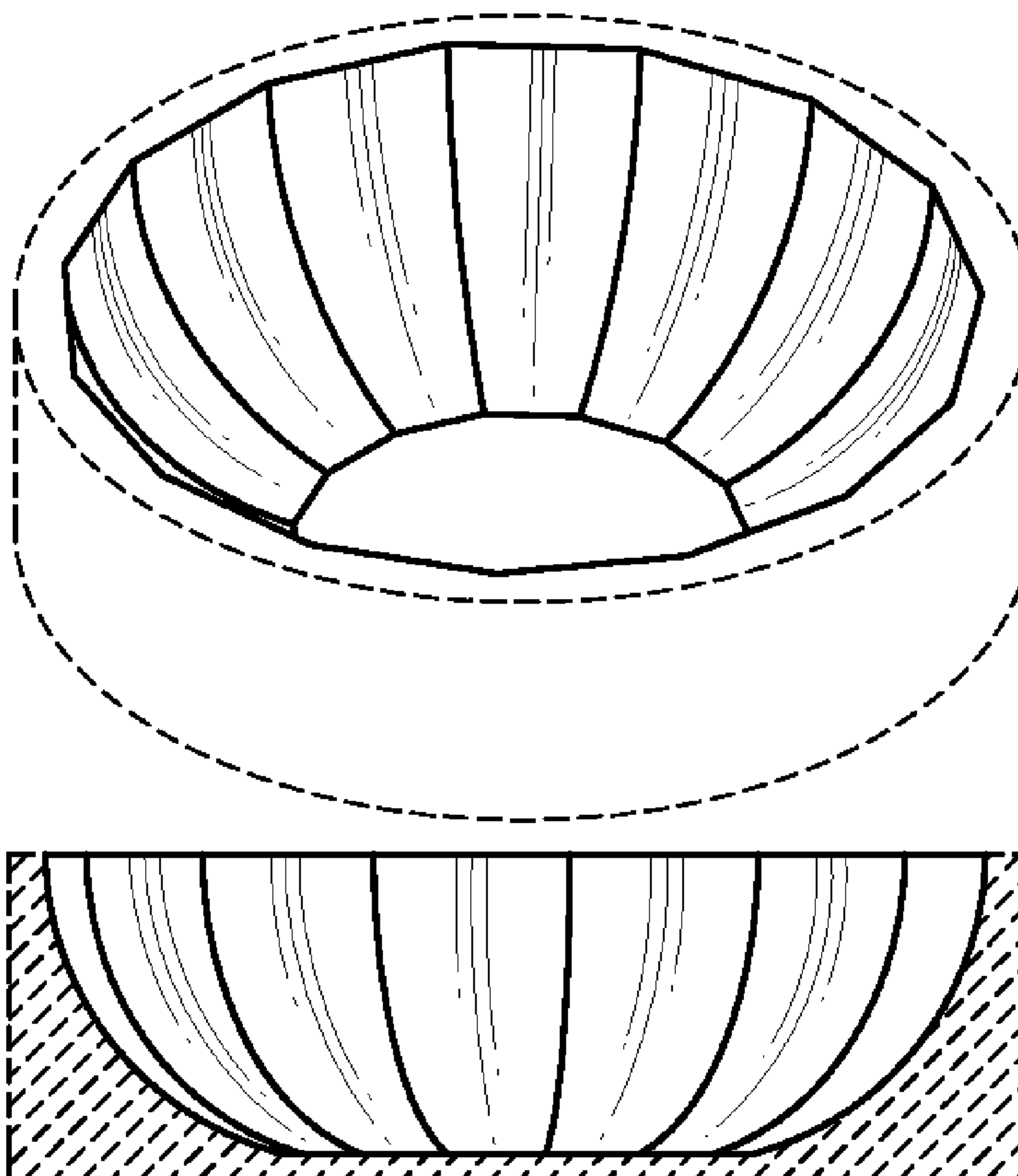


FIG. 1

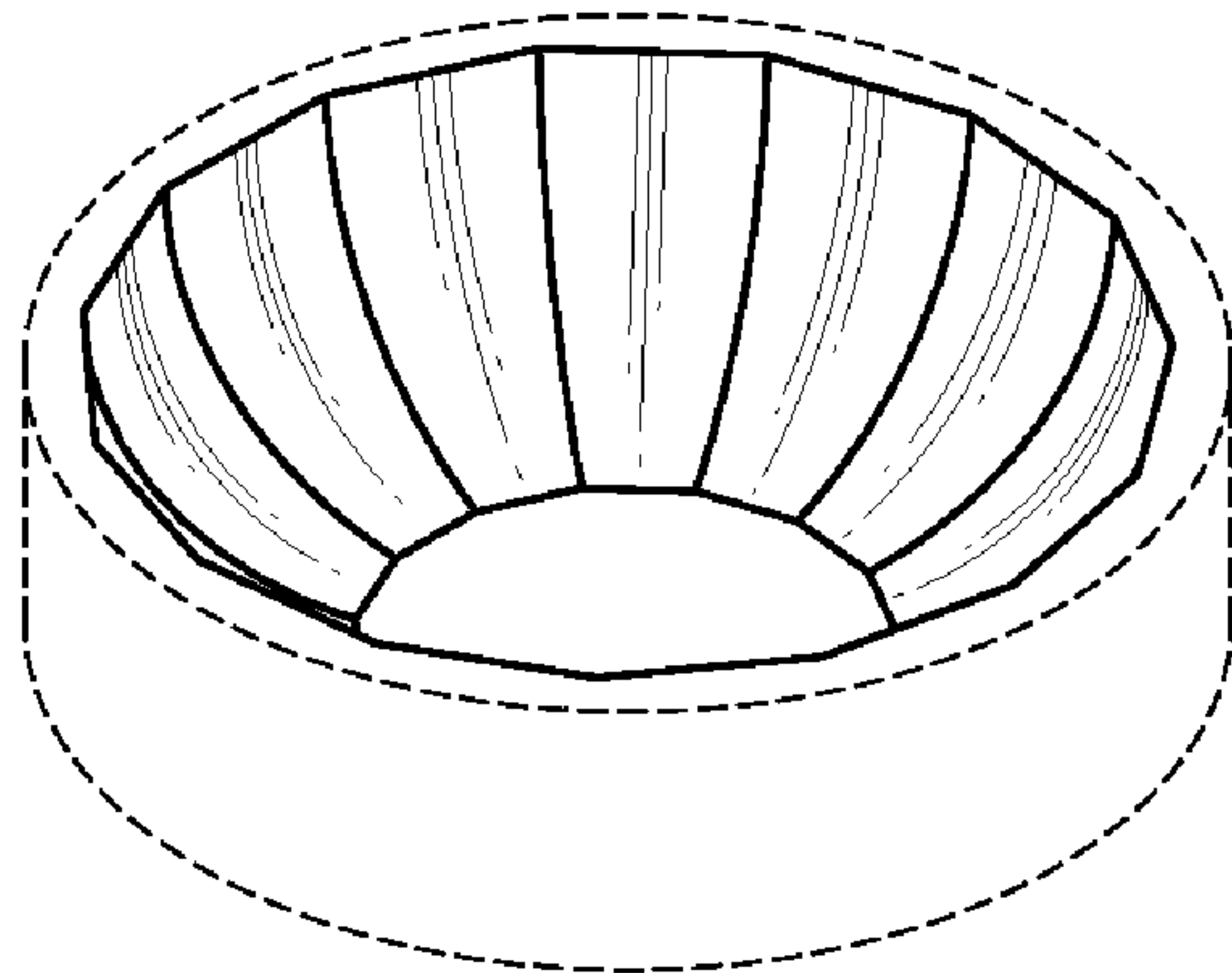


FIG. 2



FIG. 3

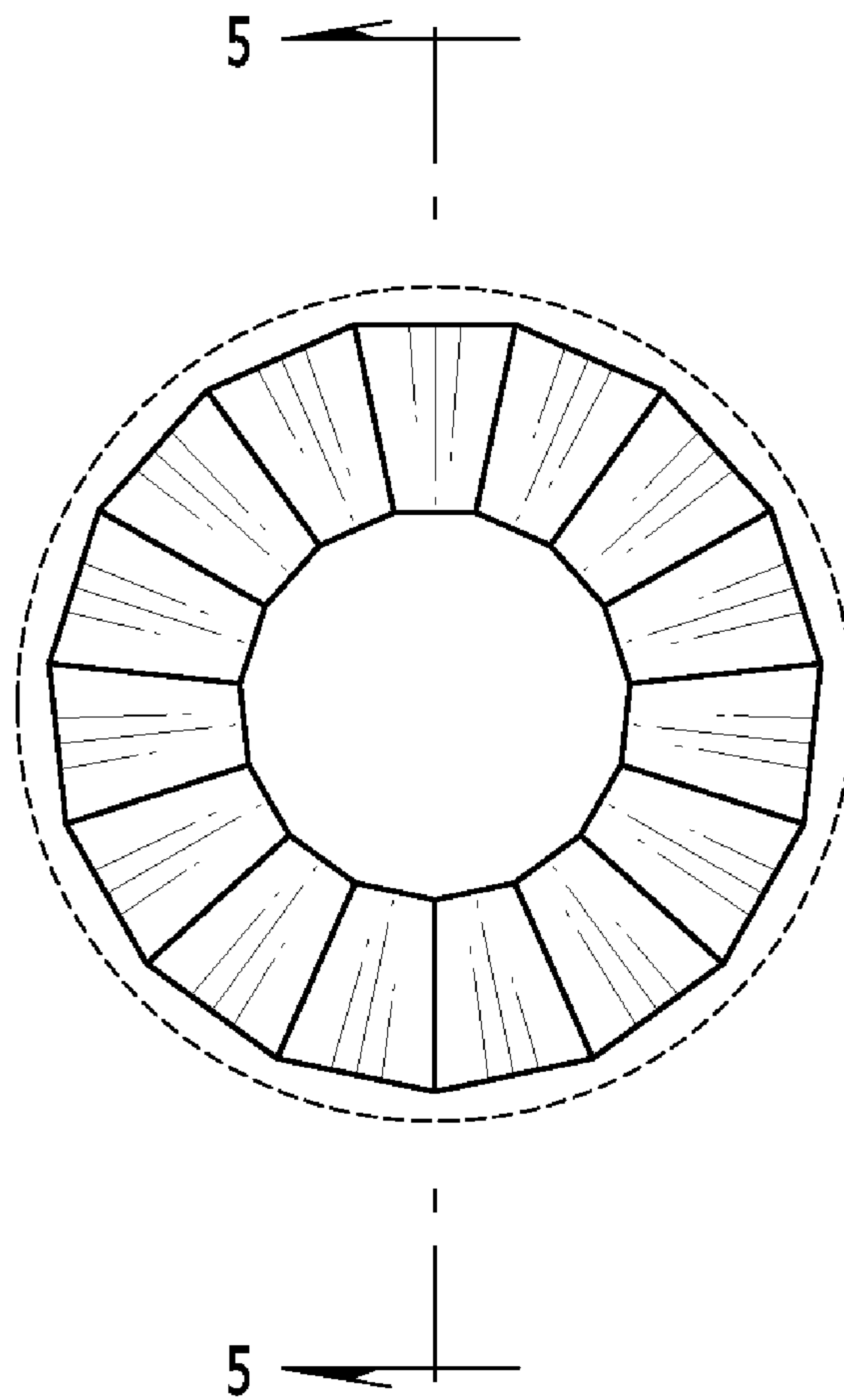


FIG. 4




FIG. 5

