



US00D647407S

(12) **United States Design Patent**
Toh et al.

(10) **Patent No.:** **US D647,407 S**
(45) **Date of Patent:** **** Oct. 25, 2011**

(54) **CONTAINER**

(75) Inventors: **Kiat-Cheong Toh**, Forest Hills, NY (US); **Simon Nicholas Dutton**, New York, NY (US)

(73) Assignee: **Colgate-Palmolive Company**, New York, NY (US)

(**) Term: **14 Years**

(21) Appl. No.: **29/378,550**

(22) Filed: **Nov. 5, 2010**

(51) **LOC (9) Cl.** **09-01**

(52) **U.S. Cl.** **D9/688**

(58) **Field of Classification Search** D9/682-694,
D9/500-505, 516-575, 434-454; 222/129,
222/135, 153.01, 153.03, 153.04, 153.09,
222/153.11-153.14, 182, 631, 635, 209,
222/211-213, 215, 321.7-321.9, 372, 373,
222/378, 379, 383.1, 384-386, 398, 400.7,
222/400.8, 401, 402.1-402.25

See application file for complete search history.

(56) **References Cited**

U.S. PATENT DOCUMENTS

D94,069 S	12/1934	Brenner	
D169,984 S	7/1953	Miller	
D195,701 S	7/1963	Chermayeff	
D203,711 S *	2/1966	Seaquist	D9/448
D205,552 S	8/1966	Mayers	
D210,574 S *	3/1968	Abplanalp et al.	D9/448
D219,333 S	12/1970	Doblin	
D220,941 S	6/1971	Usen	
D228,229 S	8/1973	Mascia	
D228,879 S	10/1973	Plummer	
D236,084 S *	7/1975	Petterson	D9/688
D294,007 S	2/1988	Mathias	
D306,969 S	4/1990	Alberghini et al.	
D308,474 S	6/1990	Seager	
D315,292 S	3/1991	Seager	

D317,253 S	6/1991	Seager
D324,339 S	3/1992	Yeazell et al.
D324,491 S	3/1992	Ball
D335,817 S	5/1993	Greubel
D336,606 S	6/1993	Kravetz et al.
D375,684 S	11/1996	Hope
D381,271 S	7/1997	Paoloski
D388,319 S	12/1997	Lamb
D391,161 S	2/1998	Lauth
D392,190 S	3/1998	Nash et al.

(Continued)

FOREIGN PATENT DOCUMENTS

CN 03357855.9 8/2003

(Continued)

OTHER PUBLICATIONS

Designing Your Shape Advertisement, Apr. 16, 2006, Alentuy.

Primary Examiner — Catherine Tuttle

(74) *Attorney, Agent, or Firm* — Judy W. Chung

(57) **CLAIM**

The ornamental design for a container, as shown and described.

DESCRIPTION

FIG. 1 is a front perspective view of a container showing our new design;

FIG. 2 is a rear perspective view thereof;

FIG. 3 is a front view thereof;

FIG. 4 is a rear view thereof;

FIG. 5 is a left side view thereof;

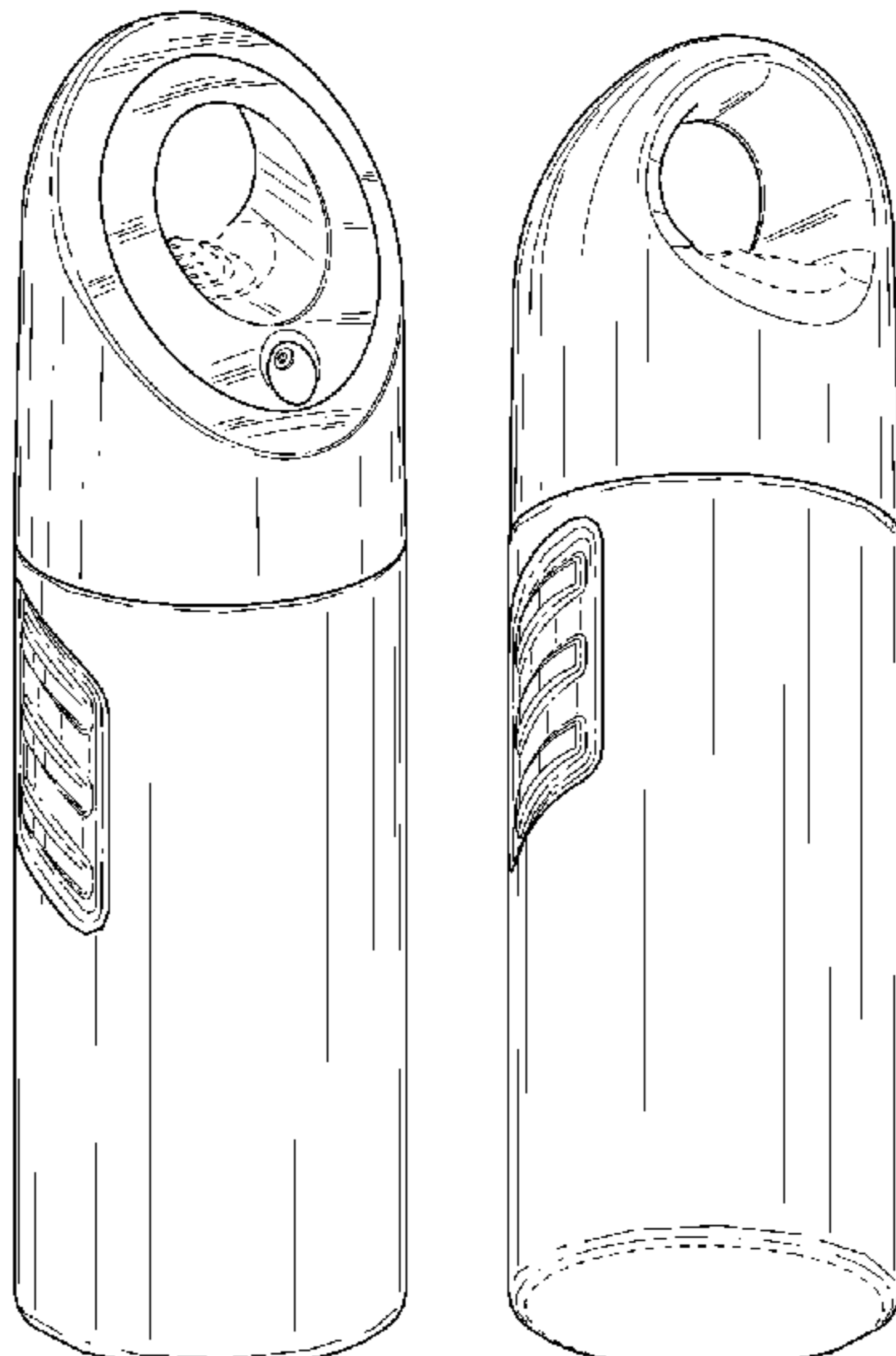
FIG. 6 is a right side view thereof;

FIG. 7 is a top view thereof; and,

FIG. 8 is a bottom view thereof.

The broken lines are included for the purpose of illustrating a portion of the container that forms no part of the claimed design.

1 Claim, 4 Drawing Sheets



US D647,407 S

Page 2

U.S. PATENT DOCUMENTS

D422,902	S	4/2000	Kikuchi	
D423,922	S	5/2000	Ohchi et al.	
D424,444	S	5/2000	Lefebvre	
D426,773	S	6/2000	Warner et al.	
D428,813	S	8/2000	Haley	
6,129,247	A	10/2000	Thomas et al.	
D437,548	S	2/2001	Desgrippes et al.	
D445,177	S	7/2001	Cogger	
D447,693	S	9/2001	Warner et al.	
D449,978	S *	11/2001	Viellard	D9/687
6,318,583	B1	11/2001	Owens	
D451,807	S	12/2001	Goettner	
D452,954	S	1/2002	Westphal	
D455,647	S	4/2002	Cummings	
D455,648	S	4/2002	Cummings	
6,415,992	B1	7/2002	Blondeel et al.	
D463,284	S	9/2002	Poisson et al.	
D466,411	S	12/2002	Cummings	
6,510,967	B1	1/2003	DeSimone	
D470,772	S	2/2003	Egger	
RE38,207	E	8/2003	Benoist	
D480,005	S	9/2003	Conway	
D482,620	S	11/2003	Kleckauskas et al.	
D486,387	S *	2/2004	Lee et al.	D9/682
D489,970	S	5/2004	Nelson et al.	
D489,988	S	5/2004	Ogata et al.	
D490,699	S	6/2004	Nelson et al.	
D492,193	S	6/2004	Miller et al.	
D492,599	S	7/2004	Enoki et al.	
D498,670	S	11/2004	Cummings et al.	
D499,336	S	12/2004	Flecheux	
D501,792	S	2/2005	Priestman	
D507,493	S	7/2005	Nelson et al.	
D507,753	S	7/2005	Lamb et al.	
D508,209	S	8/2005	Lamb et al.	
D508,405	S	8/2005	Lamb et al.	
D508,411	S	8/2005	Lamb et al.	
D510,030	S	9/2005	Storz et al.	
D510,267	S *	10/2005	Miller et al.	D9/448
D511,302	S	11/2005	Lamb et al.	
D514,944	S	2/2006	Lamb et al.	
D521,392	S	5/2006	Christ et al.	
D525,133	S *	7/2006	Zeh et al.	D9/516
D529,822	S	10/2006	Munn	
D536,255	S	2/2007	Corbett et al.	

D538,678	S	3/2007	Cummings et al.	
D540,185	S	4/2007	Cummings et al.	
D540,194	S	4/2007	Cummings	
D554,512	S	11/2007	Nukuto et al.	
D554,999	S	11/2007	Nukuto et al.	
D575,157	S *	8/2008	Jaketic	D9/516
D580,776	S	11/2008	Claughton et al.	
D581,270	S	11/2008	Gonzalez et al.	
D591,612	S	5/2009	Ames et al.	
D593,412	S	6/2009	Gonzalez et al.	
D604,640	S	11/2009	Renz et al.	
D604,641	S	11/2009	Renz et al.	
D605,517	S	12/2009	Caldwell	
2009/0297460	A1 *	12/2009	Lamb et al.	424/57

FOREIGN PATENT DOCUMENTS

CN	200730112131.X	3/2007
EM	D000054465-0006	7/2003
EM	D000078977-0004	1/2004
EM	D000078977-0013	1/2004
EM	D000712831-0001	6/2007
EM	D000712831-0003	6/2007
EM	D000764832-0001	9/2007
EM	D000764832-0002	9/2007
EM	D000764832-0003	9/2007
EM	D000764832-0004	9/2007
EM	D001044648-0001	1/2009
EM	D001076640-0002	2/2009
EM	D001141162-0001	6/2009
EM	D001141162-0002	6/2009
EM	D001583154-0001	8/2009
EM	D001583154-0002	8/2009
EM	D001596255-0001	8/2009
EM	D001596255-0002	8/2009
EM	D001596255-0003	8/2009
EM	D001596255-0004	8/2009
EM	D001657388-0001	1/2010
EM	D001657388-0002	1/2010
EM	D001657388-0003	1/2010
EM	D001657388-0004	1/2010
GB	D2086810	4/2000
GB	D3006772	10/2002
GB	D4009635	3/2009
WO	DM057837	12/2001
WO	DM064600	12/2003

* cited by examiner

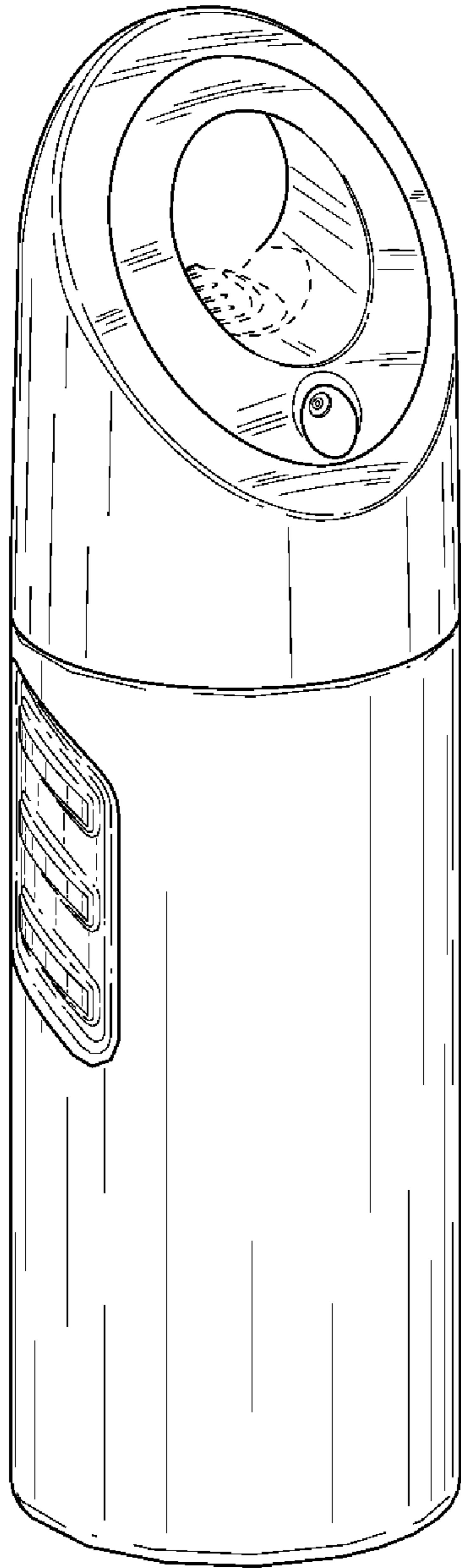


FIG. 1




FIG. 2

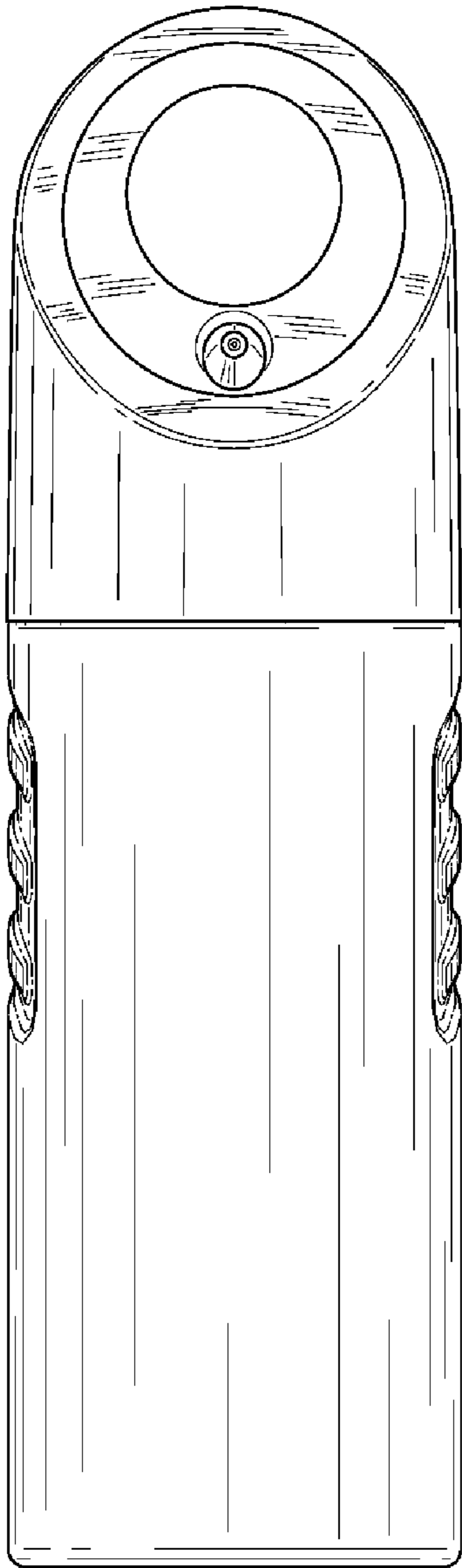


FIG. 3



FIG. 4

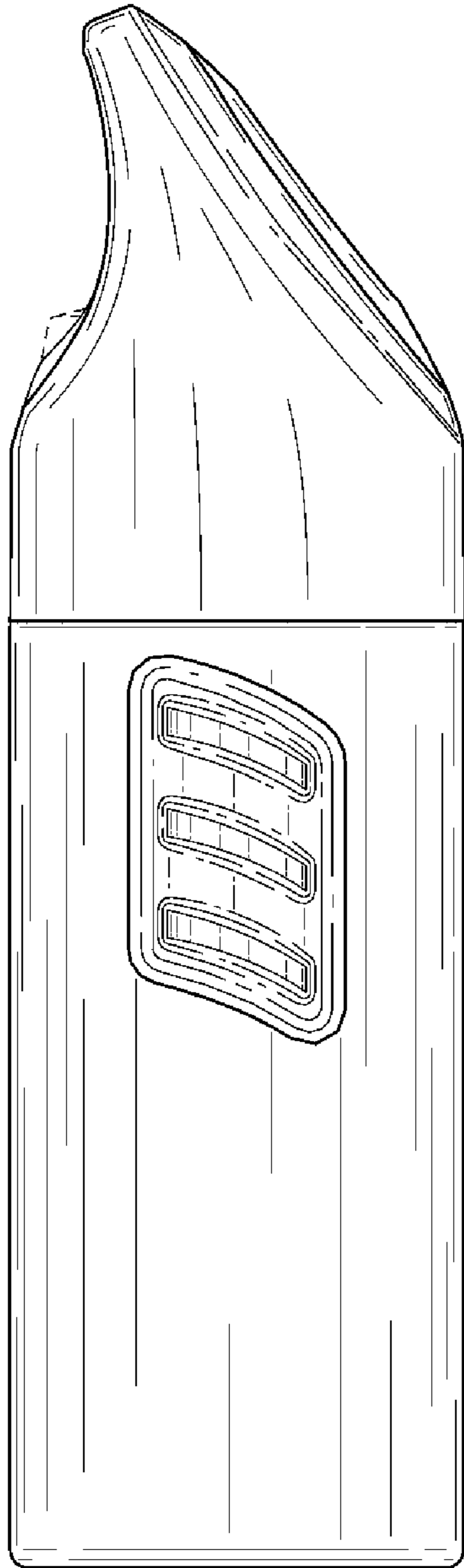


FIG. 5

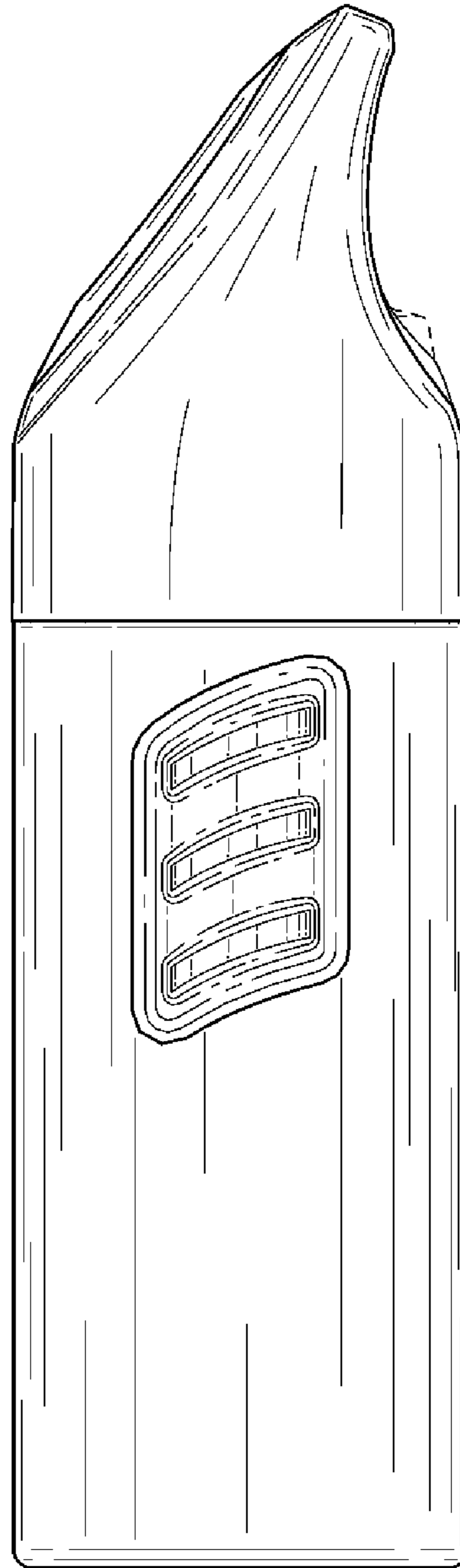


FIG. 6

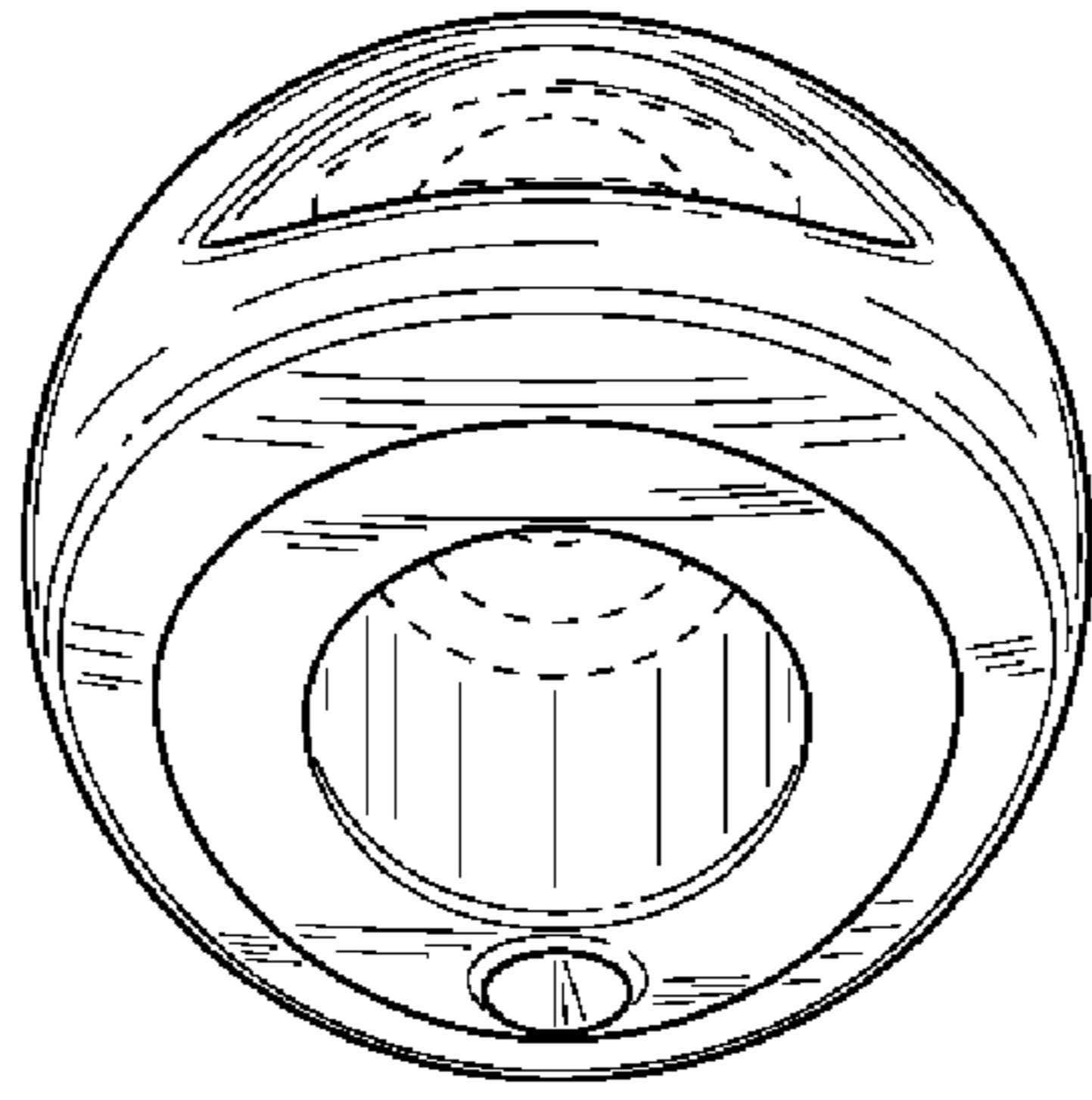


FIG. 7

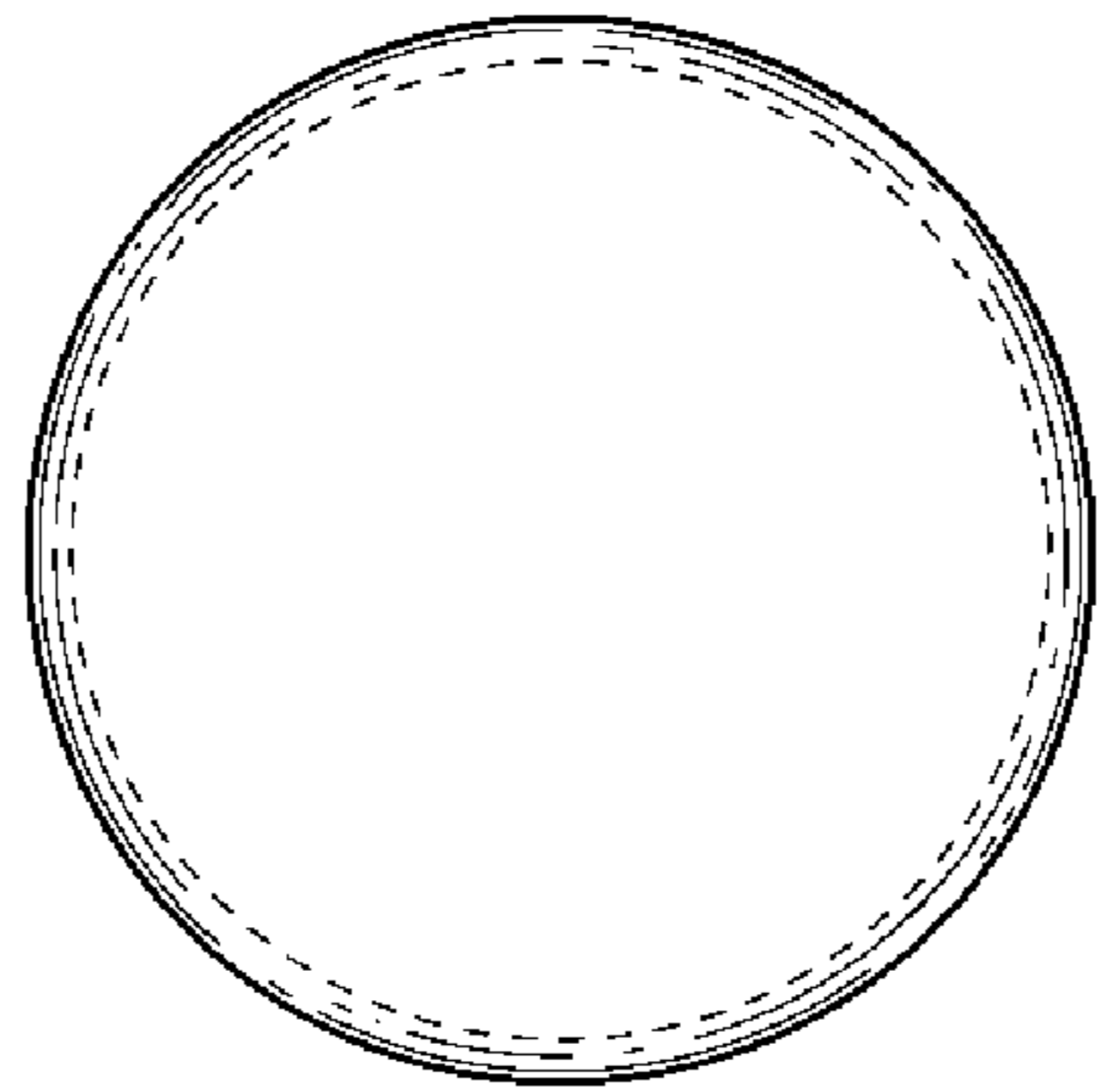


FIG. 8