



US00D647390S

(12) **United States Design Patent**
Goodman et al.

(10) **Patent No.:** **US D647,390 S**

(45) **Date of Patent:** **** Oct. 25, 2011**

(54) **HOOK RACK**

D629,675 S * 12/2010 Goodman et al. D8/367

* cited by examiner

(75) Inventors: **Sheldon H. Goodman**, Solon, OH (US);
Omer I. Sazir, Cleveland, OH (US)

Primary Examiner — Holly Baynham

(73) Assignee: **Spectrum Diversified Designs, Inc.**,
Streetsboro, OH (US)

(74) *Attorney, Agent, or Firm* — Pearne & Gordon LLP

(**) Term: **14 Years**

(57) **CLAIM**

The ornamental design for a hook rack, as shown and described.

(21) Appl. No.: **29/368,066**

DESCRIPTION

(22) Filed: **Aug. 18, 2010**

(51) **LOC (9) Cl.** **08-05**

(52) **U.S. Cl.** **D8/372**

(58) **Field of Classification Search** D8/367,
D8/372; 248/301–304; 211/87.1

See application file for complete search history.

FIG. 1 is a perspective view of a hook rack showing our new design;

FIG. 2 is a top plan view thereof;

FIG. 3 is a front elevational view thereof;

FIG. 4 is a right side elevational view thereof, the left side elevational view being a mirror image;

FIG. 5 is a rear elevational view thereof; and,

FIG. 6 is a bottom plan view thereof.


The broken lines showing portions of the hook rack for the purposes of illustrating environment and forms no part of the claimed design.

(56) **References Cited**

U.S. PATENT DOCUMENTS

D430,791 S	*	9/2000	Henry et al.	D8/367
D489,248 S	*	5/2004	Hood	D8/367
D623,047 S	*	9/2010	Driggers	D8/367

1 Claim, 2 Drawing Sheets



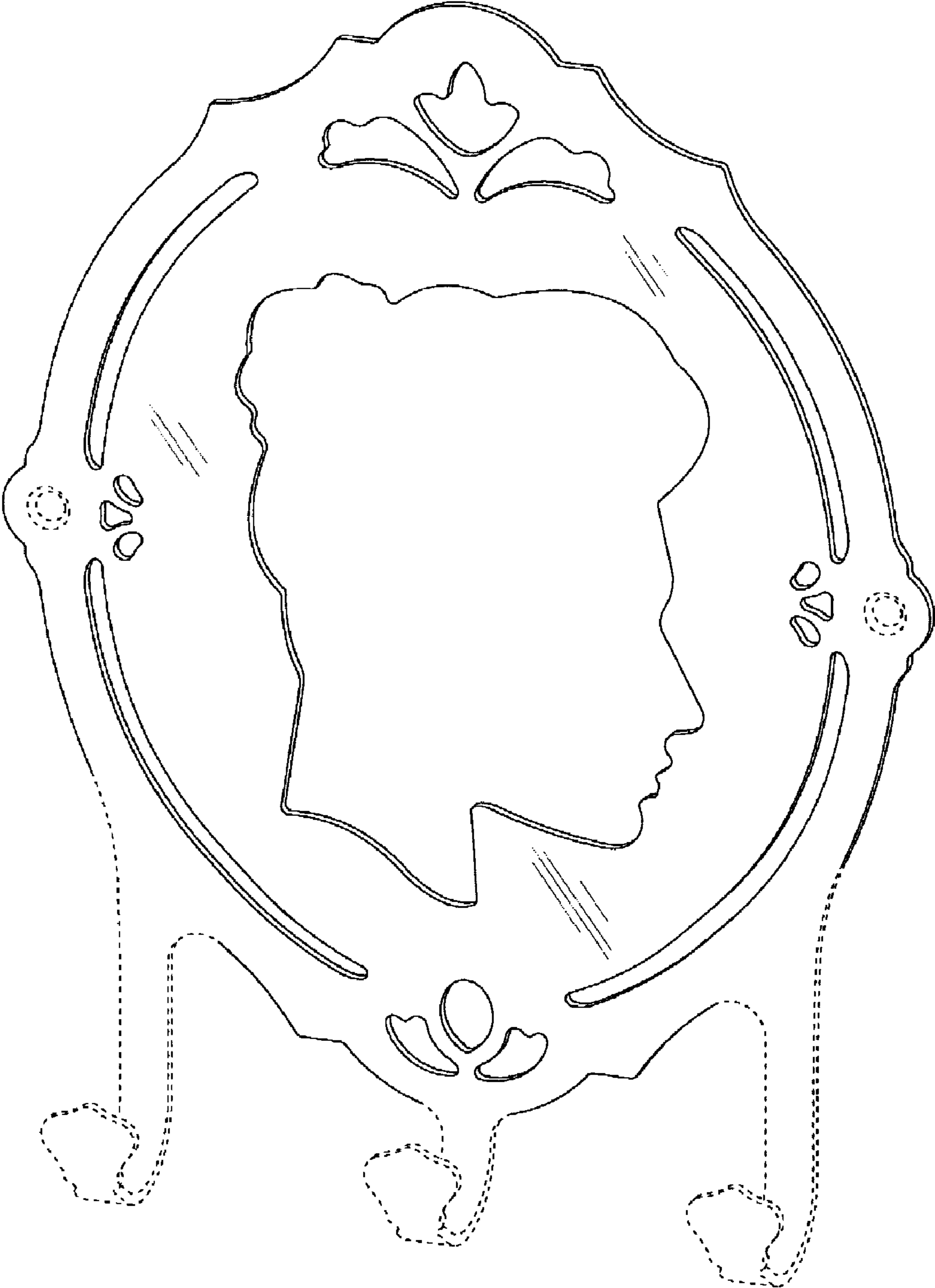


FIG. 1

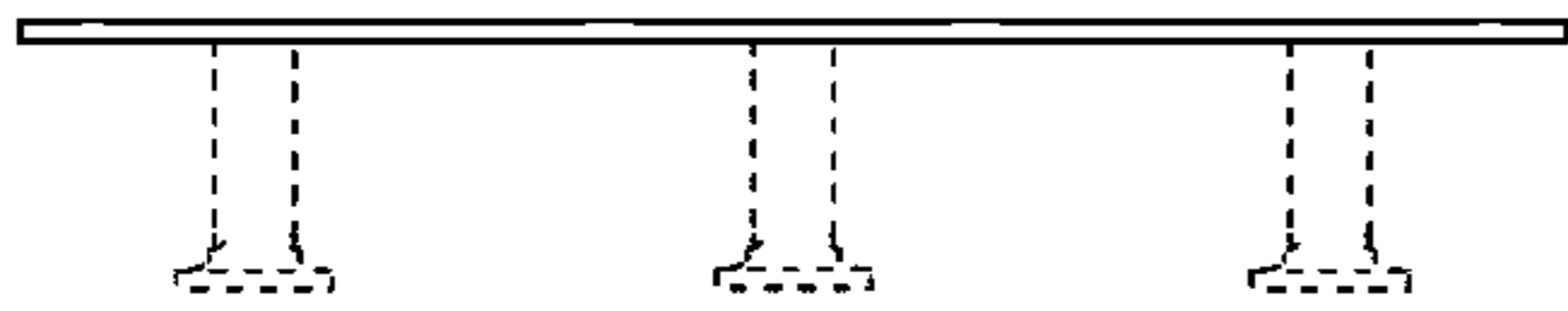


FIG. 2

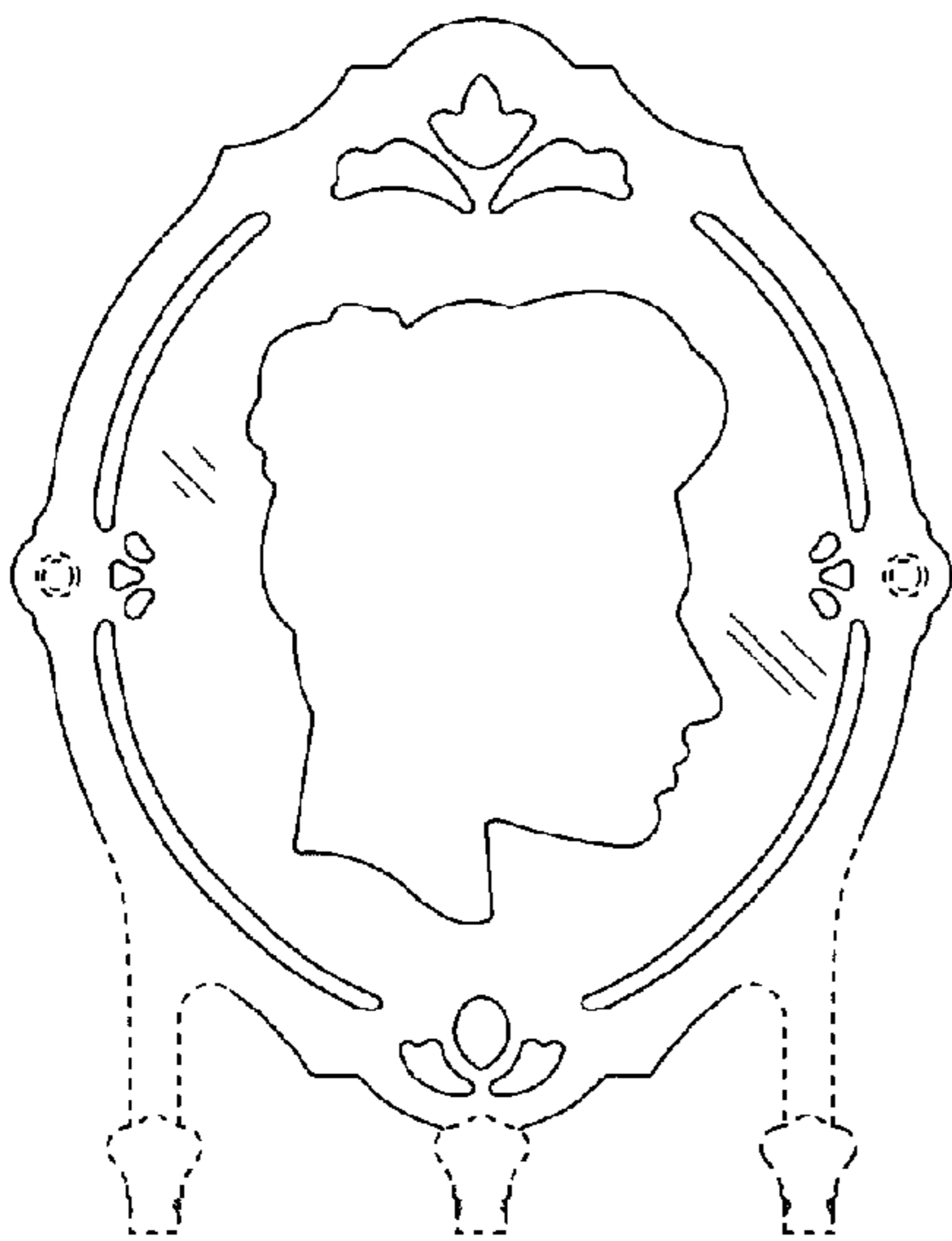


FIG. 3




FIG. 4




FIG. 5



FIG. 6