



US00D647383S

(12) **United States Design Patent**
Bishop et al.

(10) **Patent No.:** **US D647,383 S**

(45) **Date of Patent:** **** Oct. 25, 2011**

(54) **CABINET AND/OR DRAWER PULL**

(75) Inventors: **Ryan Bishop**, Roswell, GA (US);
Megan Roe, Roswell, GA (US); **Jason**
Begin, Roswell, GA (US)

(73) Assignee: **Newell Operating Company**, Atlanta,
GA (US)

(**) Term: **14 Years**

(21) Appl. No.: **29/377,155**

(22) Filed: **Oct. 18, 2010**

(51) **LOC (9) Cl.** **08-06**

(52) **U.S. Cl.** **D8/317**

(58) **Field of Classification Search** D8/300,
D8/313, 315, 316, 317, 318, 319, 320; 16/110.1,
16/412; 292/336.3; D6/549; 211/105.1
See application file for complete search history.

(56) **References Cited**

U.S. PATENT DOCUMENTS

D47,068 S	3/1915	Burns	
D68,530 S	* 10/1925	Gray	D8/316
D274,035 S	* 5/1984	Pawlow	D8/316
D297,505 S	* 9/1988	Mosch	D8/317
D319,772 S	* 9/1991	Mosch	D8/319
D355,837 S	2/1995	Chieda	
D361,495 S	* 8/1995	Warshawsky	D8/316
D450,999 S	* 11/2001	Dewald et al.	D8/317
D520,858 S	* 5/2006	Miller	D8/315
D542,116 S	5/2007	Ricereto et al.	
D542,119 S	* 5/2007	Ricereto	D8/317
D564,854 S	* 3/2008	Thompson	D8/300
D579,749 S	11/2008	Jou	
D580,252 S	11/2008	Hoernig	
D580,735 S	11/2008	Matijevic	
D580,736 S	11/2008	Matijevic	
D580,737 S	11/2008	Singtoroj	

D584,127 S	1/2009	Matijevic	
D587,556 S	3/2009	Marks	
D589,776 S	4/2009	Camp	
D590,693 S	* 4/2009	Bertani	D8/315
D592,483 S	5/2009	Ricereto	
D592,484 S	5/2009	Ricereto	
D600,997 S	9/2009	McConnell	
D602,334 S	10/2009	Hanes	
D602,335 S	10/2009	Hanes	
D604,586 S	11/2009	Rauk et al.	
D621,238 S	8/2010	Rauk et al.	

* cited by examiner

Primary Examiner — Paula Greene

(74) *Attorney, Agent, or Firm* — Taft Stettinius & Hollister
LLP

(57) **CLAIM**

We claim the ornamental design for a cabinet and/or drawer
pull, as shown and described.

DESCRIPTION

FIG. 1 is a perspective view of a cabinet and/or drawer pull
showing our new design, the opposite perspective view is a
mirror image;

FIG. 2 is a side elevation view of the cabinet and/or drawer
pull shown in FIG. 1, the other side elevation view being
identical thereto;

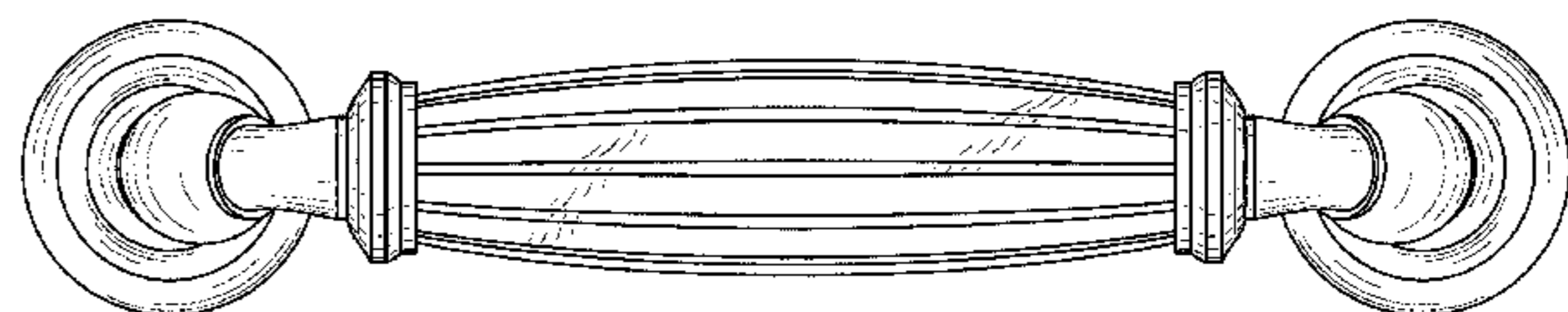

FIG. 3 is an end elevation view of the cabinet and/or drawer
pull shown in FIG. 1, the other end elevation view being
identical thereto;

FIG. 4 is a top plan view of the cabinet and/or drawer pull
shown in FIG. 1; and,

FIG. 5 is a bottom plan view of the cabinet and/or drawer pull
shown in FIG. 1.

Features shown in broken lines in the drawing form no part of
the claimed design.

1 Claim, 4 Drawing Sheets



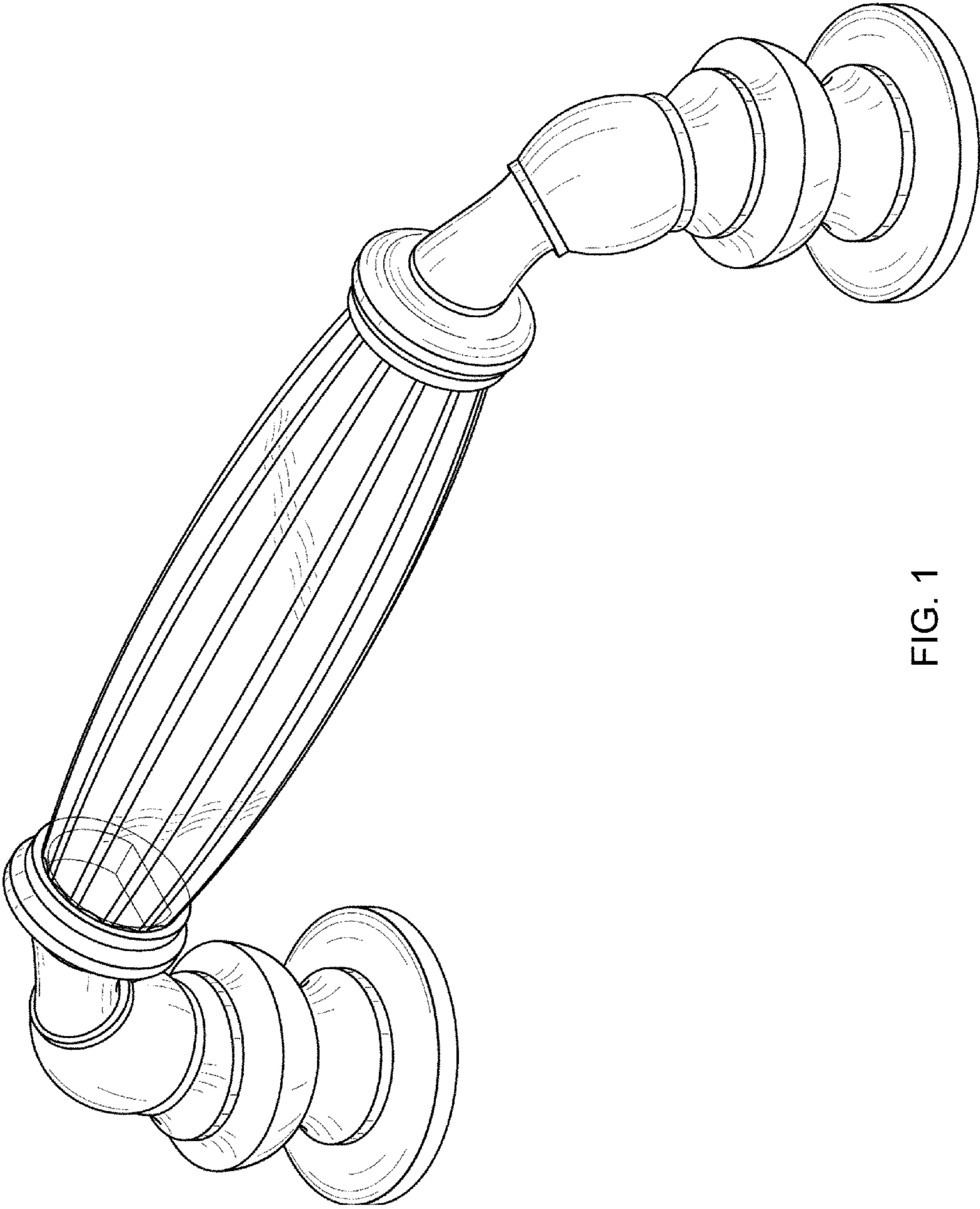


FIG. 1

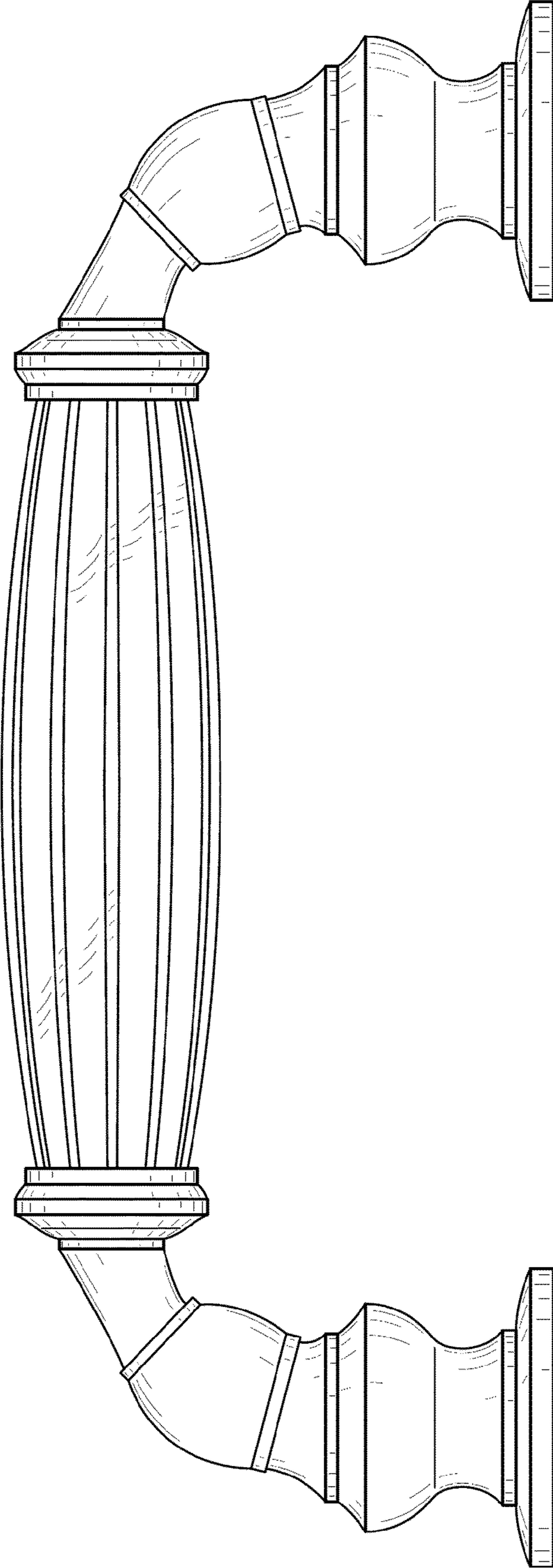


FIG. 2

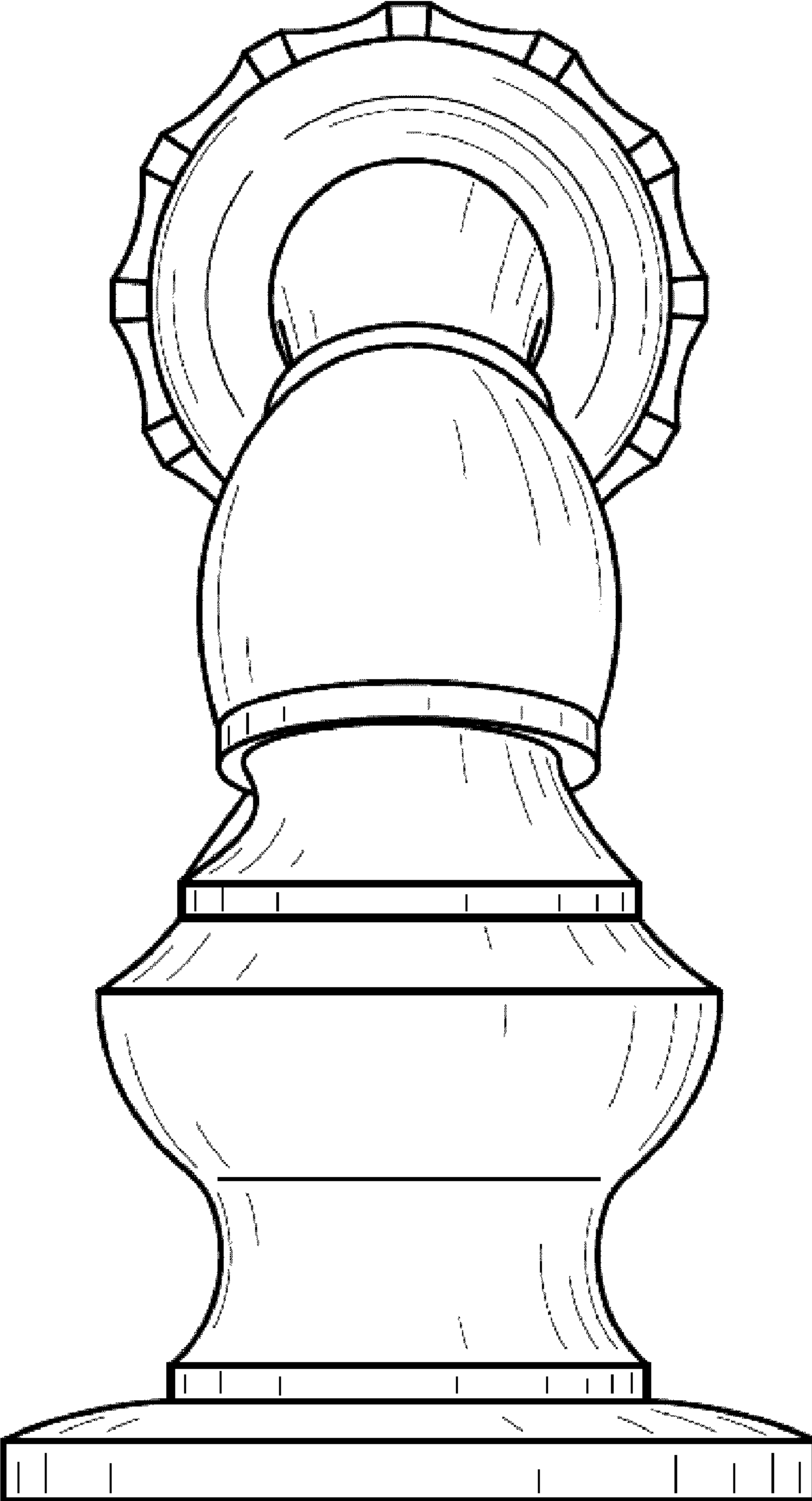


FIG. 3

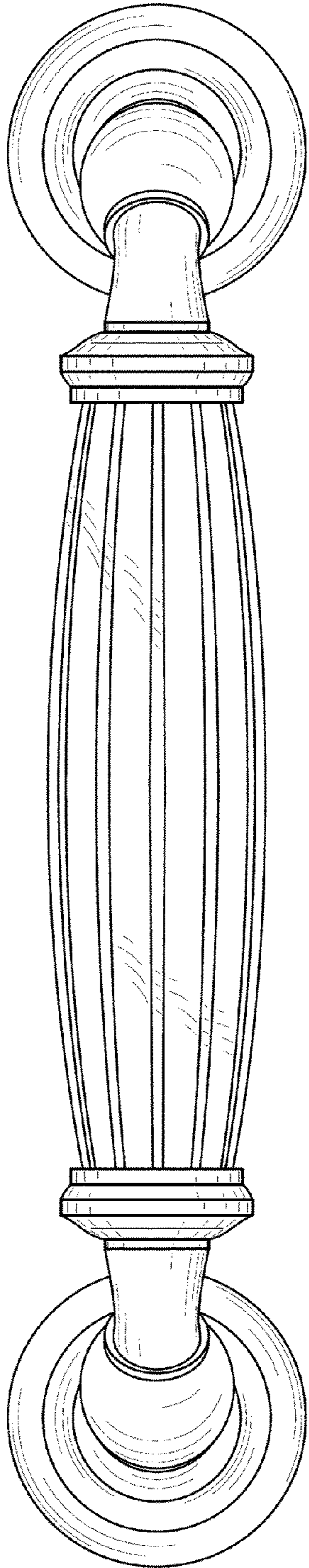


FIG. 4

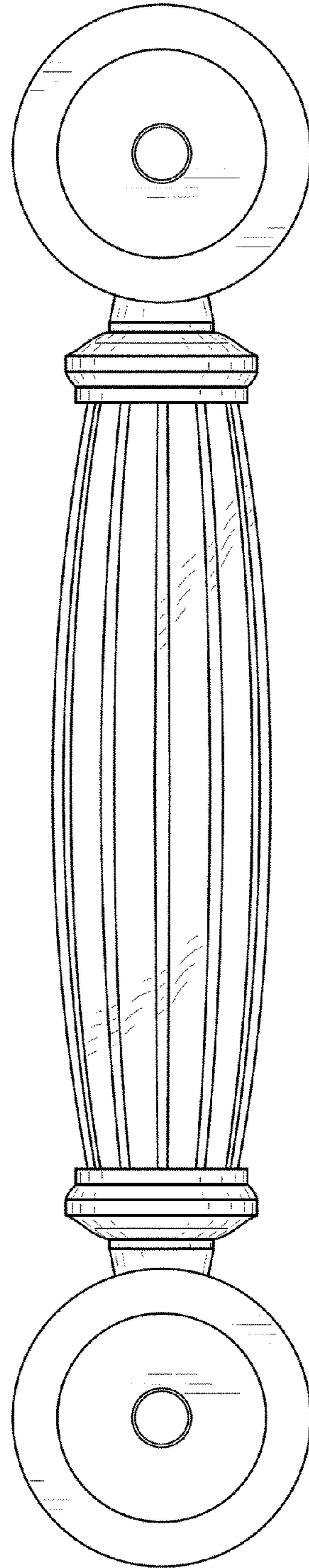


FIG. 5