



US00D647378S

(12) **United States Design Patent**  
**Bhasin**

(10) **Patent No.:** **US D647,378 S**

(45) **Date of Patent:** **\*\* Oct. 25, 2011**

(54) **SCISSORS**

(75) Inventor: **Hanuman Prasad Bhasin**, Suita (JP)

(73) Assignee: **B.H.P. Industries Co., Ltd.**, Suita-shi (JP)

(\*\*) Term: **14 Years**

(21) Appl. No.: **29/365,815**

(22) Filed: **Jul. 15, 2010**

(30) **Foreign Application Priority Data**

Jun. 28, 2010 (JP) ..... 2010-015760

(51) **LOC (9) Cl.** ..... **08-03**

(52) **U.S. Cl.** ..... **D8/57**

(58) **Field of Classification Search** ..... D8/4, 5,  
D8/51-58, 105-107; D7/693; 7/135, 136;  
30/131, 194, 195, 229-235, 254-258, 268,  
30/350, 341

See application file for complete search history.

(56) **References Cited**

**U.S. PATENT DOCUMENTS**

D118,280	S	*	12/1939	Hausmann	.....	D8/57
D161,004	S	*	11/1950	Cook	.....	D8/57
D195,083	S	*	4/1963	Stehl	.....	D8/57
3,711,950	A	*	1/1973	Students	.....	30/341
D236,080	S	*	7/1975	Hopcraft	.....	D8/57
D243,650	S	*	3/1977	Hayashi	.....	D8/55
D246,223	S	*	11/1977	Hayashi	.....	D8/55
D262,937	S	*	2/1982	Huthmann	.....	D8/57
D276,975	S	*	1/1985	Wordtmann	.....	D8/57
D302,645	S	*	8/1989	Passage	.....	D8/57
D310,469	S	*	9/1990	Dressler	.....	D8/57
5,119,561	A	*	6/1992	Olds	.....	30/254
D337,248	S	*	7/1993	Tanfoglio	.....	D8/57

5,517,762	A	*	5/1996	Kuribayashi	.....	30/260
D384,260	S	*	9/1997	Dunch	.....	D8/57
D394,593	S	*	5/1998	Komori	.....	D8/57
D431,436	S	*	10/2000	Gstalder	.....	D8/57
D471,780	S	*	3/2003	Lai	.....	D8/57
D506,661	S	*	6/2005	Phillips et al.	.....	D8/57
D522,331	S	*	6/2006	Peterson et al.	.....	D8/57
D523,307	S	*	6/2006	Chang	.....	D8/57
D529,774	S	*	10/2006	Davis	.....	D8/57
D565,373	S	*	4/2008	Fazzi et al.	.....	D8/57
D594,723	S	*	6/2009	Kim	.....	D8/57
D614,467	S	*	4/2010	Wyant et al.	.....	D8/57
D631,716	S	*	2/2011	Roberts et al.	.....	D8/57

\* cited by examiner

*Primary Examiner* — Cathron Brooks

*Assistant Examiner* — Deanna Fluegeman

(74) *Attorney, Agent, or Firm* — W. F. Fasse; W. G. Fasse

(57) **CLAIM**

The ornamental design for a scissors, as shown and described.

**DESCRIPTION**

FIG. 1 is a front view of a scissors showing my new design;  
 FIG. 2 is a rear view thereof;  
 FIG. 3 is a top plan view thereof;  
 FIG. 4 is a bottom plan view thereof;  
 FIG. 5 is a left side view thereof;  
 FIG. 6 is a right side view thereof;  
 FIG. 7 is an end view of the sectioned part taken along the  
 arrowed line A-A thereof;  
 FIG. 8 is an end view of the sectioned part taken along the  
 arrowed line B-B thereof;  
 FIG. 9 is an end view of the sectioned part taken along the  
 arrowed line C-C thereof;  
 FIG. 10 is a front view thereof showing the opened state; and,  
 FIG. 11 is an exploded view thereof.

**1 Claim, 6 Drawing Sheets**

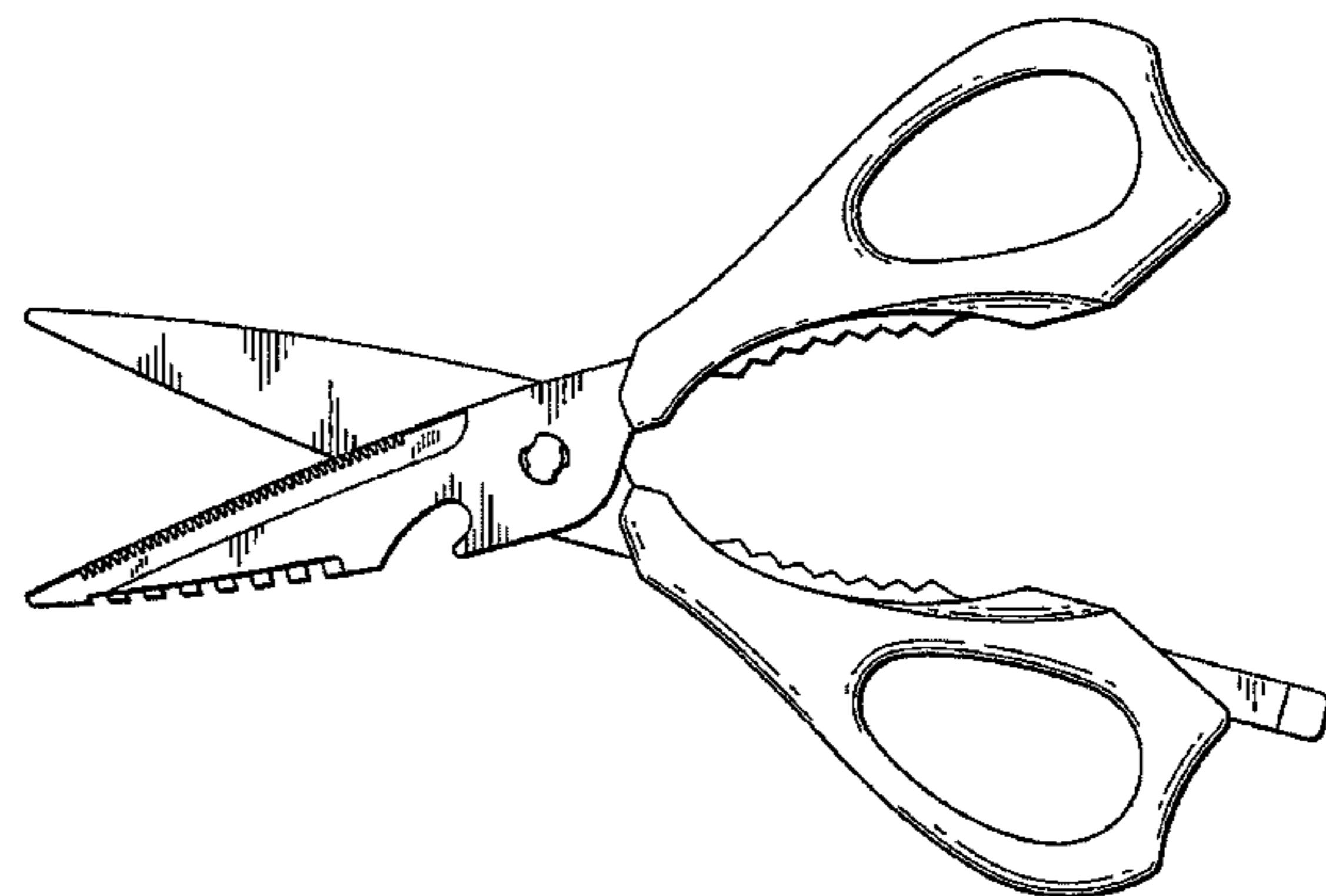
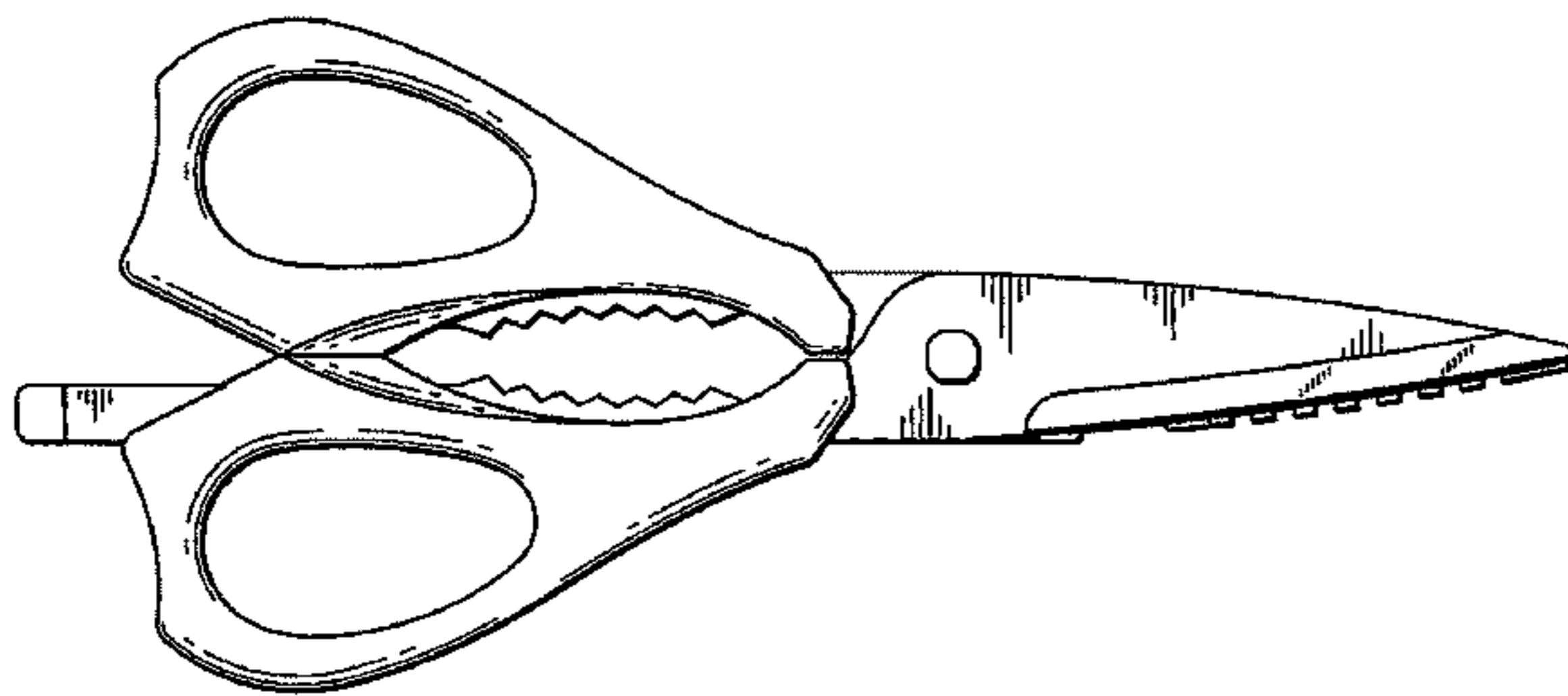


FIG.1

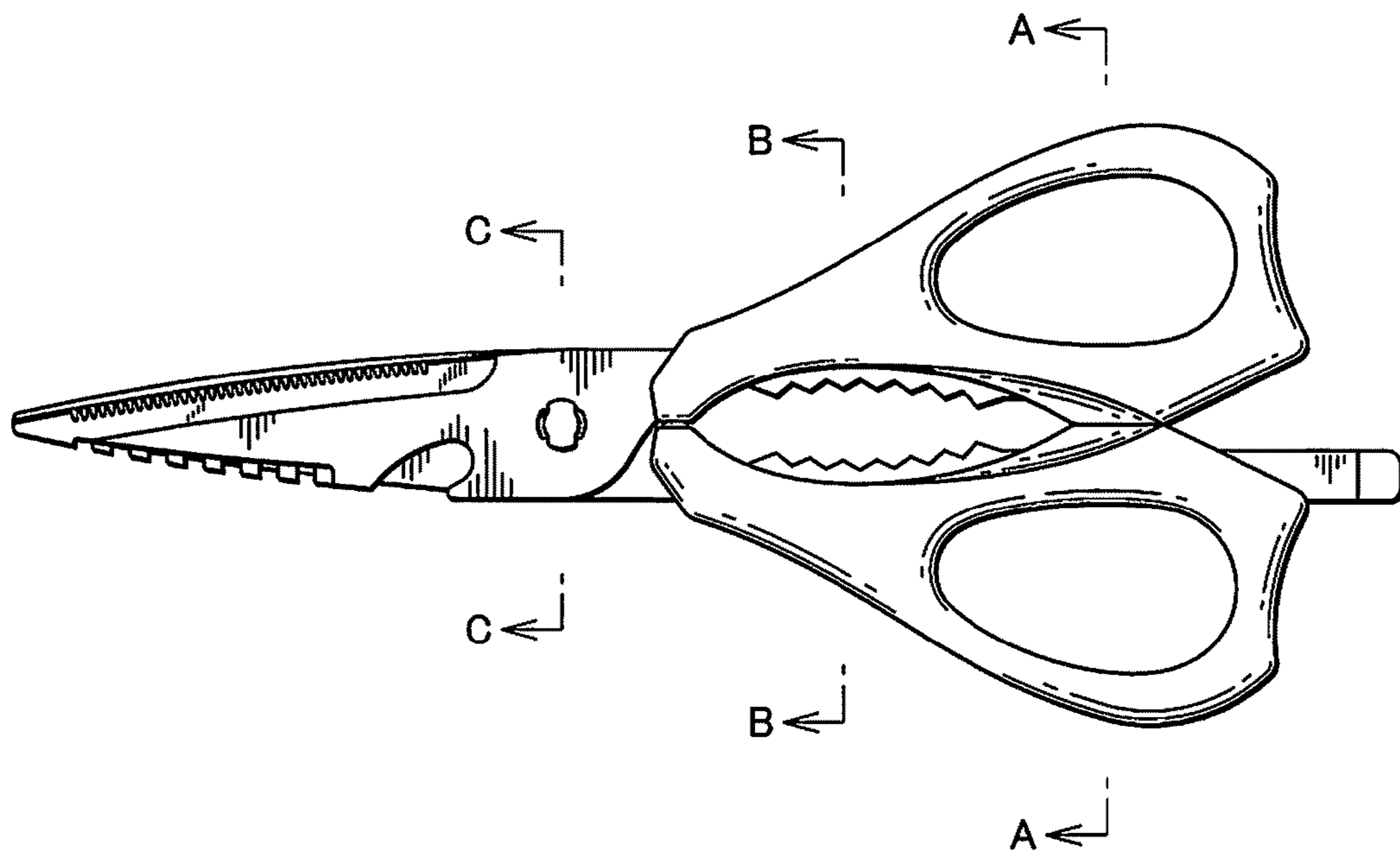


FIG.2

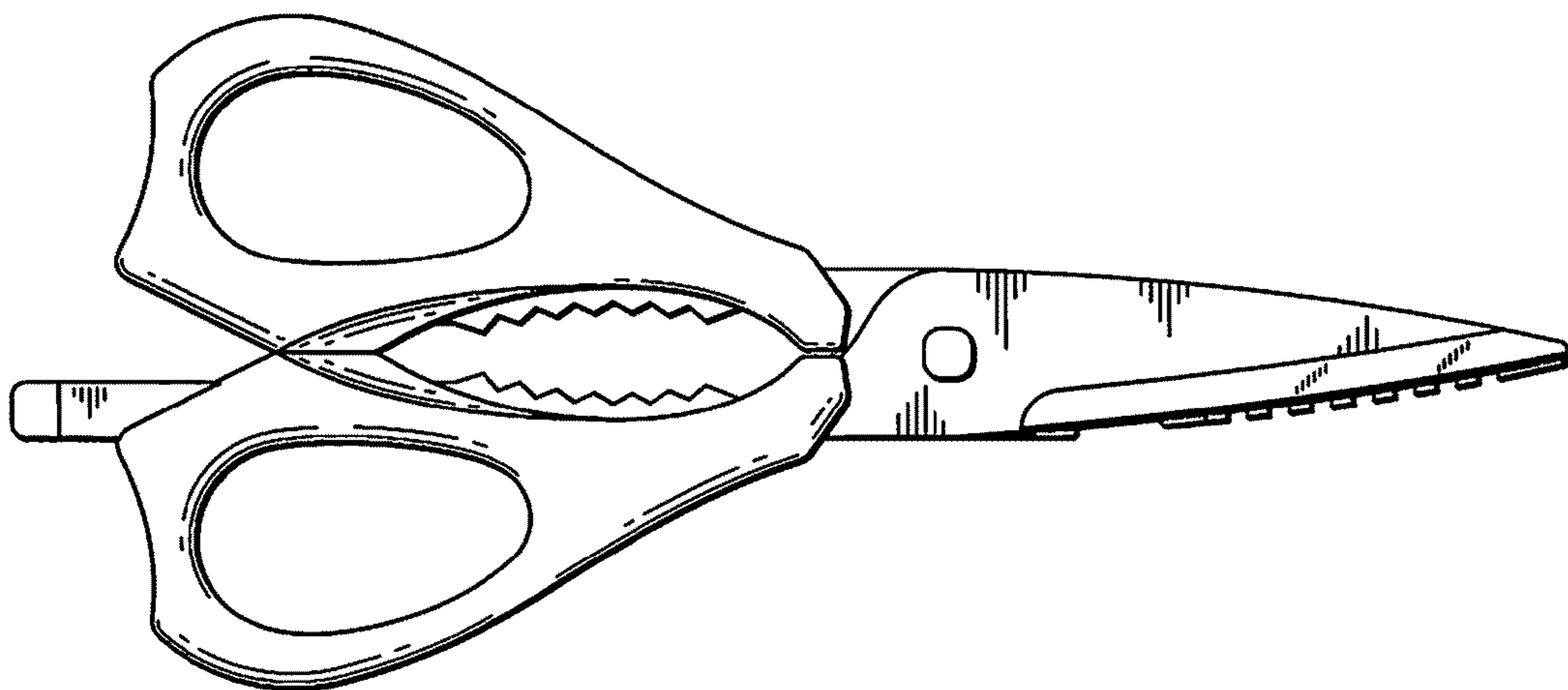


FIG.3



FIG.4



FIG.5



FIG.6



FIG.7



FIG.8



FIG.9



FIG.10

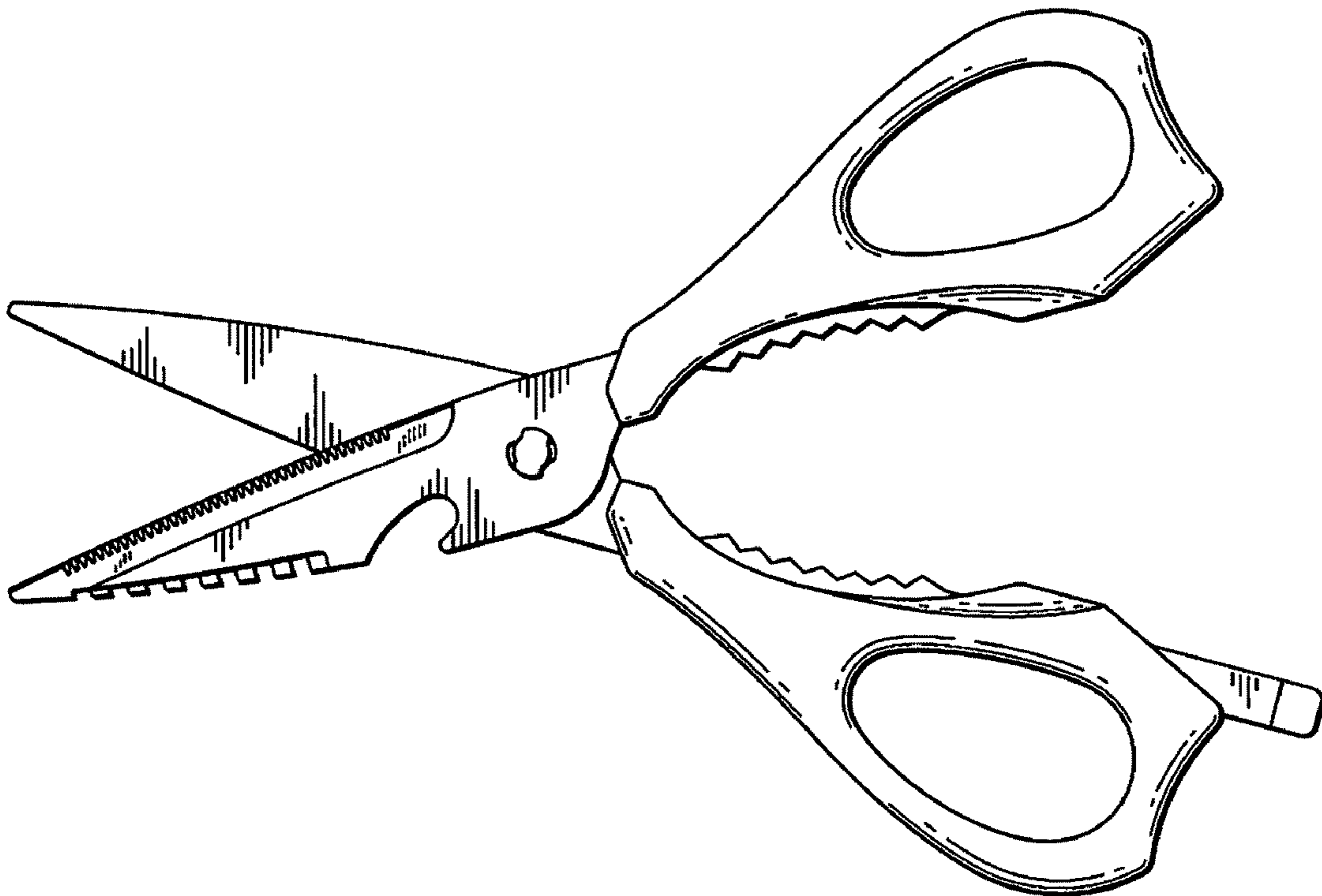


FIG.11

