



US00D647376S

(12) **United States Design Patent**  
**Yuan**

(10) **Patent No.:** **US D647,376 S**  
(45) **Date of Patent:** **\*\* Oct. 25, 2011**

(54) **VERTICAL STAPLER**

(75) Inventor: **Fang Yuan**, Ningbo (CN)

(73) Assignee: **Beifa Group Co., Ltd.**, Ningbo (CN)

(\*\*) Term: **14 Years**

(21) Appl. No.: **29/391,212**

(22) Filed: **May 4, 2011**

(30) **Foreign Application Priority Data**

Nov. 4, 2010 (CN) ..... 2010 3 0592575

(51) **LOC (9) Cl.** ..... **19-02**

(52) **U.S. Cl.** ..... **D8/50**

(58) **Field of Classification Search** ..... D8/48,  
D8/49, 50, 61, 68, 69, 70; D19/72, 73, 65,  
D19/69; D21/532; D24/145; 7/158, 160;  
227/4, 5, 6, 7, 8, 120, 127, 128, 131, 132,  
227/134, 144, 156, 175.1; 606/139, 143,  
606/153, 219

See application file for complete search history.

(56) **References Cited**

**U.S. PATENT DOCUMENTS**

D296,071 S *	6/1988	Chi	.....	D8/49
D305,398 S *	1/1990	Olesen	.....	D8/49
D361,025 S *	8/1995	Ho	.....	D8/50
D371,495 S *	7/1996	Herbst et al.	.....	D8/50
D387,646 S *	12/1997	Arns	.....	D8/50
D414,091 S *	9/1999	Rellinger	.....	D8/50
D478,486 S *	8/2003	Scola et al.	.....	D8/50
D531,471 S *	11/2006	Kent et al.	.....	D8/50

D572,549 S *	7/2008	Sudmalis et al.	.....	D8/50
D585,256 S *	1/2009	Paslowski	.....	D8/50
D604,132 S *	11/2009	Satoh et al.	.....	D8/49
D617,165 S *	6/2010	Leung	.....	D8/50
2005/0224555 A1 *	10/2005	Kirby et al.	.....	227/134
2006/0016847 A1 *	1/2006	Kirby et al.	.....	227/134
2006/0144895 A1 *	7/2006	Kirby et al.	.....	227/134

**OTHER PUBLICATIONS**

Yuan, F., "Stapler," U.S. Appl. No. 29/391,216, filed May 4, 2011.

\* cited by examiner

*Primary Examiner* — Austin Murphy

(74) *Attorney, Agent, or Firm* — Christensen O'Connor Johnson Kindness PLLC

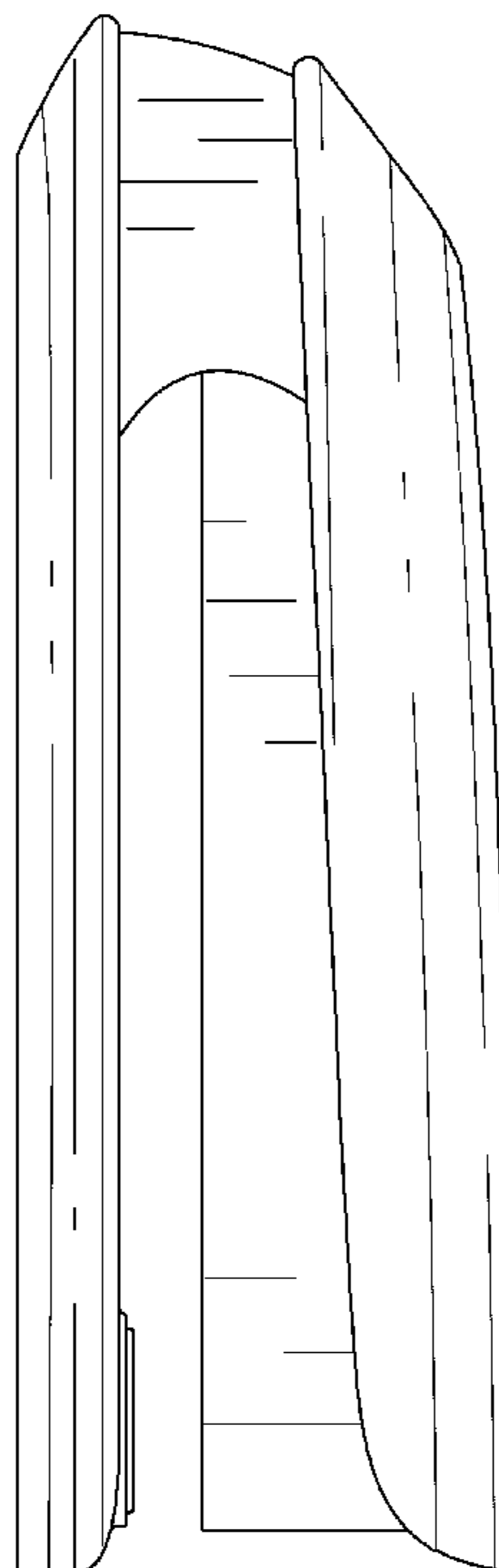
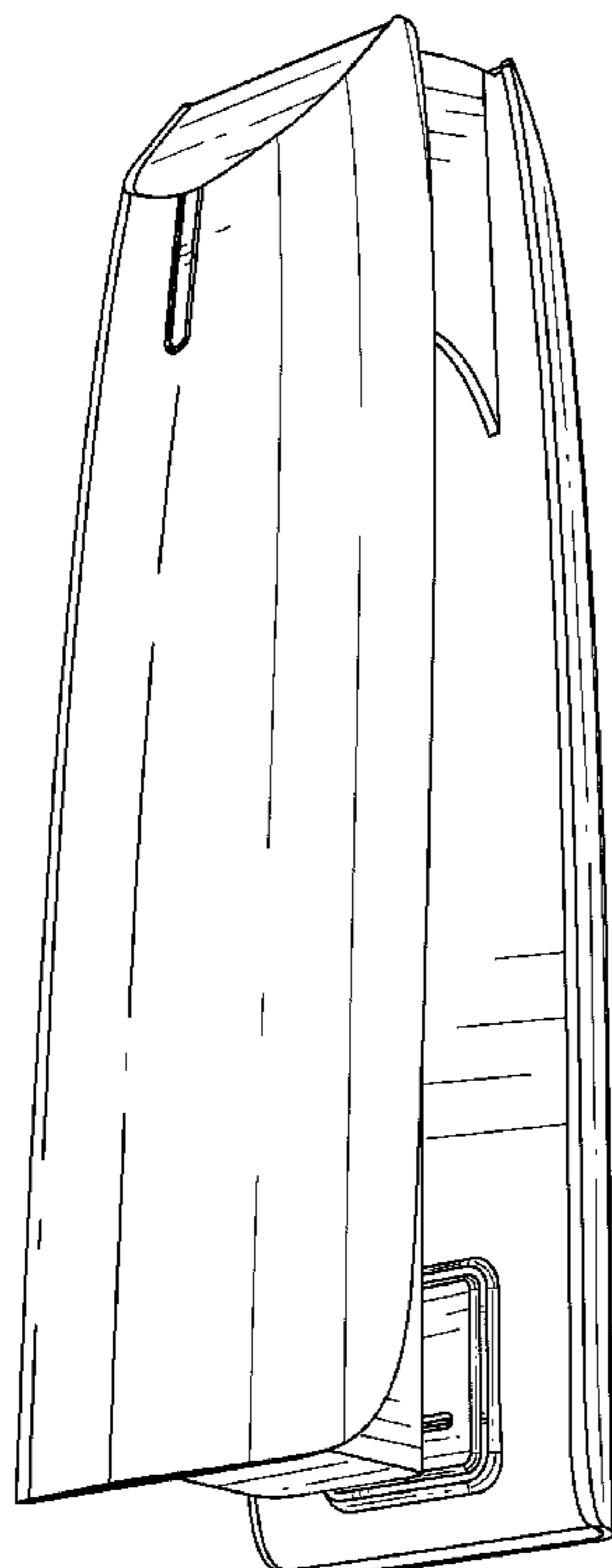
(57) **CLAIM**

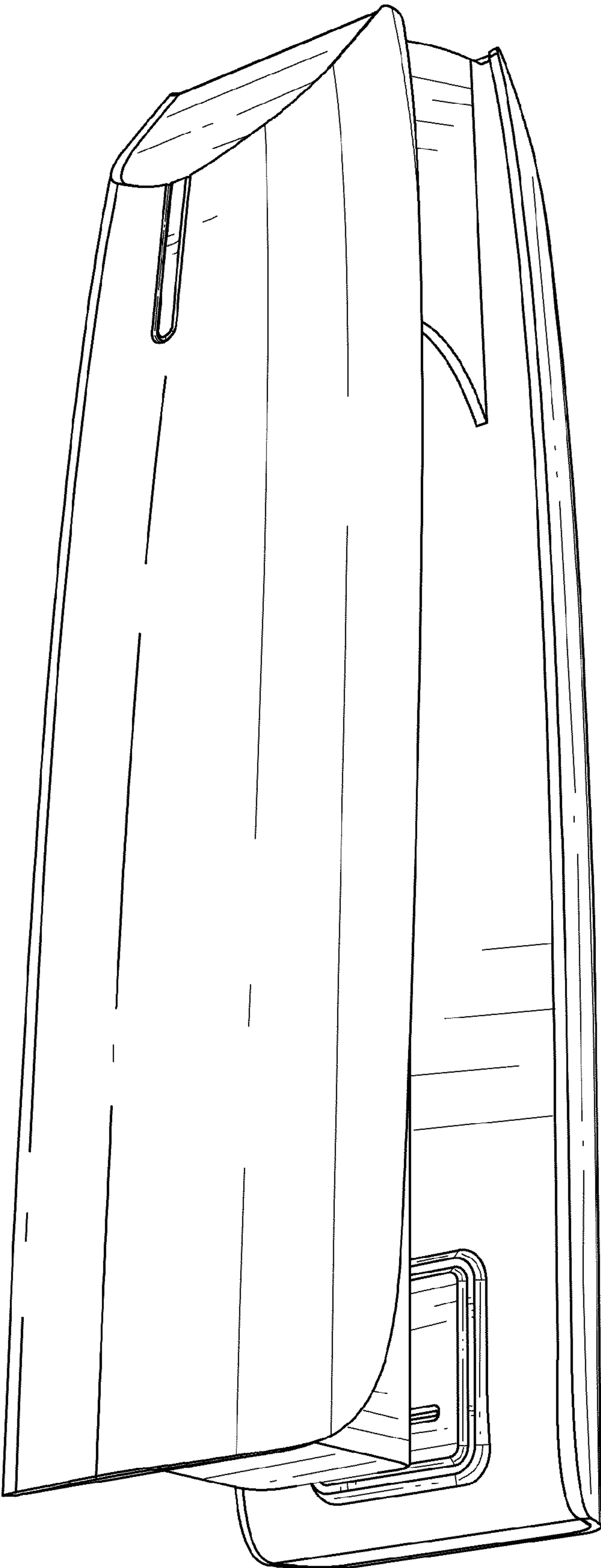
The ornamental design for a vertical stapler, as shown and described.

**DESCRIPTION**


FIG. 1 is a lower front right perspective view of a vertical stapler showing my new design;  
FIG. 2 is a front elevation view thereof;  
FIG. 3 is a rear elevation view thereof;  
FIG. 4 is a left side elevation view thereof, with the right side elevation view being a minor image of the left side elevation view;  
FIG. 5 is a top plan view thereof; and,  
FIG. 6 is a bottom plan view thereof.

**1 Claim, 4 Drawing Sheets**






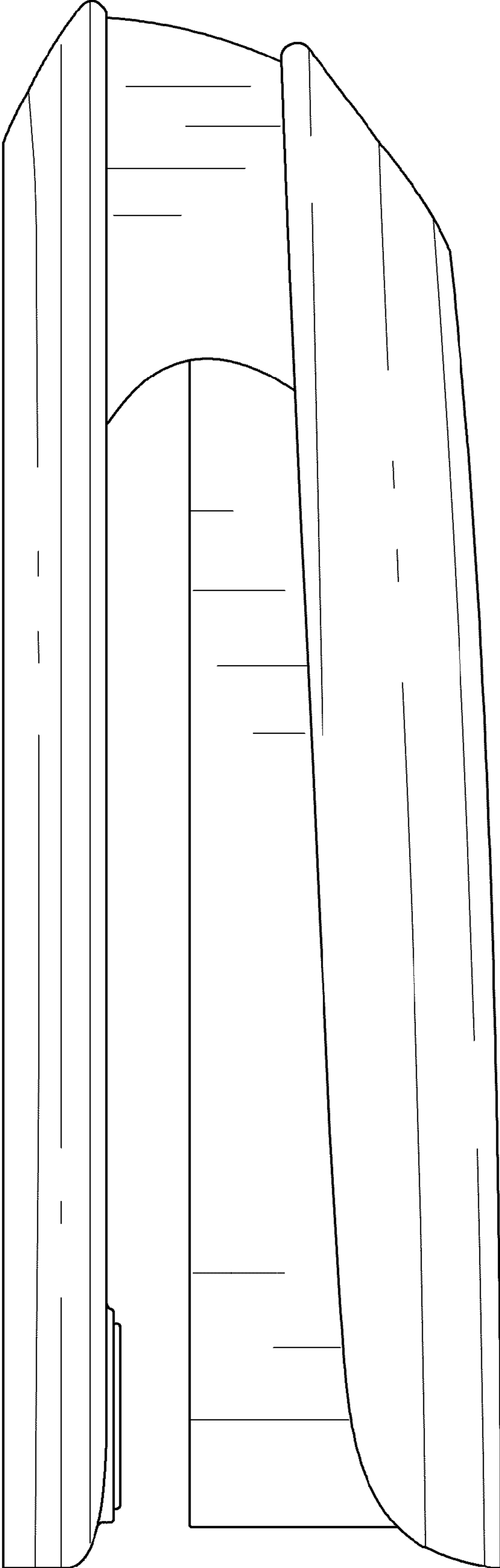
*Fig. 1.*



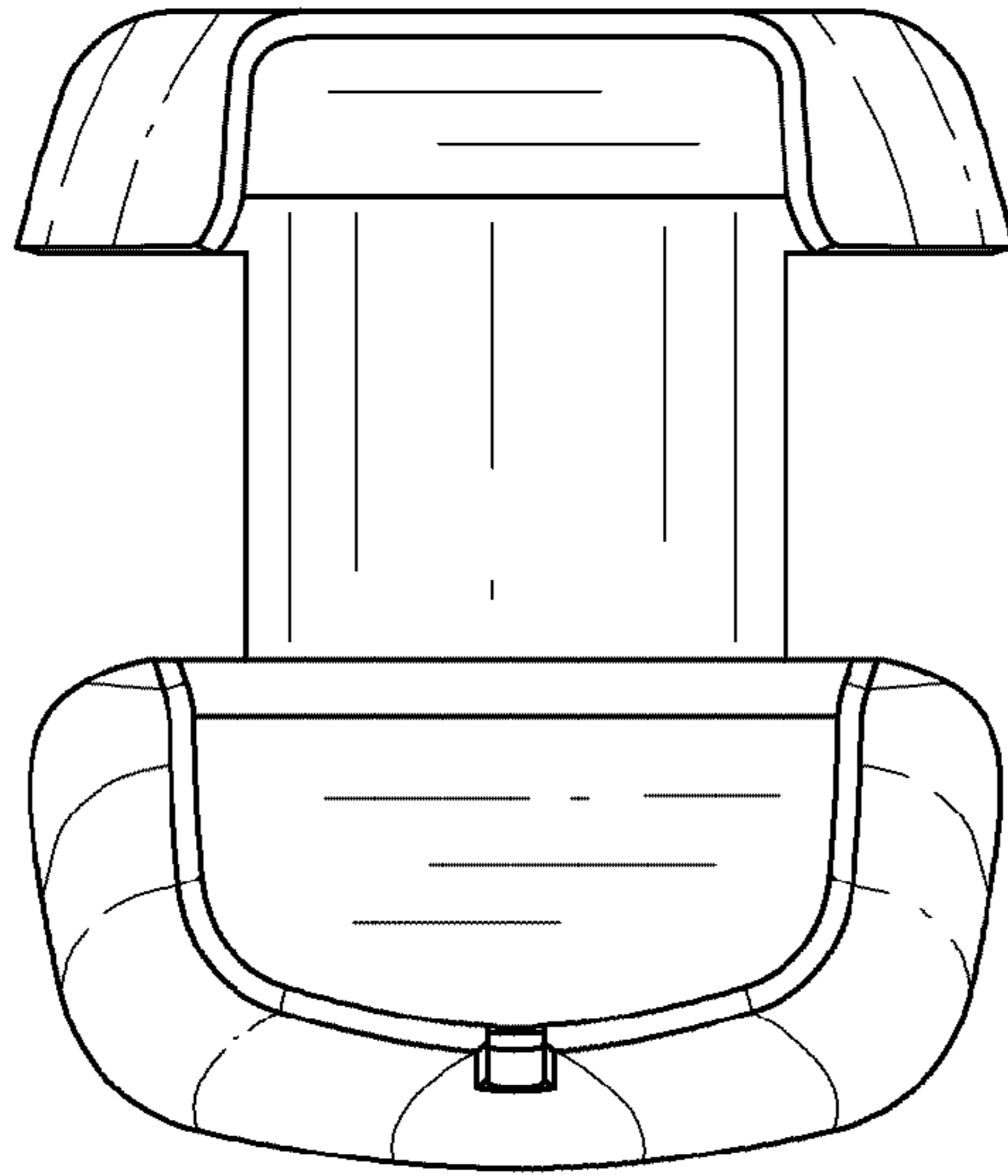
*Fig.2.*



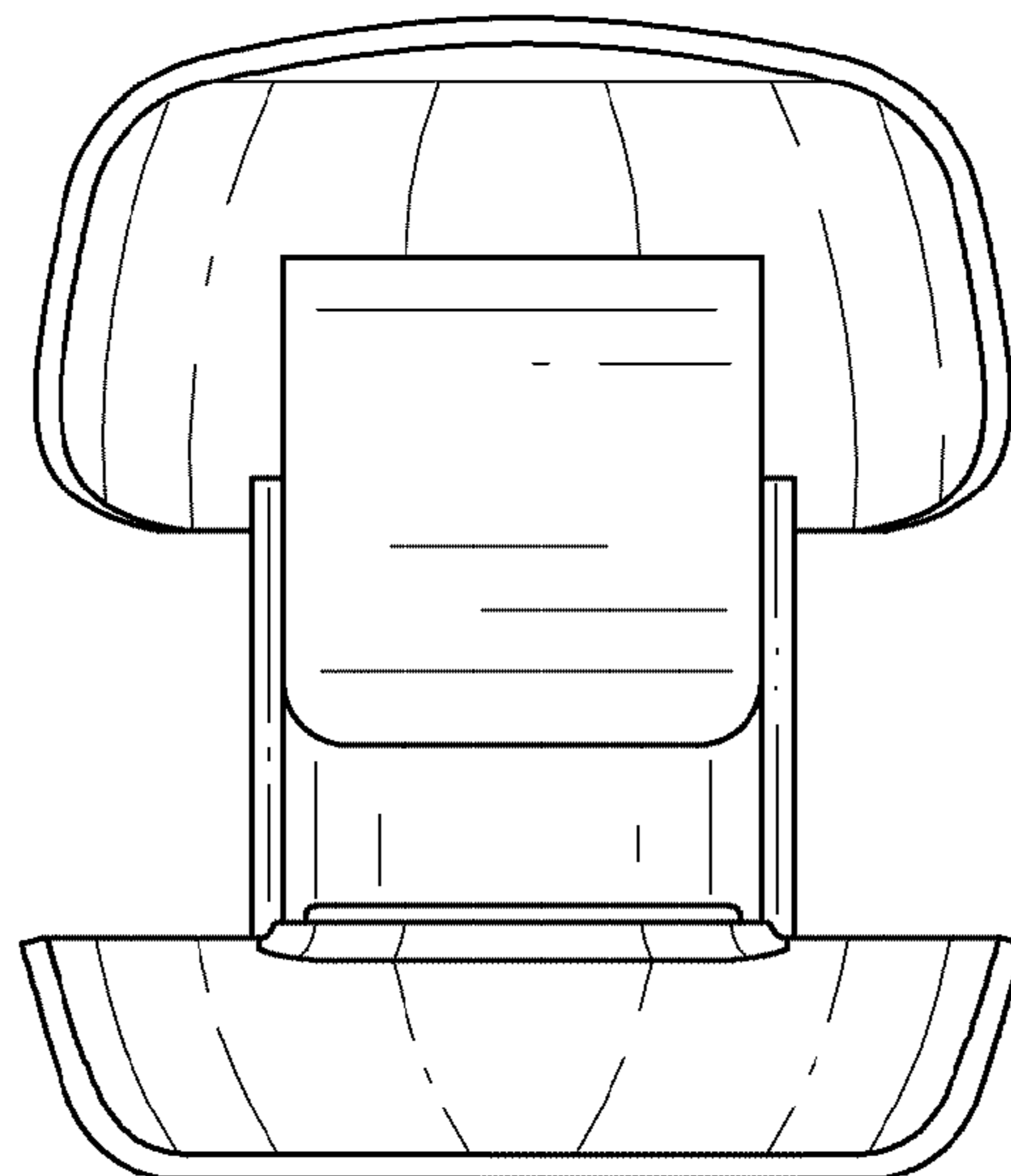
*Fig.3.*



*Fig.4.*



*Fig. 5.*



*Fig. 6.*

UNITED STATES PATENT AND TRADEMARK OFFICE  
**CERTIFICATE OF CORRECTION**

PATENT NO. : D647,376 S  
APPLICATION NO. : 29/391212  
DATED : October 25, 2011  
INVENTOR(S) : F. Yuan

Page 1 of 1

It is certified that error appears in the above-identified patent and that said Letters Patent is hereby corrected as shown below:

<u>COLUMN</u>	<u>LINE</u>	<u>ERROR</u>
(57) Title Page, col. 2	Description 6 of text	“a minor image” should read --a mirror image--

Signed and Sealed this  
Twenty-seventh Day of March, 2012



David J. Kappos  
*Director of the United States Patent and Trademark Office*