



US00D647370S

(12) **United States Design Patent**
van Dijk et al.

(10) **Patent No.:** **US D647,370 S**

(45) **Date of Patent:** **** Oct. 25, 2011**

(54) **GLASS BOOT**

(75) Inventors: **Jurgen van Dijk**, Dumfries, VA (US);
Erwin van Dijk, Utrecht (NL)

(73) Assignee: **MadAbout, Inc.**, Dumfries, VA (US)

(**) Term: **14 Years**

(21) Appl. No.: **29/376,186**

(22) Filed: **Oct. 4, 2010**

(51) **LOC (9) Cl.** **07-01**

(52) **U.S. Cl.** **D7/517; D7/515; D11/150; D2/910**

(58) **Field of Classification Search** D7/515,
D7/514, 509, 507, 517; D9/631; D11/150,
D11/149; D2/947, 939, 910, 897; 206/446
See application file for complete search history.

(56) **References Cited**

U.S. PATENT DOCUMENTS

D5,234 S *	8/1871	Dovell	D9/631
D16,181 S *	7/1885	Bradley	D9/631
D17,023 S *	12/1886	Tappan	D11/149
D17,171 S *	3/1887	Hurlbett et al.	D11/149
D98,893 S *	3/1936	Schecter	D2/939
D100,413 S *	7/1936	Clark	D2/911
D101,277 S *	9/1936	Issacy	D2/910
D110,245 S *	6/1938	Garry et al.	D9/631
2,317,554 A *	4/1943	Risch	206/446
3,657,757 A *	4/1972	Vilder	12/146 C
D245,233 S *	8/1977	Wolfe	D10/46

D256,178 S *	8/1980	Rigon	D2/910
D264,416 S *	5/1982	Urda et al.	D7/515
D264,417 S *	5/1982	Urda et al.	D7/515
D282,890 S *	3/1986	Satterfield	D7/515
D388,911 S *	1/1998	Byxbee, Jr.	D30/160
D499,238 S *	12/2004	Romero-Sanchez	D2/951
D527,275 S *	8/2006	Schneider	D9/631
D561,432 S *	2/2008	He	D2/911
D567,024 S *	4/2008	Yeh	D7/515
D581,141 S *	11/2008	Van Hulle	D2/910
D586,540 S *	2/2009	Kehoe	D2/910
D625,096 S *	10/2010	Issler	D2/970

OTHER PUBLICATIONS

Picture of four different glass boot designs.

* cited by examiner

Primary Examiner — Marianne Pandozzi

(74) *Attorney, Agent, or Firm* — Coats & Bennett, P.L.L.C.

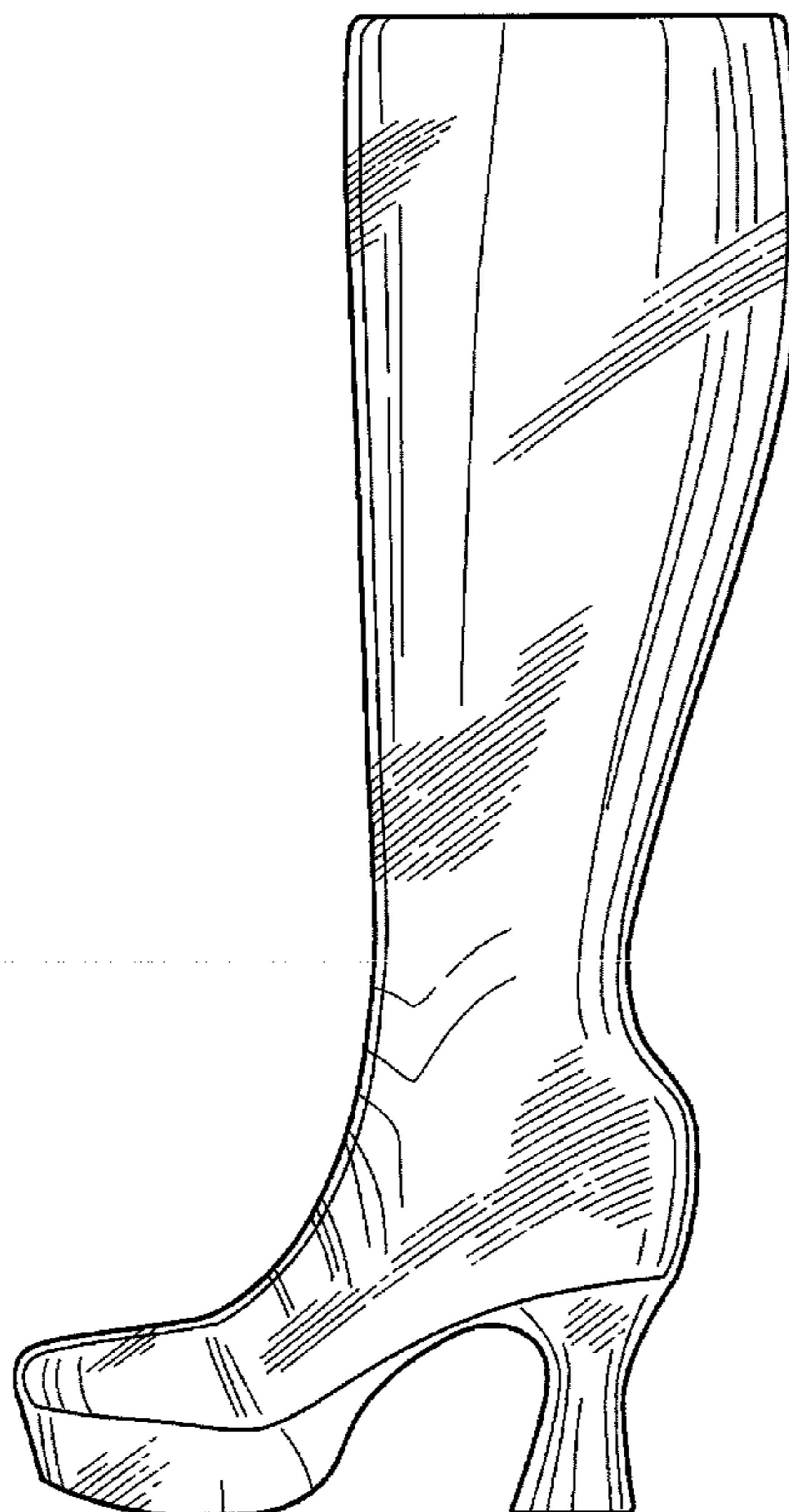
(57) **CLAIM**

The ornamental design for a glass boot, as shown and described.

DESCRIPTION

FIG. 1 is a left side elevation view of the glass boot with the right side being a mirror image of the left side; FIG. 2 is a front elevation view of the glass boot; FIG. 3 is a rear elevation view of the glass boot; and, FIG. 4 is a top view of the glass boot. the shading lines and dash lines in the drawings form no part of the claimed design.

1 Claim, 4 Drawing Sheets



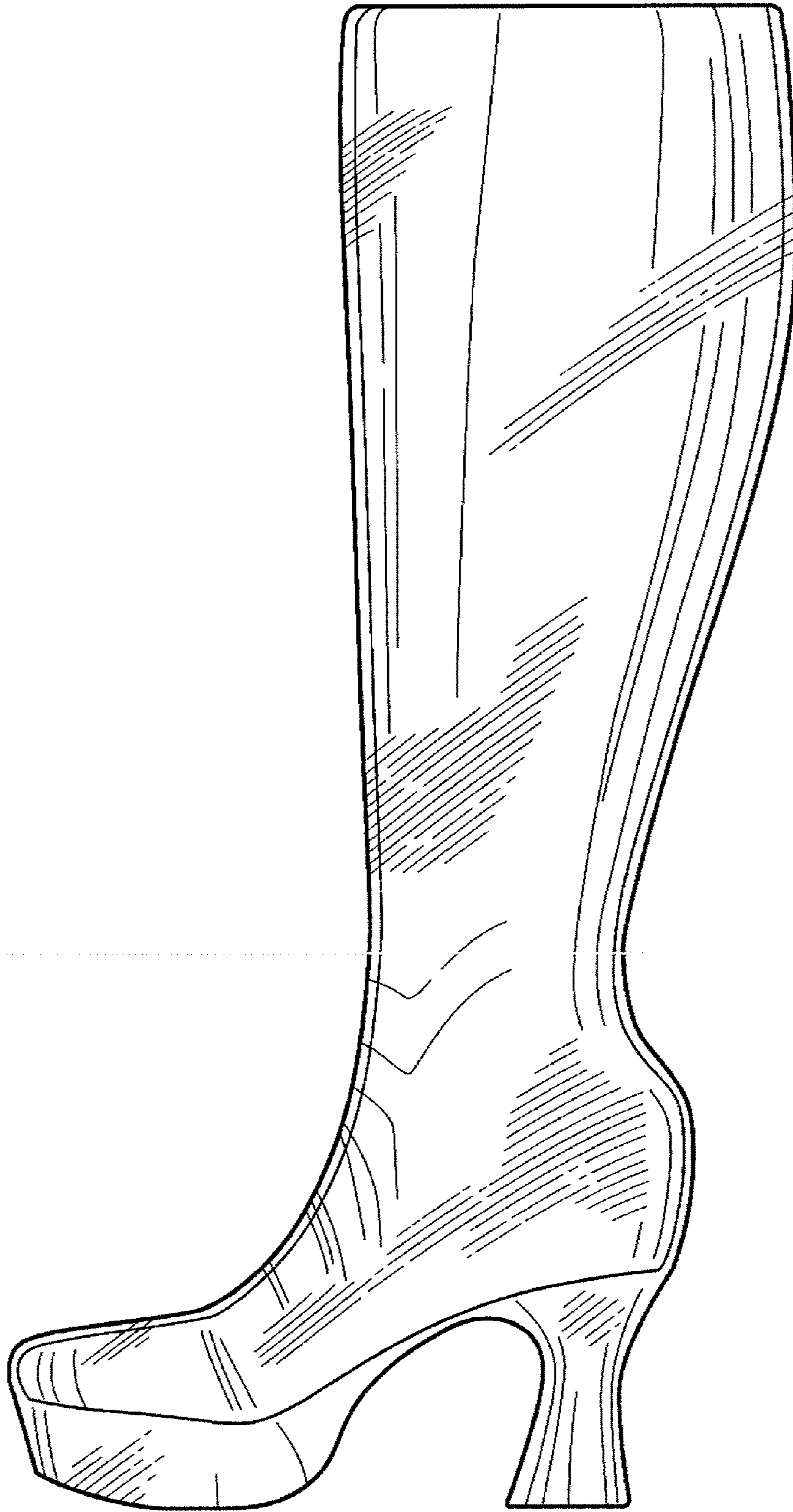


FIG. 1




FIG. 2

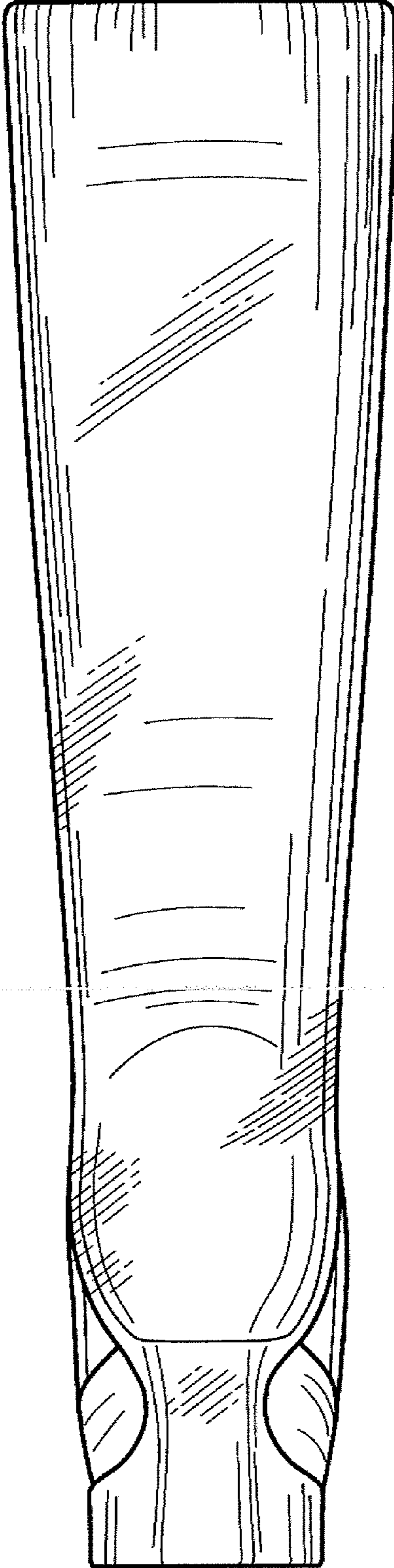


FIG. 3

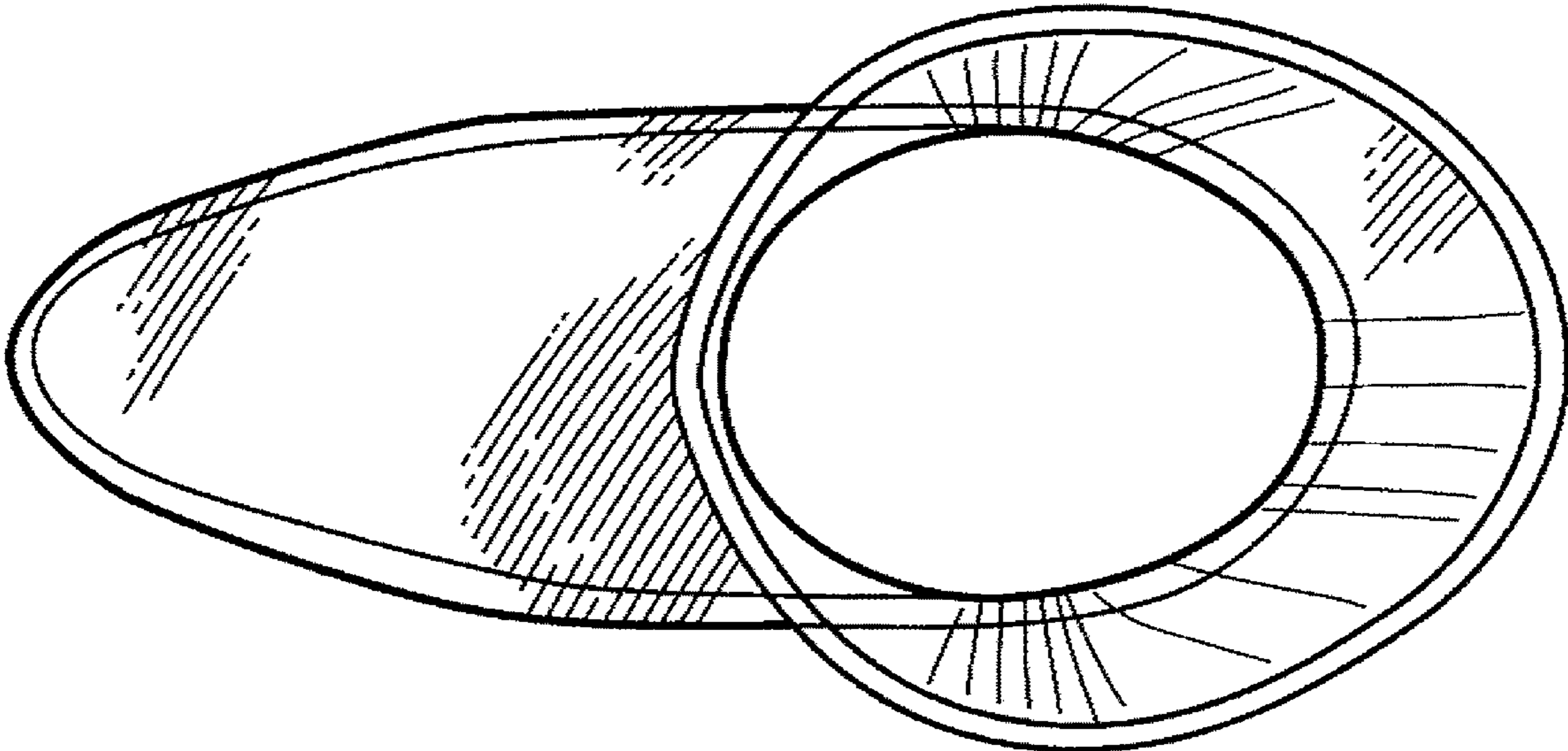


FIG. 4