



US00D647353S

(12) **United States Design Patent**
Boenigk et al.

(10) **Patent No.:** **US D647,353 S**

(45) **Date of Patent:** **** Oct. 25, 2011**

- (54) **COVER FOR A SEATING DEVICE**
- (75) Inventors: **Rebecca Congleton Boenigk**, College Station, TX (US); **Michelle Warren**, Austin, TX (US)
- (73) Assignee: **Neutral Posture, Inc.**, Bryan, TX (US)
- (**) Term: **14 Years**
- (21) Appl. No.: **29/387,534**
- (22) Filed: **Mar. 15, 2011**
- (51) **LOC (9) Cl.** **06-13**
- (52) **U.S. Cl.** **D6/611**
- (58) **Field of Classification Search** D6/610, D6/611, 596, 601, 602, 603, 615, 617, 621; D12/401-405; 135/87, 88.01, 95; 150/165-167, 150/158, 154; 296/136.01, 136.11; 280/770
See application file for complete search history.

D474,052 S	5/2003	True	
6,604,786 B1	8/2003	Benden et al.	
6,607,246 B1	8/2003	Benden	
D496,535 S	9/2004	Goodworth	
6,877,812 B2	4/2005	Congleton	
D513,146 S *	12/2005	Griffin	D6/611
D541,061 S	4/2007	Benden et al.	
D543,038 S	5/2007	Benden et al.	
D548,505 S *	8/2007	Feliciano	D6/601
D586,168 S *	2/2009	Smith, Jr.	D6/611
7,600,813 B2 *	10/2009	Lanham et al.	297/229
D622,529 S *	8/2010	Long	D6/601
7,841,658 B1 *	11/2010	Marble	297/224
D633,321 S *	3/2011	Dana et al.	D6/596
D633,323 S *	3/2011	Green	D6/611
D636,624 S *	4/2011	Berk et al.	D6/611

* cited by examiner

Primary Examiner — Caron D Veynar
Assistant Examiner — Katrina A Betton
 (74) *Attorney, Agent, or Firm* — Winston & Strawn LLP

(57) **CLAIM**
 The ornamental design for a “cover for a seating device,” as shown and described.

(56) **References Cited**

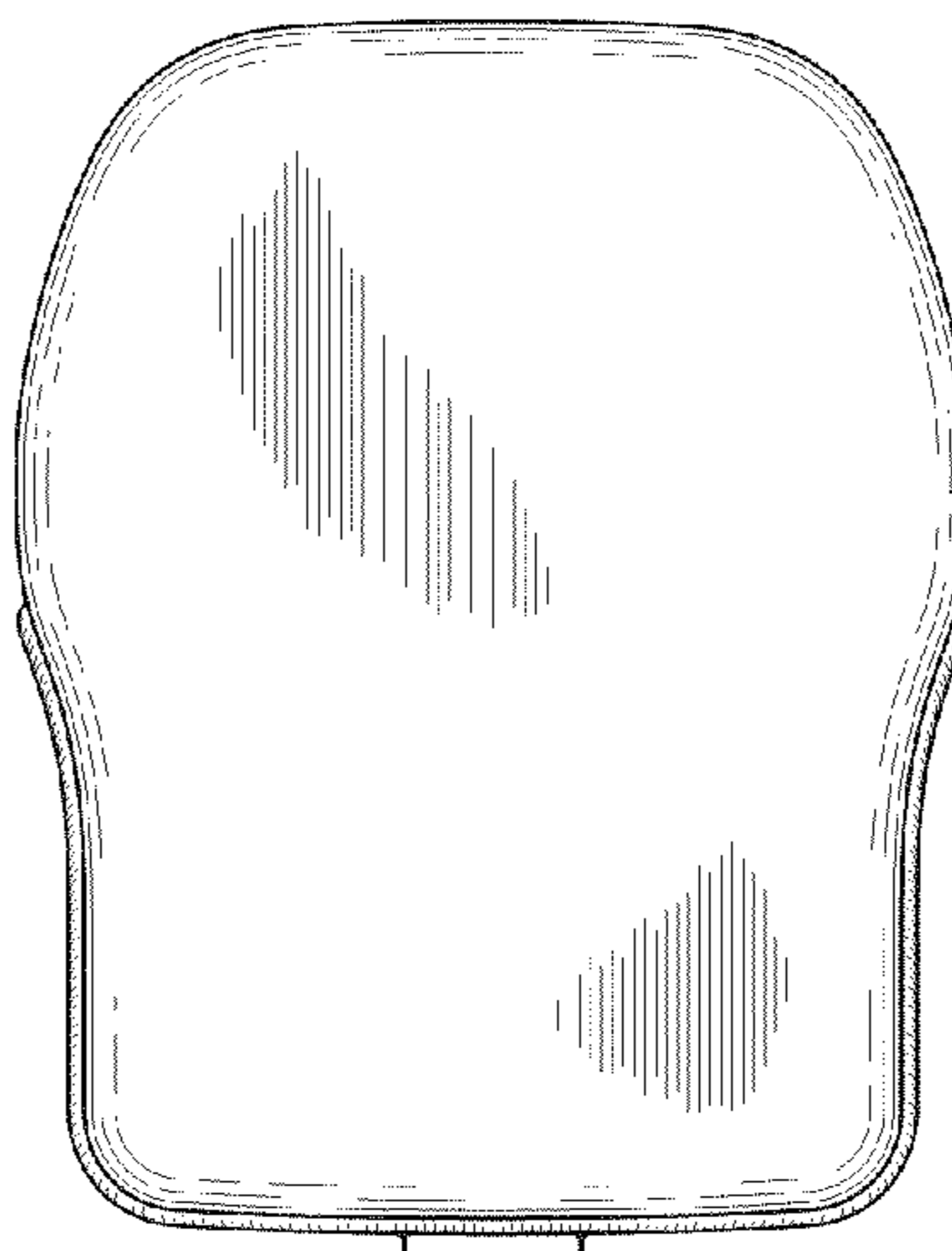
U.S. PATENT DOCUMENTS

D395,762 S	7/1998	Saul	
D396,984 S *	8/1998	Harvey et al.	D6/611
5,961,134 A	10/1999	Congleton et al.	
D427,793 S	7/2000	Groulx et al.	
6,142,571 A	11/2000	Benden	
D436,768 S	1/2001	Jenkins et al.	
6,220,663 B1	4/2001	Benden et al.	
D445,579 S	7/2001	Olson	
D446,396 S	8/2001	Phillips et al.	
6,290,295 B1	9/2001	Benden et al.	
6,296,312 B1	10/2001	Congleton et al.	
D458,777 S	6/2002	Benden et al.	
D463,441 S	9/2002	Benden et al.	
D473,726 S	4/2003	Schaefer et al.	
D474,051 S	5/2003	Tseng	

DESCRIPTION

FIG. 1 is a perspective view showing our seat cover;
 FIG. 2 is a front view of FIG. 1;
 FIG. 3 is a rear view of FIG. 1;
 FIG. 4 is a right side view of FIG. 1;
 FIG. 5 is a left side view of FIG. 1;
 FIG. 6 is a bottom side view of FIG. 1;
 FIG. 7 is a top side view of FIGS. 1; and,
 FIG. 8 is a perspective view showing our seat cover.
 All dotted lines in the drawings depict probable environment only and form no part of the claimed design.

1 Claim, 3 Drawing Sheets



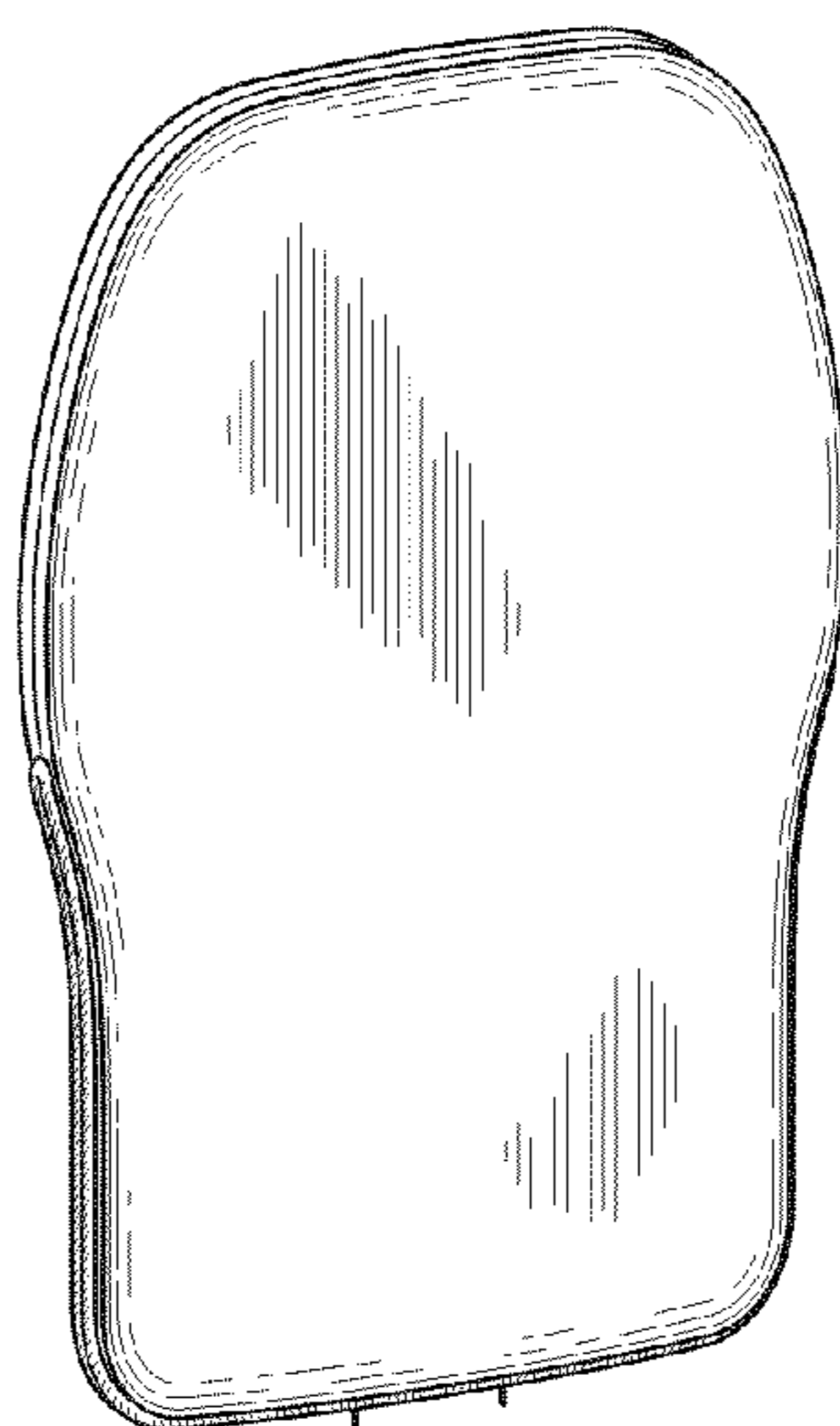


FIG. 1

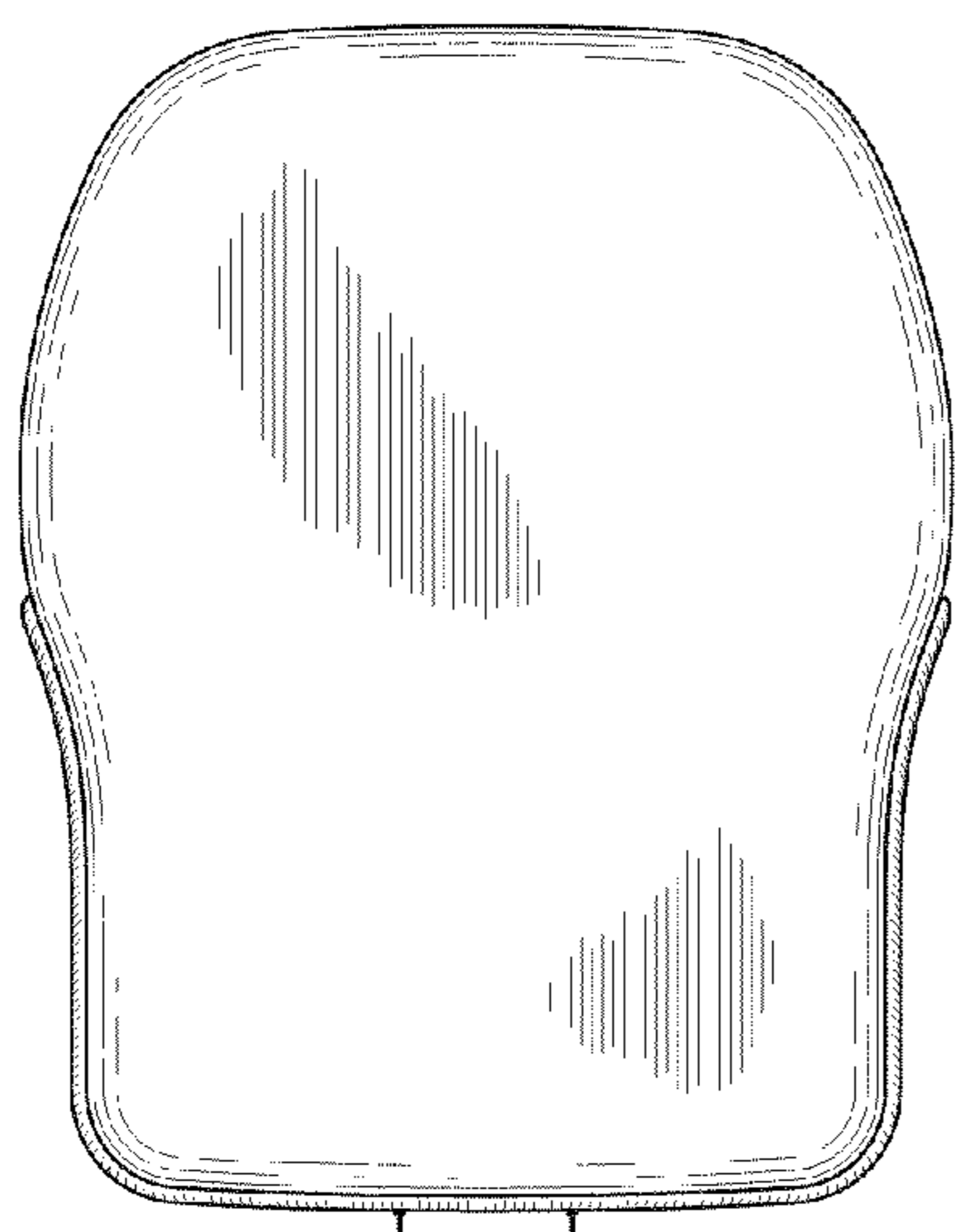


FIG. 2

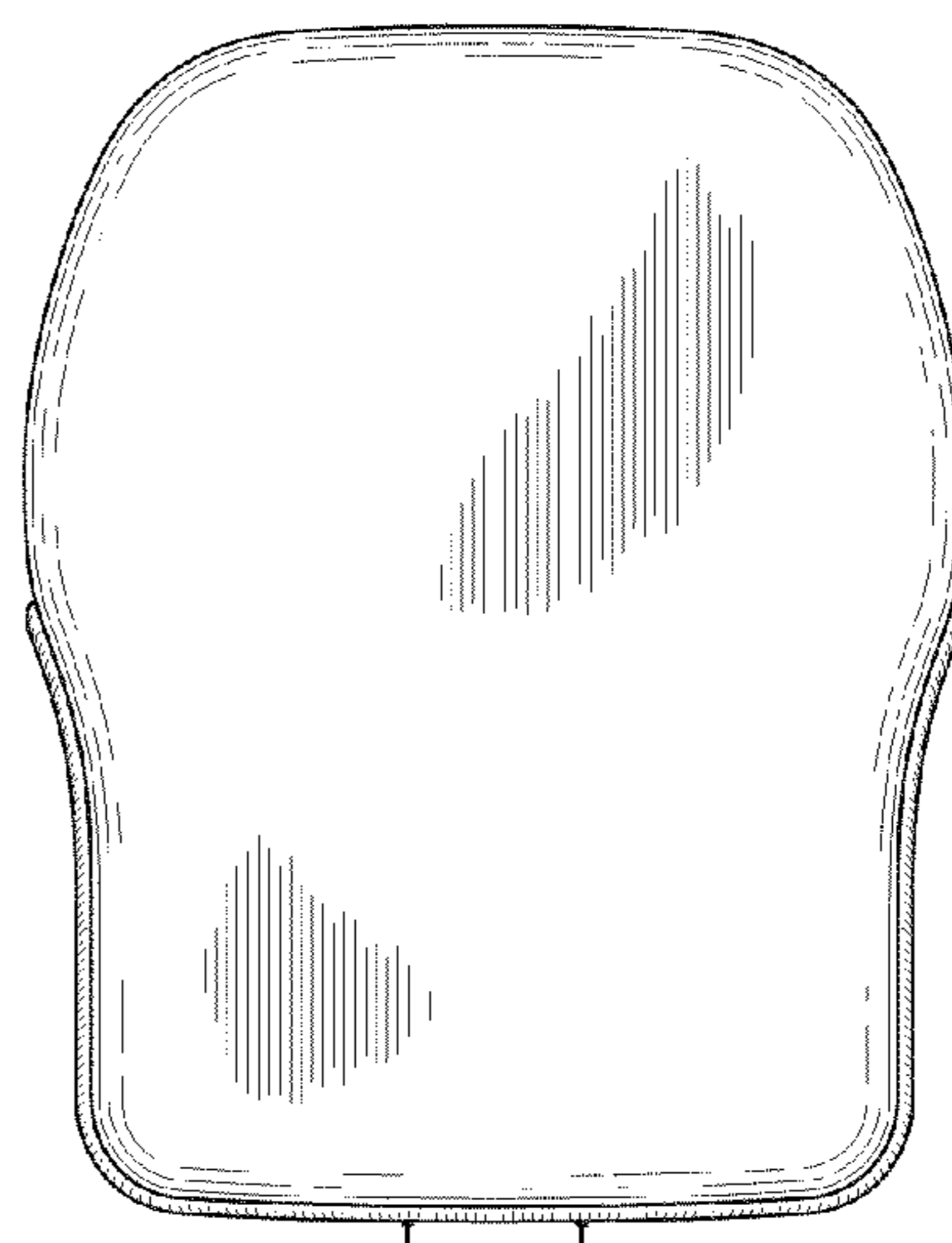


FIG. 3

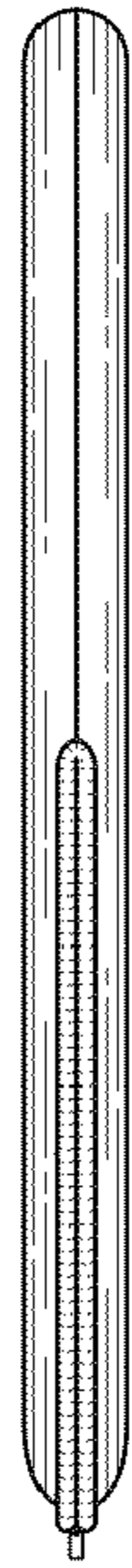


FIG. 4

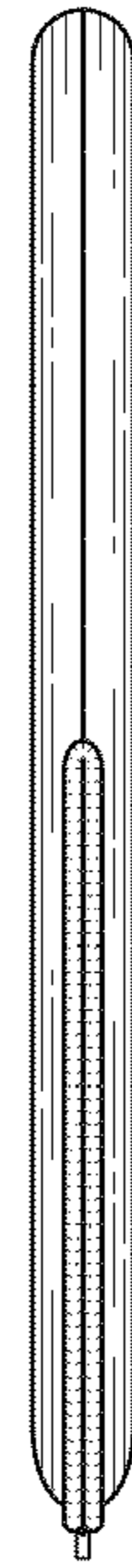


FIG. 5



FIG. 6



FIG. 7

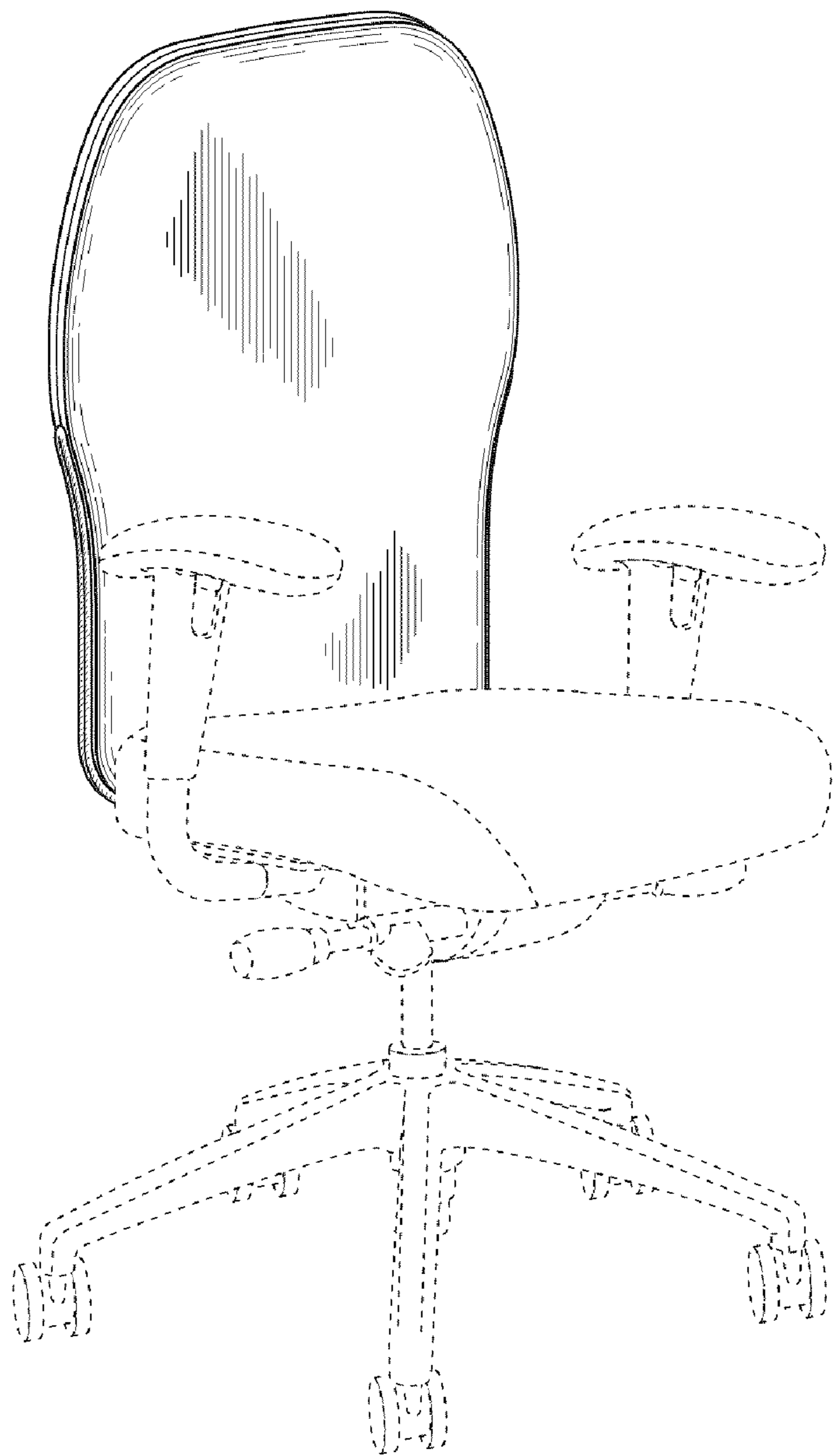


FIG. 8