



US00D647351S

(12) **United States Design Patent**
Jemmott et al.

(10) **Patent No.:** **US D647,351 S**

(45) **Date of Patent:** **** Oct. 25, 2011**

(54) **AUTOMOBILE SEAT COVER**

(76) Inventors: **Deborah J. Jemmott**, Ballston Spa, NY
(US); **Diane M. Babin**, Schenectady, NY
(US)

(**) Term: **14 Years**

(21) Appl. No.: **29/360,378**

(22) Filed: **Apr. 24, 2010**

(51) **LOC (9) Cl.** **06-13**

(52) **U.S. Cl.** **D6/611**

(58) **Field of Classification Search** D6/610,
D6/611, 445, 490, 596, 601, 602, 603, 615,
D6/617, 621; D7/306, 307; D12/401-405;
135/87, 88.01, 95; 150/165-167, 158, 154;
280/770; 296/136.01, 136.1, 136.11;
297/218-218.5, 219.1-229

See application file for complete search history.

| | | | | | |
|-----------|------|---------|-----------------|-------|------------|
| 6,309,017 | B1 * | 10/2001 | Middleton | | 297/219.1 |
| 6,382,720 | B1 * | 5/2002 | Franklin et al. | | 297/228.13 |
| 6,648,410 | B2 * | 11/2003 | Sparks | | 297/228.12 |
| 6,665,735 | B1 | 12/2003 | Tanaka et al. | | |
| 6,761,404 | B2 | 7/2004 | Parker et al. | | |
| 6,817,664 | B1 | 11/2004 | Tang et al. | | |
| 6,951,368 | B2 * | 10/2005 | Self | | 297/229 |
| 7,000,984 | B1 | 2/2006 | Ward | | |
| D538,574 | S * | 3/2007 | Eskandry | | D6/611 |
| D610,855 | S * | 3/2010 | Siklosi | | D6/611 |
| D611,751 | S * | 3/2010 | Siklosi | | D6/611 |

* cited by examiner

Primary Examiner — Caron D Veynar

Assistant Examiner — Katrina Kile

(74) *Attorney, Agent, or Firm* — Ronald A. D'Alessandro;
Keohane & D'Alessandro PLLC

(57) **CLAIM**

The ornamental design for a automobile seat cover, as shown and described.

DESCRIPTION

FIG. 1 is a side perspective view of an automobile seat cover shown positioned over an automobile seat.

FIG. 2 is a bottom view thereof, showing fasteners for securing a portion of the automobile seat cover over the automobile seat as shown in FIG. 1.

FIG. 3 is a side view thereof.

FIG. 4 is a front perspective view thereof, shown over the automobile seat; and,

FIG. 5 is a rear perspective view thereof, shown over the automobile seat.

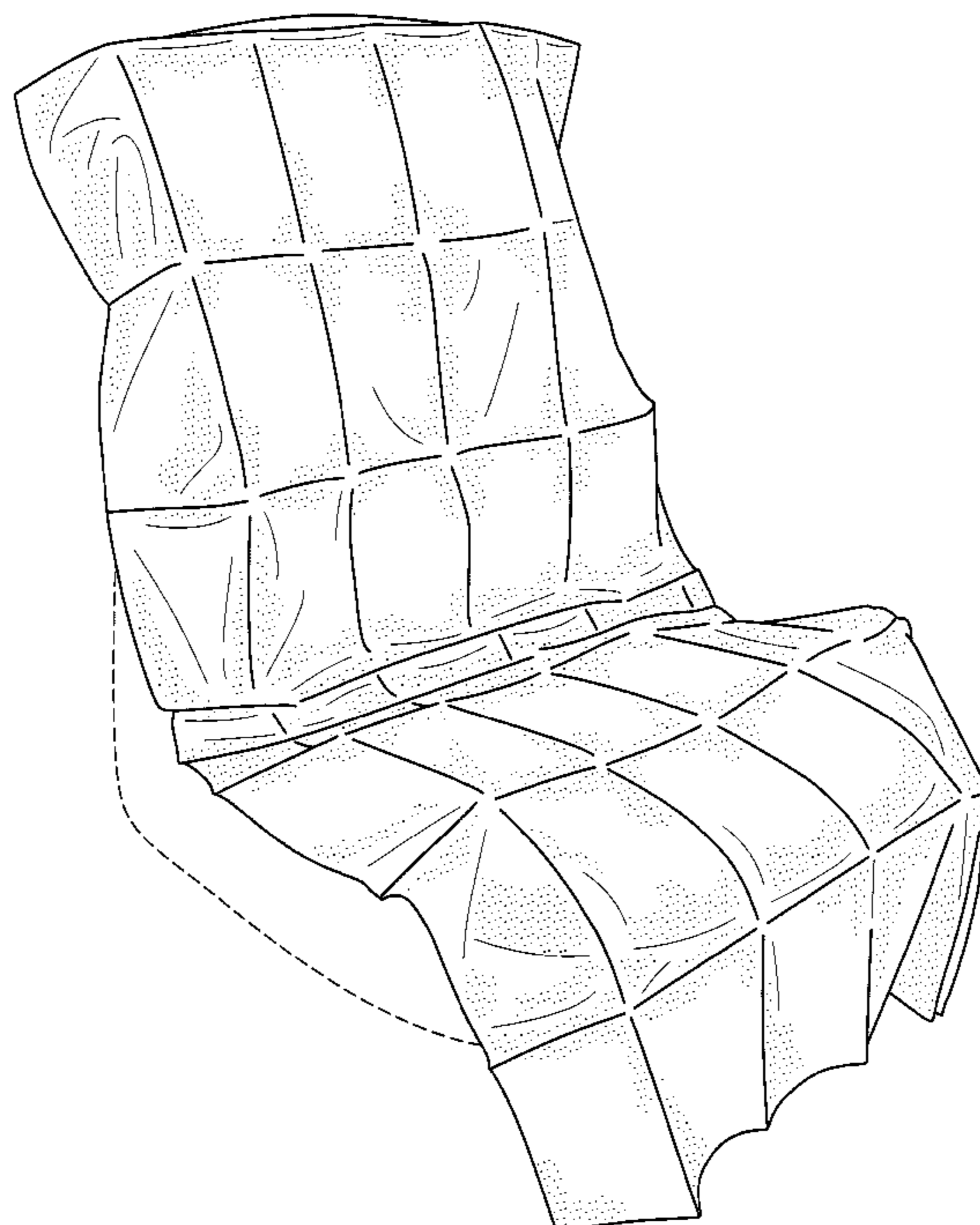
The broken line showing of a seat in FIGS. 4 and 5 forms no part of the claimed design.

1 Claim, 5 Drawing Sheets

(56) **References Cited**

U.S. PATENT DOCUMENTS

| | | | | |
|-----------|-----|---------|------------------|-----------------|
| 4,877,288 | A | 10/1989 | Lee | |
| 4,892,353 | A | 1/1990 | Goddard | |
| D307,370 | S * | 4/1990 | Bailey et al. | D6/611 |
| 5,072,467 | A | 12/1991 | Hunt | |
| D323,757 | S * | 2/1992 | Beauchan | D6/611 |
| 5,121,938 | A * | 6/1992 | Gross et al. | 280/304.1 |
| 5,150,945 | A | 9/1992 | Aupperlee et al. | |
| 5,199,120 | A | 4/1993 | Holmes | |
| D354,411 | S * | 1/1995 | Berkowitz et al. | D6/498 |
| 5,618,082 | A * | 4/1997 | Jachmich | 297/229 |
| 5,806,925 | A | 9/1998 | Hanley | |
| 6,048,026 | A | 4/2000 | Barnett et al. | |
| 6,050,639 | A | 4/2000 | Horn | |
| 6,135,635 | A | 10/2000 | Miller et al. | |



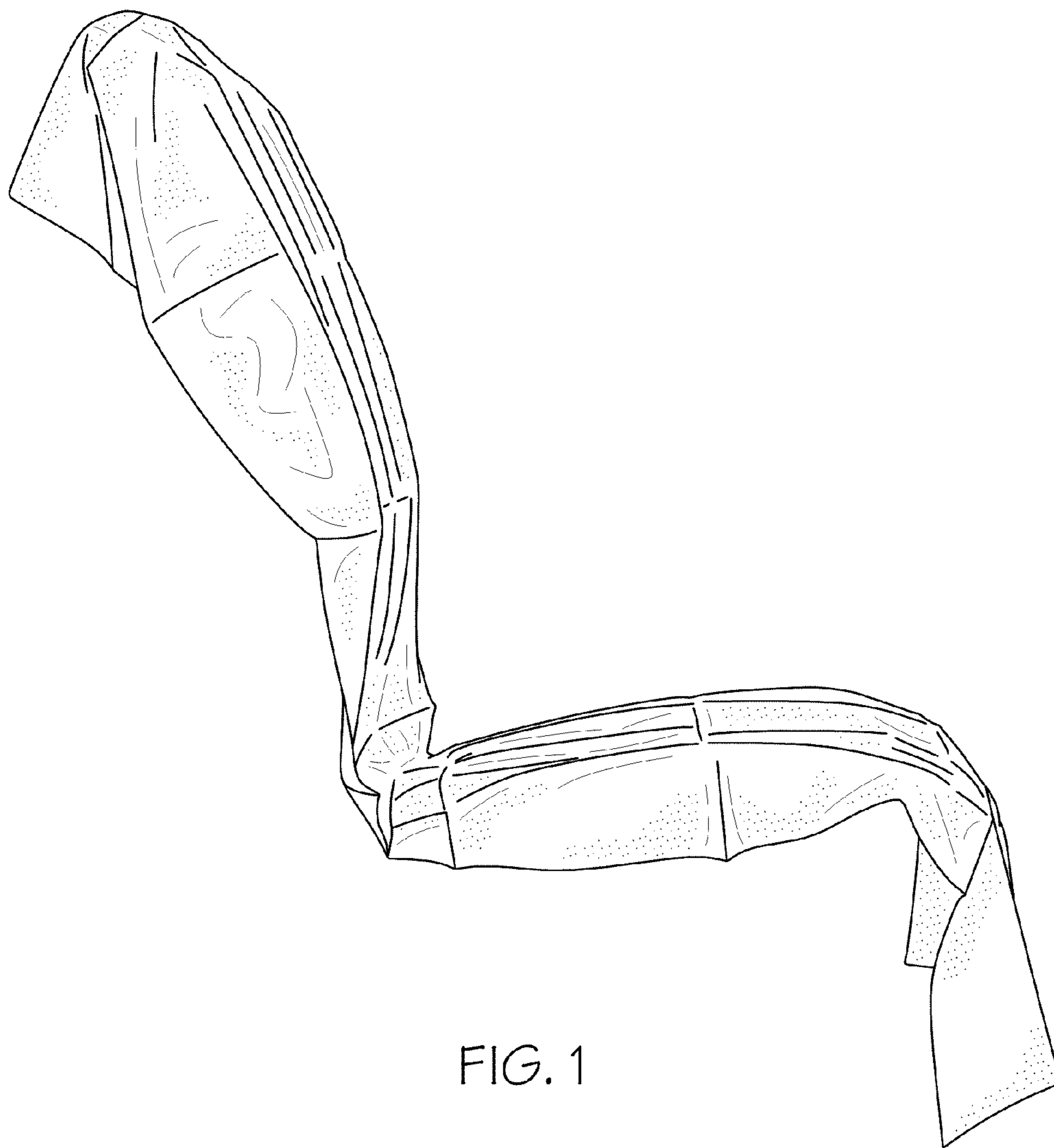


FIG. 1




FIG. 2

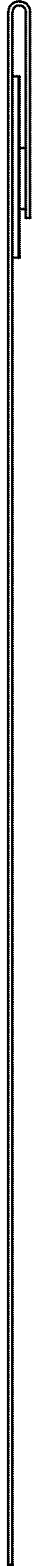


FIG. 3

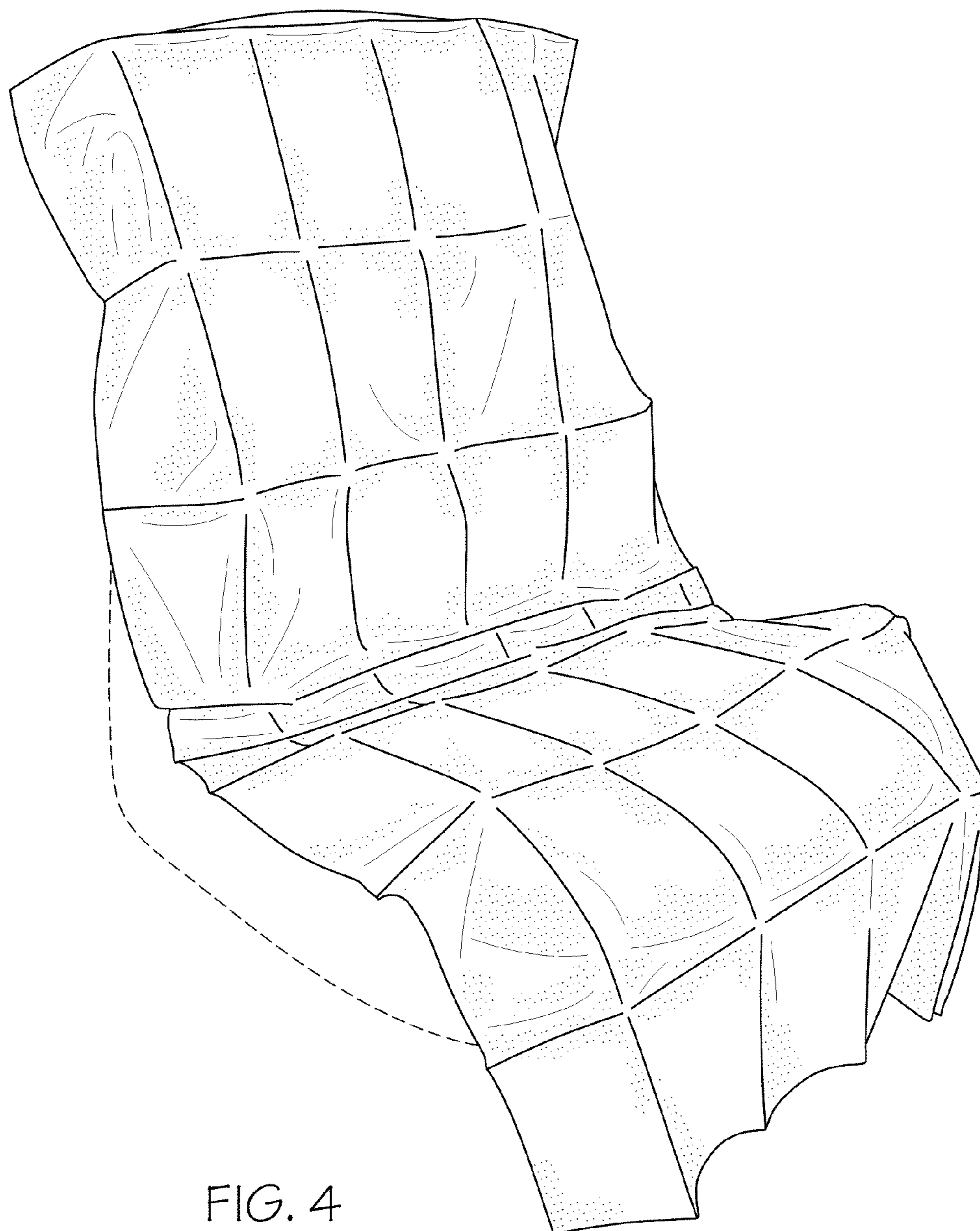


FIG. 4

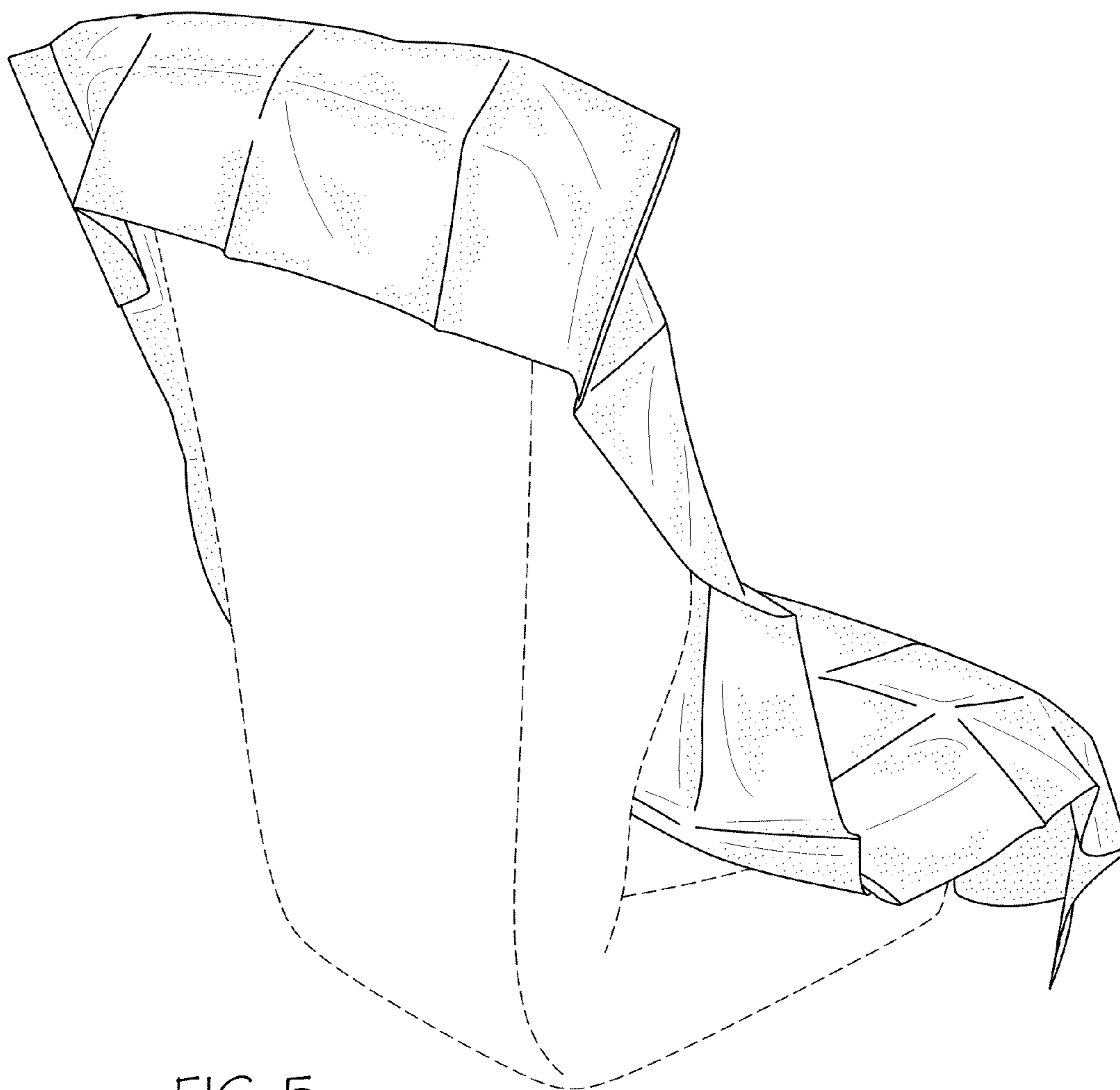


FIG. 5