



US00D647348S

(12) **United States Design Patent**
Klotz

(10) **Patent No.:** **US D647,348 S**

(45) **Date of Patent:** **** Oct. 25, 2011**

- (54) **INFLATABLE CUSHION INSERT**
- (75) Inventor: **Robert Klotz**, Freeburg, IL (US)
- (73) Assignee: **Roho, Inc.**, Belleville, IL (US)
- (**) Term: **14 Years**
- (21) Appl. No.: **29/368,473**
- (22) Filed: **Aug. 24, 2010**

5,369,828 A	12/1994	Graebe	
D355,558 S	2/1995	Graebe	
5,461,741 A *	10/1995	Graebe	5/654
D367,199 S	2/1996	Graebe	
D368,399 S *	4/1996	Buffon	D6/500
5,502,855 A	4/1996	Graebe	
5,533,220 A *	7/1996	Sebag et al.	5/654
5,551,107 A *	9/1996	Graebe	5/654
5,561,875 A *	10/1996	Graebe	5/423
5,596,781 A	1/1997	Graebe	
D386,035 S	11/1997	Matsler et al.	
5,689,845 A *	11/1997	Sobieralski	5/654

(Continued)

Related U.S. Application Data

- (63) Continuation-in-part of application No. 29/355,586, filed on Feb. 10, 2010.
 - (51) **LOC (9) Cl.** **06-09**
 - (52) **U.S. Cl.** **D6/601; D6/604**
 - (58) **Field of Classification Search** D6/595-601, D6/604, 605, 606, 611; 5/653, 654, 655.3, 5/655.5, 710, 644, 645, 909, 648, 630, 633, 5/636, 652, 655.9, 657; 297/219.1, 452.26, 297/452.27, 452.41, DIG. 3
- See application file for complete search history.

Primary Examiner — Lucy Lieberman

(74) *Attorney, Agent, or Firm* — Polster Lieder Woodruff & Lucchesi, L.C.

(57) **CLAIM**

The ornamental design for an inflatable cushion insert, as shown and described.

DESCRIPTION

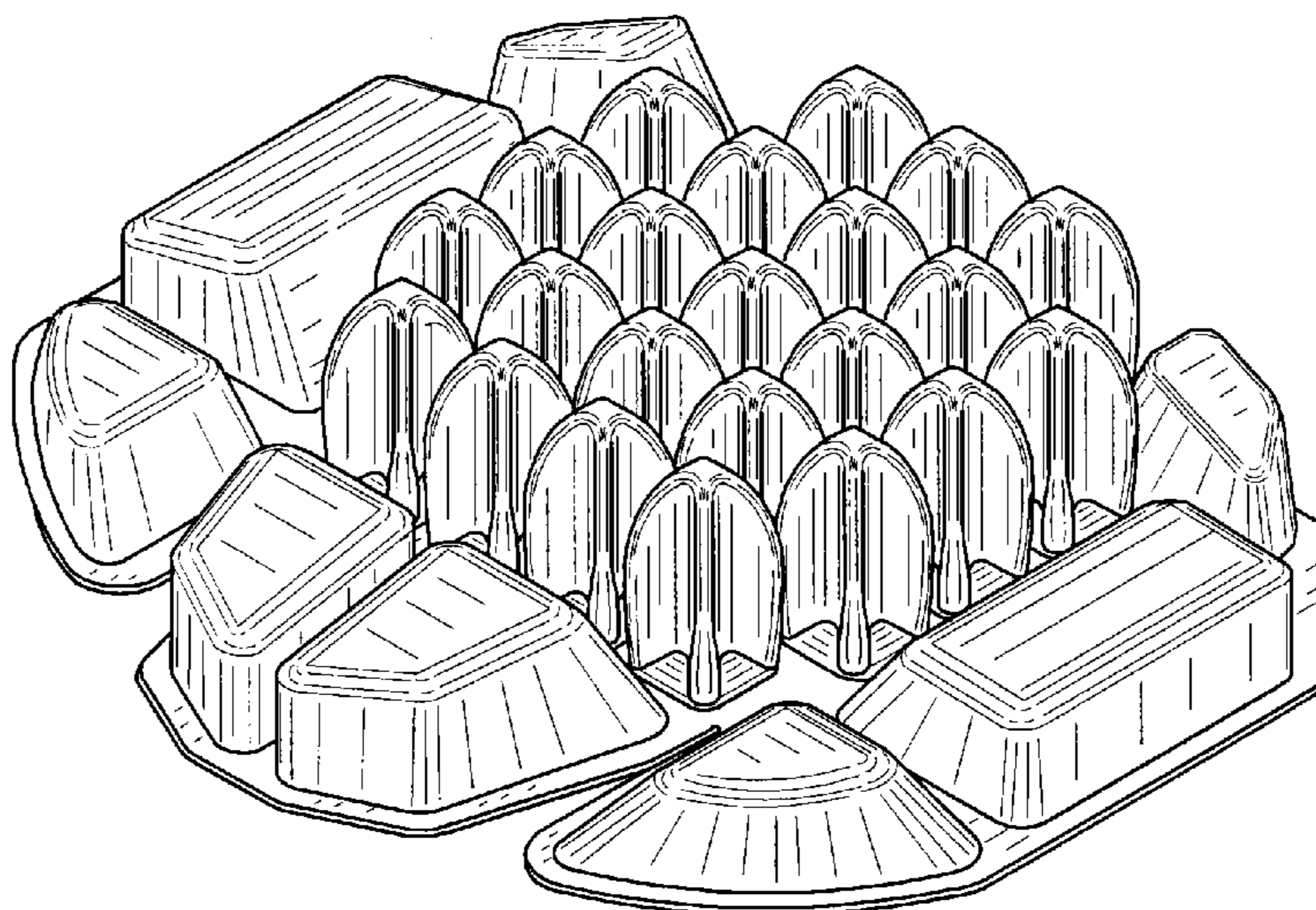
FIG. 1 is a top, front and side perspective view of an inflatable cushion insert showing my new design;
 FIG. 2 is top plan view of FIG. 1;
 FIG. 3 is a bottom plan view of FIG. 1;
 FIG. 4 is a front elevational view of FIG. 1;
 FIG. 5 is a rear elevational view of FIG. 1
 FIG. 6 is the right side elevational view of FIG. 1;
 FIG. 7 is the left side elevational view of FIG. 1;
 FIG. 8 is a top, front and side perspective view of the inflatable cushion insert in a foam base to illustrate environment;
 FIG. 9 is a top plan view of FIG. 8;
 FIG. 10 is a front elevational view of FIG. 8;
 FIG. 11 is a rear elevational view of FIG. 8;
 FIG. 12 is a right side elevational view of FIG. 8; and,
 FIG. 13 is a left side elevational view of FIG. 8.
 The inflatable cushion insert is shown with the front and side flaps folded into a different position in FIG. 8.

(56) **References Cited**

U.S. PATENT DOCUMENTS

3,605,145 A	9/1971	Graebe	
4,422,194 A *	12/1983	Viesturs et al.	5/686
4,485,505 A *	12/1984	Paul	5/714
4,541,136 A *	9/1985	Graebe	5/655.3
4,730,610 A	3/1988	Graebe	
4,809,374 A *	3/1989	Saviez	5/420
4,860,397 A *	8/1989	Gusakov	5/707
5,029,939 A *	7/1991	Smith et al.	297/284.1
5,052,068 A *	10/1991	Graebe	5/654
5,111,544 A *	5/1992	Graebe	5/654
5,152,023 A	10/1992	Graebe	
5,160,785 A *	11/1992	Davidson, Jr.	428/316.6
D338,363 S *	8/1993	Martel	D6/604
5,243,722 A *	9/1993	Gusakov	5/655.3
D342,411 S	12/1993	Graebe	
5,317,773 A	6/1994	Graebe	

1 Claim, 5 Drawing Sheets



US D647,348 S

Page 2

U.S. PATENT DOCUMENTS

D389,692 S	1/1998	Graebe et al.	
D389,702 S *	1/1998	Graebe et al.	D6/601
D391,110 S	2/1998	Graebe et al.	
5,839,140 A *	11/1998	Wilkerson	5/654
5,845,352 A *	12/1998	Matsler et al.	5/654
6,018,832 A *	2/2000	Graebe	5/654
D439,098 S	3/2001	Matsler et al.	
D463,701 S	10/2002	Borcherding et al.	
6,502,263 B1 *	1/2003	Rowley et al.	5/654
6,598,251 B2 *	7/2003	Habboub et al.	5/654
6,623,080 B2 *	9/2003	Clapper	297/452.41
6,715,171 B2 *	4/2004	Grabe	5/644
6,901,617 B2	6/2005	Sprouse, II et al.	
D508,812 S *	8/2005	Kuo	D6/601
7,350,251 B2	4/2008	Fraser et al.	
7,373,678 B2	5/2008	Hetzel et al.	
7,424,761 B1	9/2008	Graebe	
7,681,264 B2	3/2010	Graebe	
7,681,265 B2	3/2010	Fraser	
D617,131 S	6/2010	Sprouse, II	
2003/0205920 A1 *	11/2003	Sprouse et al.	297/219.1
2005/0151410 A1 *	7/2005	Sprouse, II	297/452.41
2008/0079306 A1	4/2008	Whelan et al.	

* cited by examiner

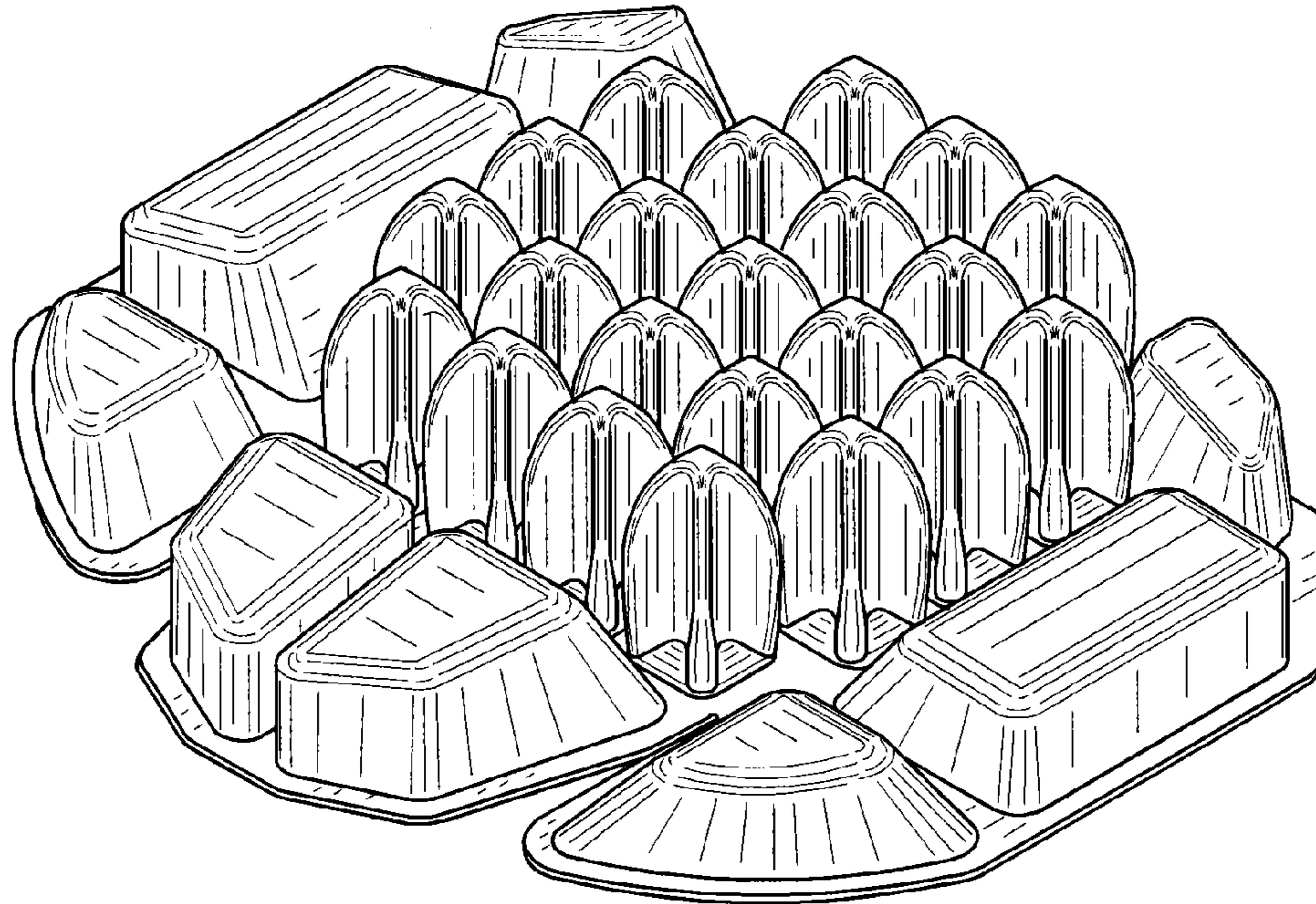


FIG. 1

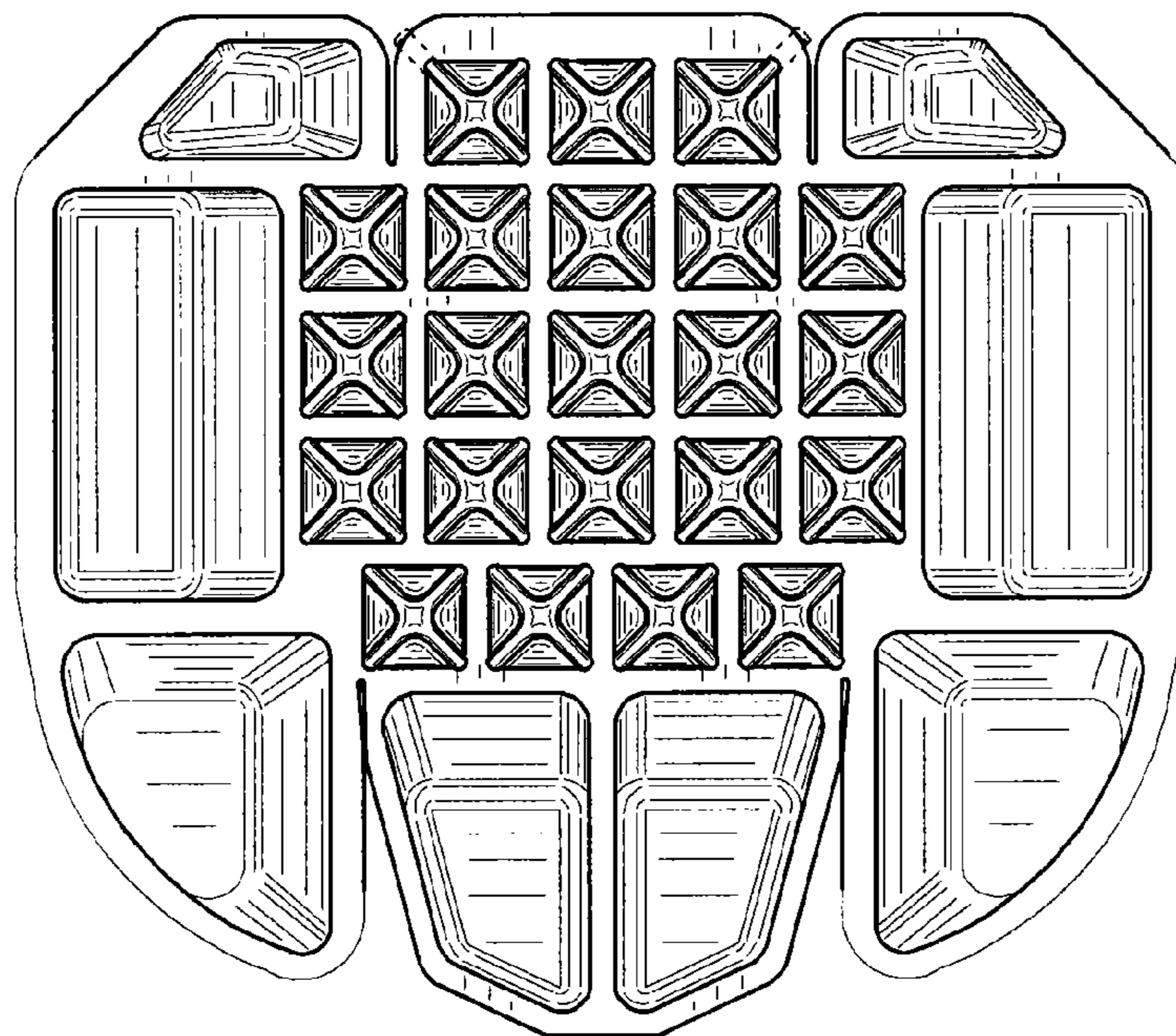


FIG. 2

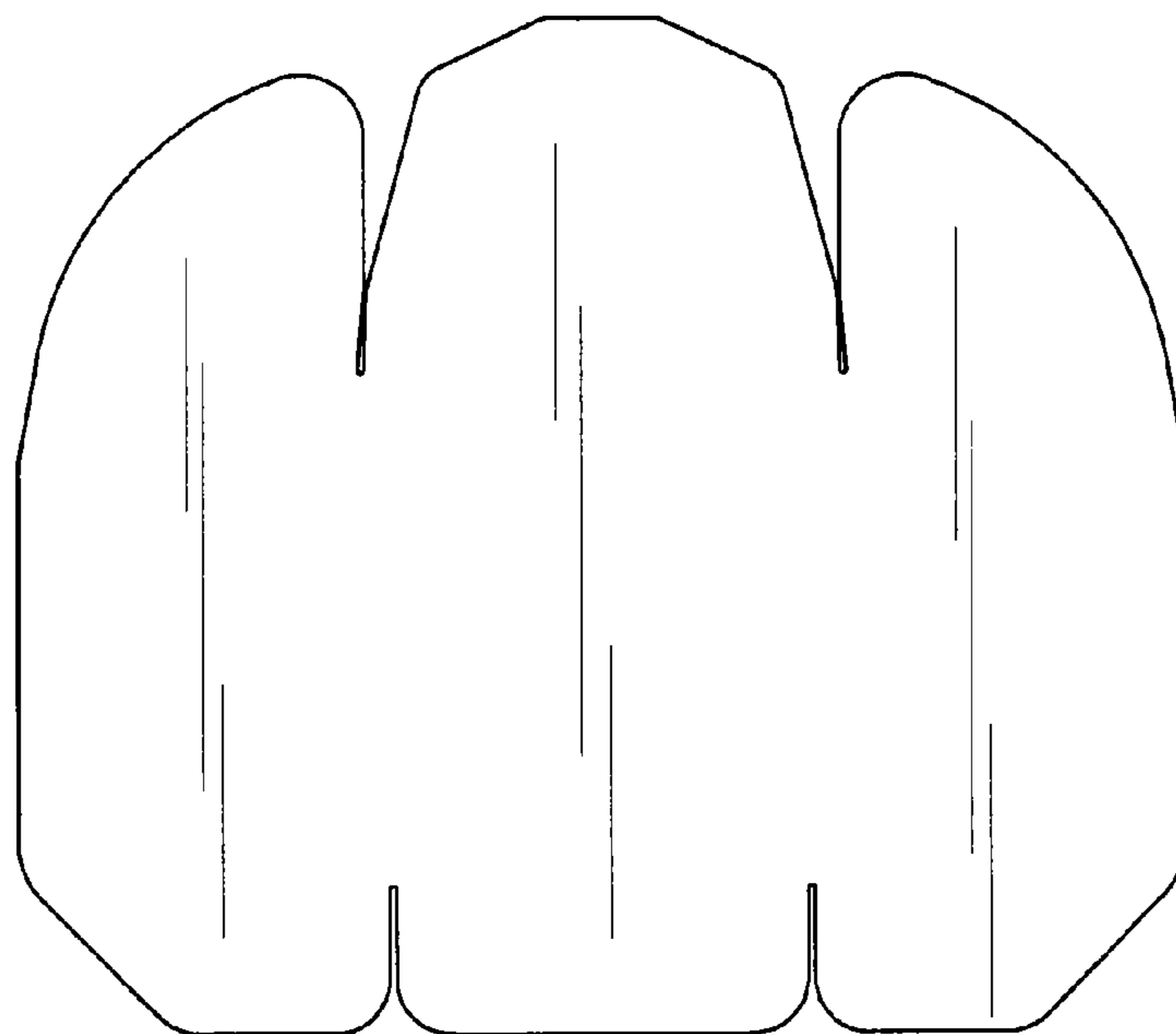


FIG. 3




FIG. 4

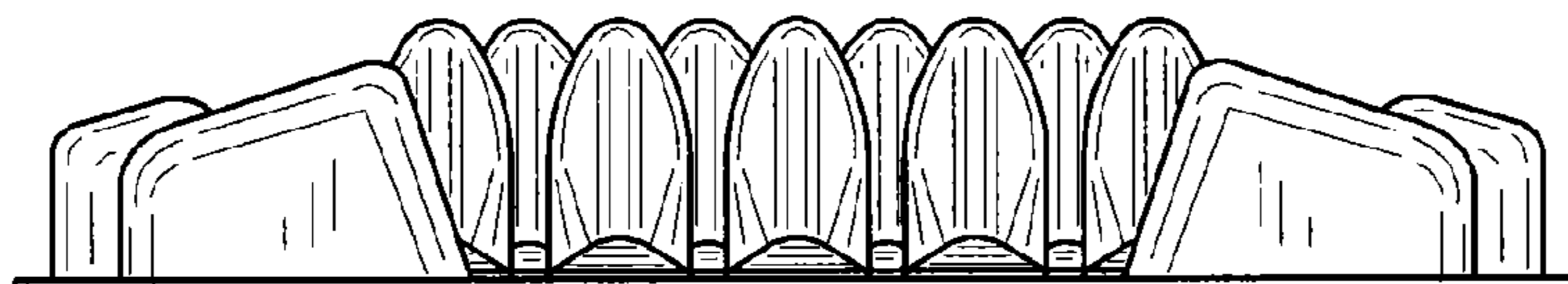


FIG. 5




FIG. 6




FIG. 7

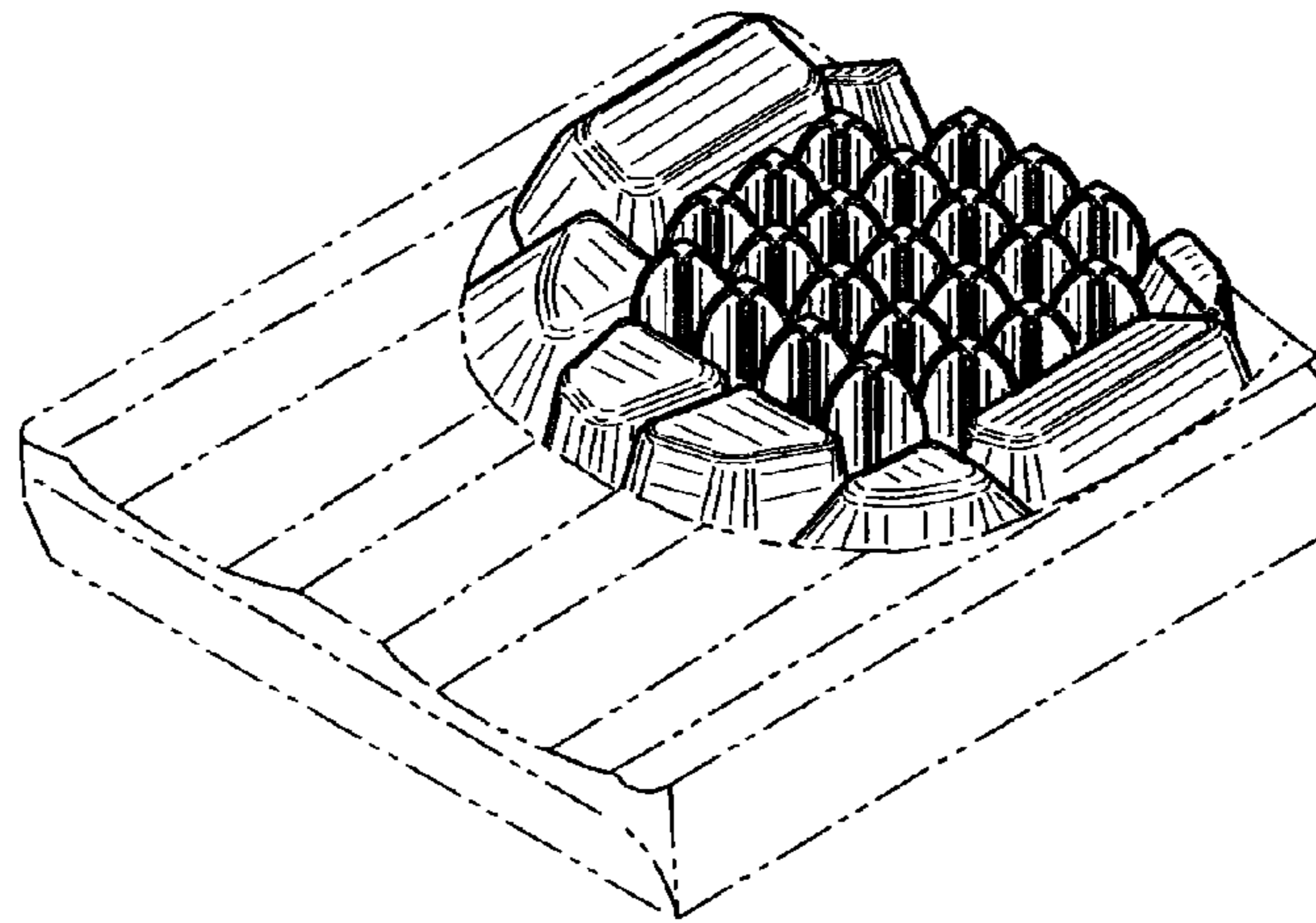


FIG. 8

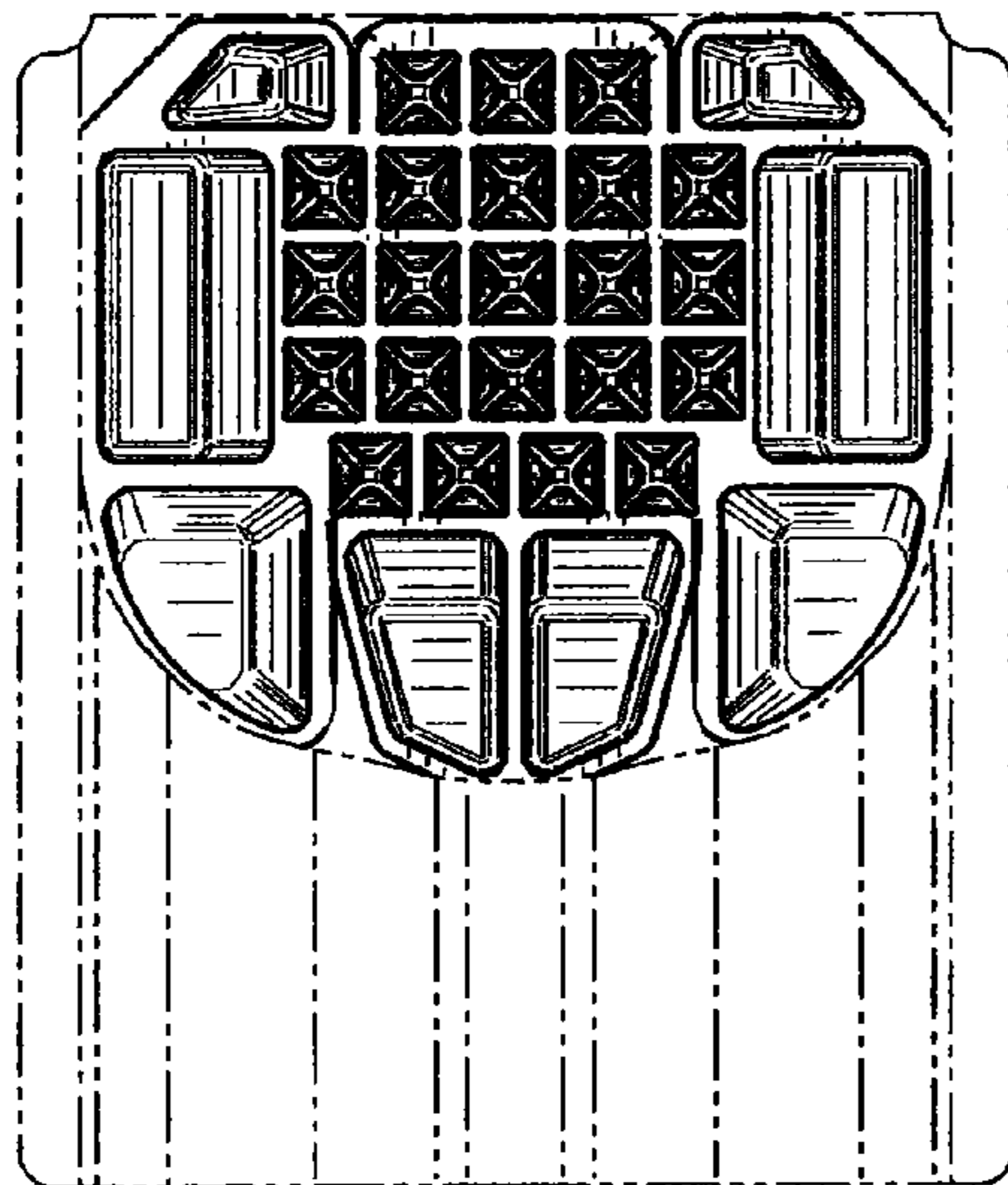


FIG. 9




FIG. 10




FIG. 11




FIG. 12

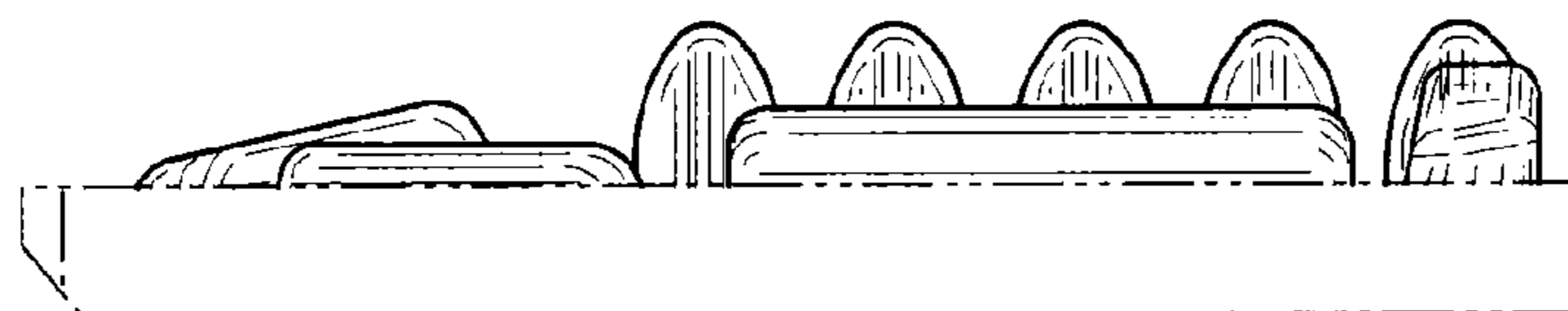


FIG. 13