



US00D647347S

(12) **United States Design Patent**
Klotz

(10) **Patent No.:** **US D647,347 S**

(45) **Date of Patent:** **** Oct. 25, 2011**

- (54) **INFLATABLE CUSHION INSERT**
- (75) Inventor: **Robert Klotz**, Freeburg, IL (US)
- (73) Assignee: **Roho, Inc.**, Belleville, IL (US)
- (**) Term: **14 Years**
- (21) Appl. No.: **29/368,472**
- (22) Filed: **Aug. 24, 2010**

- D355,558 S 2/1995 Graebe
- 5,461,741 A * 10/1995 Graebe 5/654
- D367,199 S 2/1996 Graebe
- D368,399 S * 4/1996 Buffon D6/500
- 5,502,855 A 4/1996 Graebe
- 5,533,220 A * 7/1996 Sebag et al. 5/654
- 5,551,107 A * 9/1996 Graebe 5/654

(Continued)

Primary Examiner — Lucy Lieberman

(74) *Attorney, Agent, or Firm* — Polster Lieder Woodruff & Lucheshi, L.C.

Related U.S. Application Data

- (63) Continuation-in-part of application No. 29/355,586, filed on Feb. 10, 2010.
- (51) **LOC (9) Cl.** **06-09**
- (52) **U.S. Cl.** **D6/601; D6/604**
- (58) **Field of Classification Search** D6/595–601, D6/604, 605, 606, 611; 5/653, 654, 655.3, 5/655.5, 710, 644, 645, 909, 648, 630, 633, 5/636, 652, 655.9, 657; 297/219.1, 452.26, 297/452.27, 452.41, DIG. 3
See application file for complete search history.

(57) **CLAIM**

The ornamental design for an inflatable cushion insert, as shown and described.

DESCRIPTION

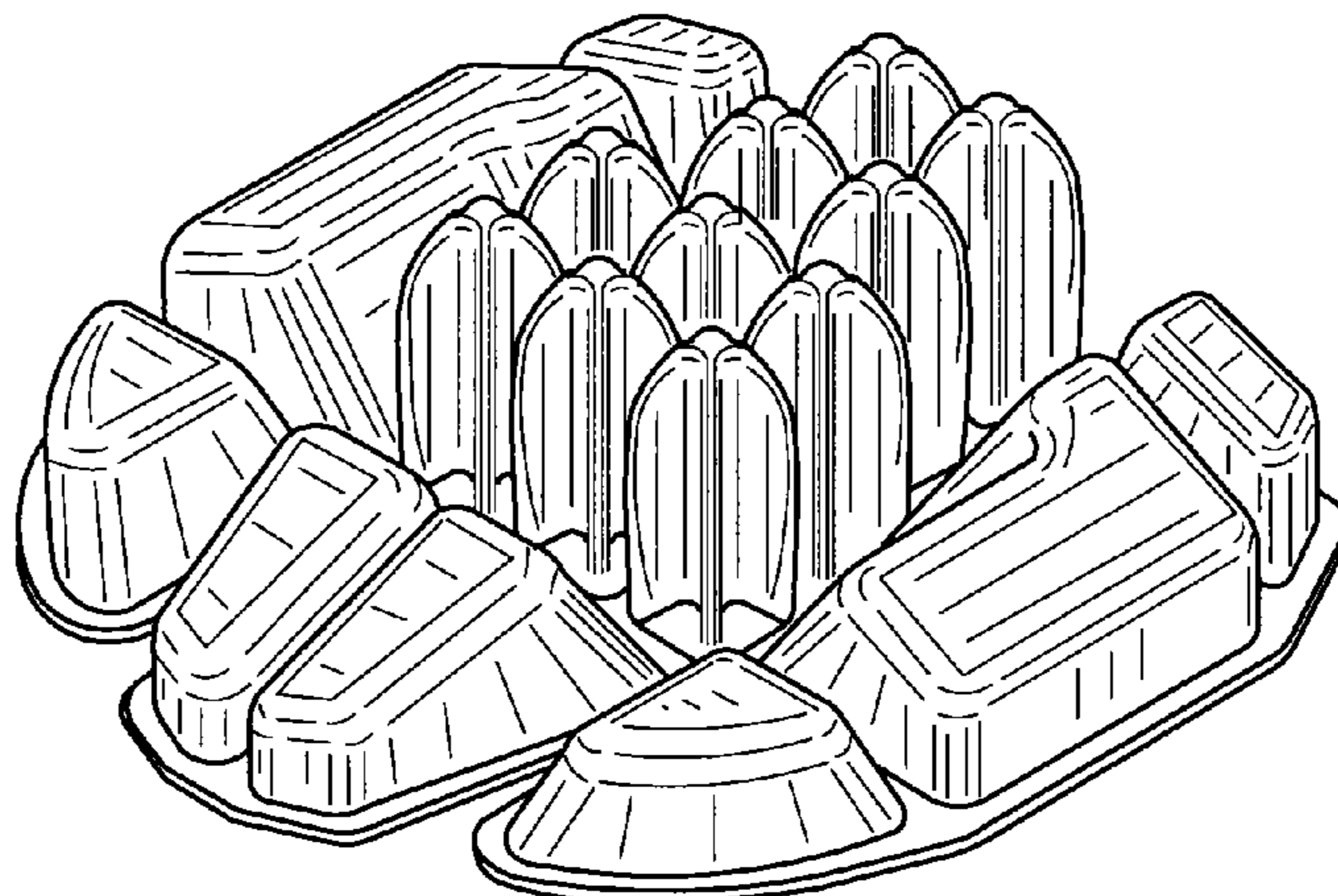
FIG. 1 is a top, front and side perspective view of an inflatable cushion insert showing my new design;
 FIG. 2 is top plan view of FIG. 1;
 FIG. 3 is a bottom plan view of FIG. 1;
 FIG. 4 is a front elevational view of FIG. 1;
 FIG. 5 is a rear elevational view FIG. 1
 FIG. 6 is the right side elevational view of FIG. 1;
 FIG. 7 is the left side elevational view of FIG. 1;
 FIG. 8 is a top, front and side perspective view of the inflatable cushion insert in a foam base to illustrate environment;
 FIG. 9 is a top plan view of FIG. 8;
 FIG. 10 is a front elevational view of FIG. 8;
 FIG. 11 is a rear elevational view of FIG. 8;
 FIG. 12 is a right side elevational view of FIG. 8; and,
 FIG. 13 is a left side elevational view of FIG. 8.
 The inflatable cushion insert is shown with the front and side flaps folded into a different position in FIG. 8. All the other views show the inflatable cushion insert in the unfolded position.
 The various views are shown drawn on different scales.
 All broken lines are for illustrative purposes only, and form no part of the claimed design.

(56) **References Cited**

U.S. PATENT DOCUMENTS

- 3,605,145 A 9/1971 Graebe
- 4,422,194 A * 12/1983 Viesturs et al. 5/686
- 4,485,505 A * 12/1984 Paul 5/714
- 4,541,136 A * 9/1985 Graebe 5/655.3
- 4,730,610 A 3/1988 Graebe
- 4,809,374 A * 3/1989 Saviez 5/420
- 4,860,397 A * 8/1989 Gusakov 5/707
- 5,029,939 A * 7/1991 Smith et al. 297/284.1
- 5,052,068 A * 10/1991 Graebe 5/654
- 5,111,544 A * 5/1992 Graebe 5/654
- 5,152,023 A 10/1992 Graebe
- 5,160,785 A * 11/1992 Davidson, Jr. 428/316.6
- D338,363 S * 8/1993 Martel D6/604
- 5,243,722 A * 9/1993 Gusakov 5/655.3
- D342,411 S 12/1993 Graebe
- 5,317,773 A 6/1994 Graebe
- 5,369,828 A 12/1994 Graebe

1 Claim, 5 Drawing Sheets



US D647,347 S

Page 2

U.S. PATENT DOCUMENTS

5,561,875	A *	10/1996	Graebe	5/423	6,623,080	B2 *	9/2003	Clapper	297/452.41
5,596,781	A	1/1997	Graebe		6,715,171	B2 *	4/2004	Grabe	5/644
D386,035	S	11/1997	Matsler et al.		6,901,617	B2	6/2005	Sprouse, II et al.	
5,689,845	A *	11/1997	Sobieralski	5/654	D508,812	S *	8/2005	Kuo	D6/601
D389,692	S	1/1998	Graebe et al.		7,350,251	B2	4/2008	Fraser et al.	
D389,702	S *	1/1998	Graebe et al.	D6/601	7,373,678	B2	5/2008	Hetzel et al.	
D391,110	S	2/1998	Graebe et al.		7,424,761	B1	9/2008	Graebe	
5,839,140	A *	11/1998	Wilkerson	5/654	7,681,264	B2	3/2010	Graebe	
5,845,352	A *	12/1998	Matsler et al.	5/654	7,681,265	B2	3/2010	Fraser	
6,018,832	A *	2/2000	Graebe	5/654	D617,131	S	6/2010	Sprouse, II	
D439,098	S	3/2001	Matsler et al.		2003/0205920	A1 *	11/2003	Sprouse et al.	297/219.1
D463,701	S	10/2002	Borcharding et al.		2005/0151410	A1 *	7/2005	Sprouse	297/452.41
6,502,263	B1 *	1/2003	Rowley et al.	5/654	2008/0079306	A1	4/2008	Whelan et al.	
6,598,251	B2 *	7/2003	Habboub et al.	5/654					

* cited by examiner




FIG. 1

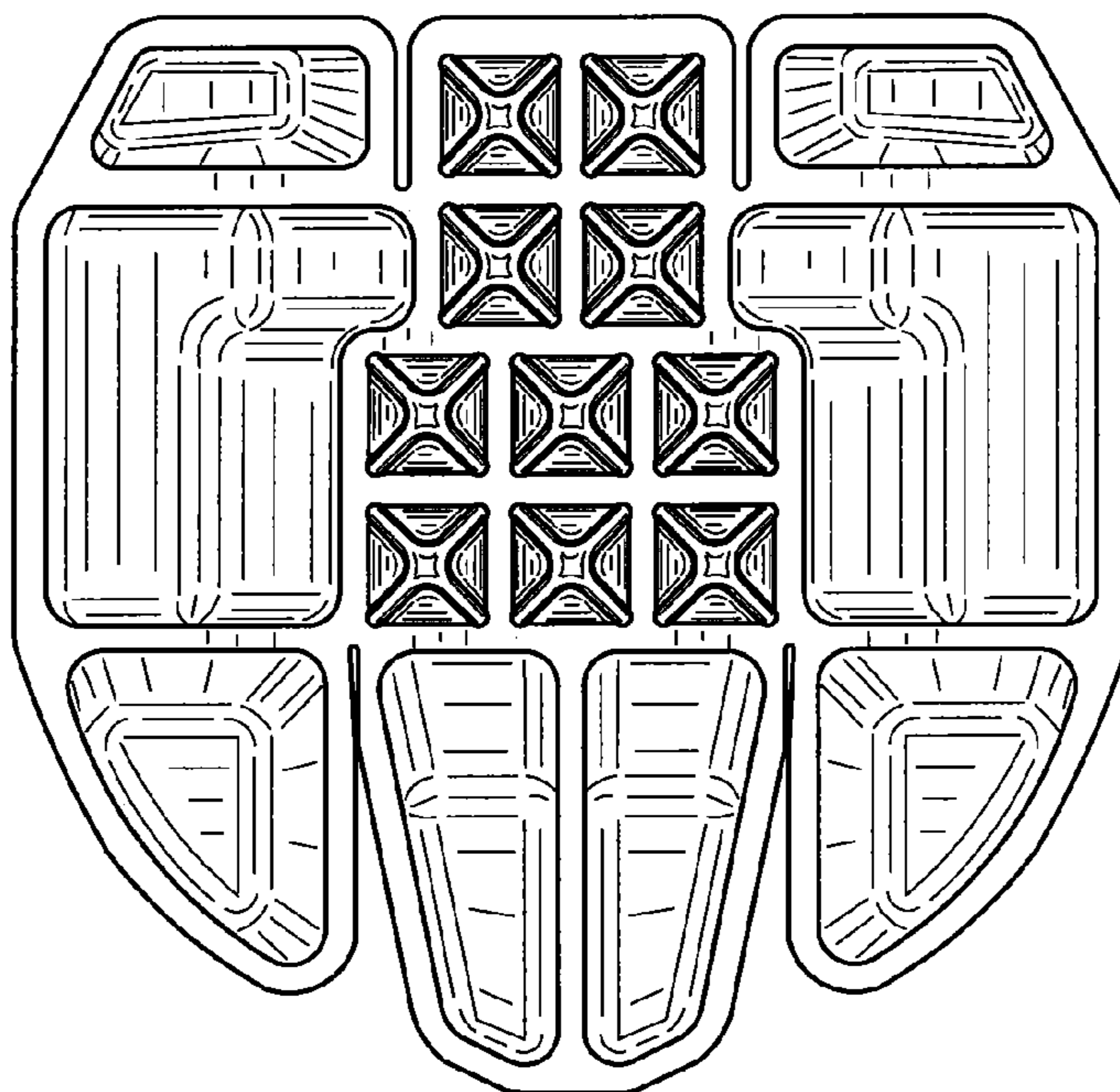


FIG. 2

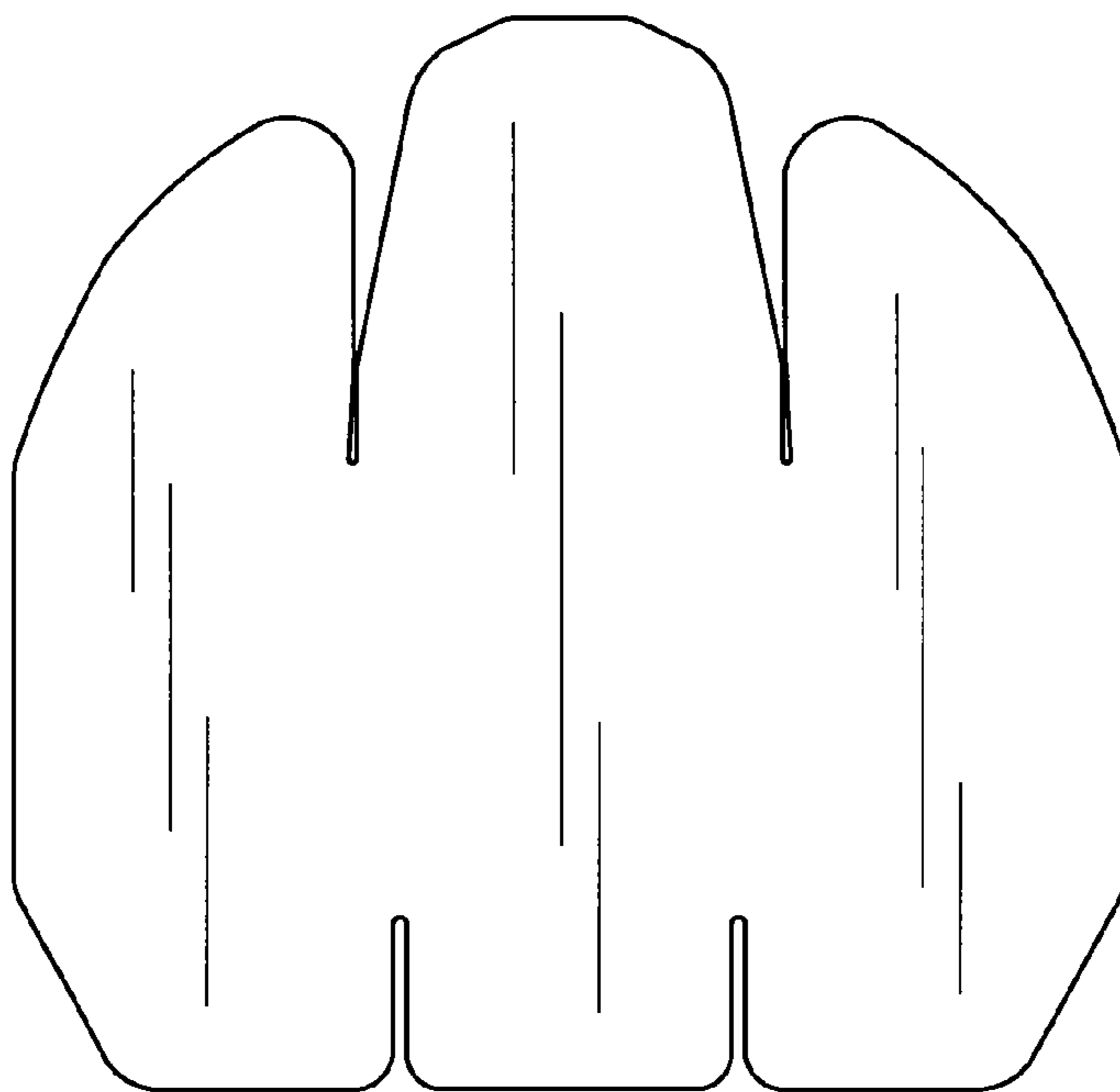


FIG. 3

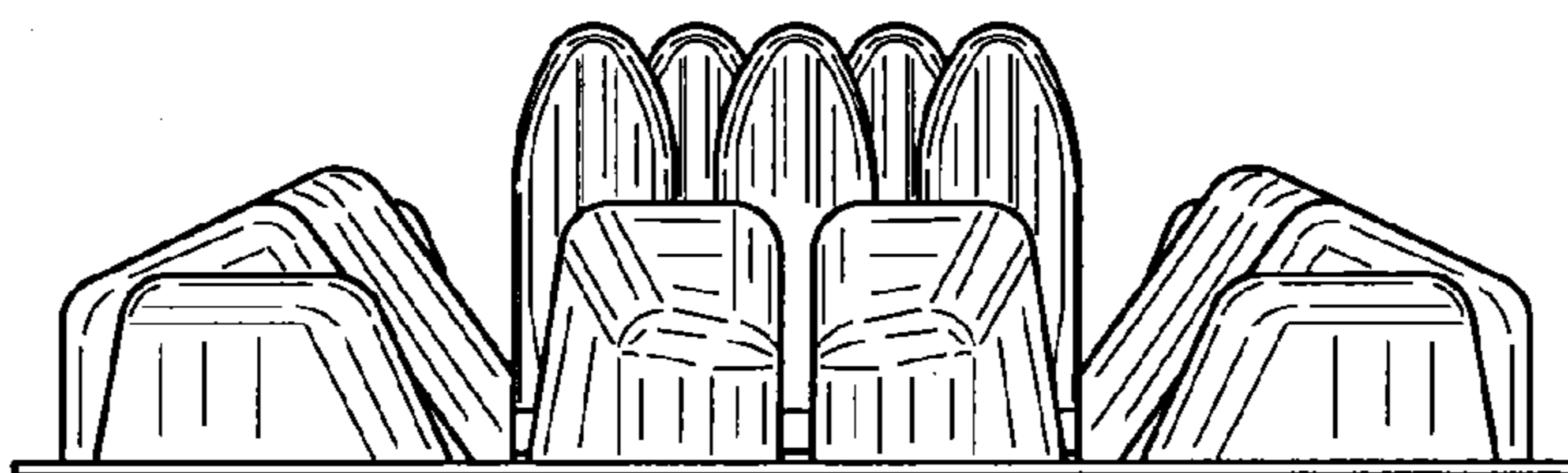


FIG. 4

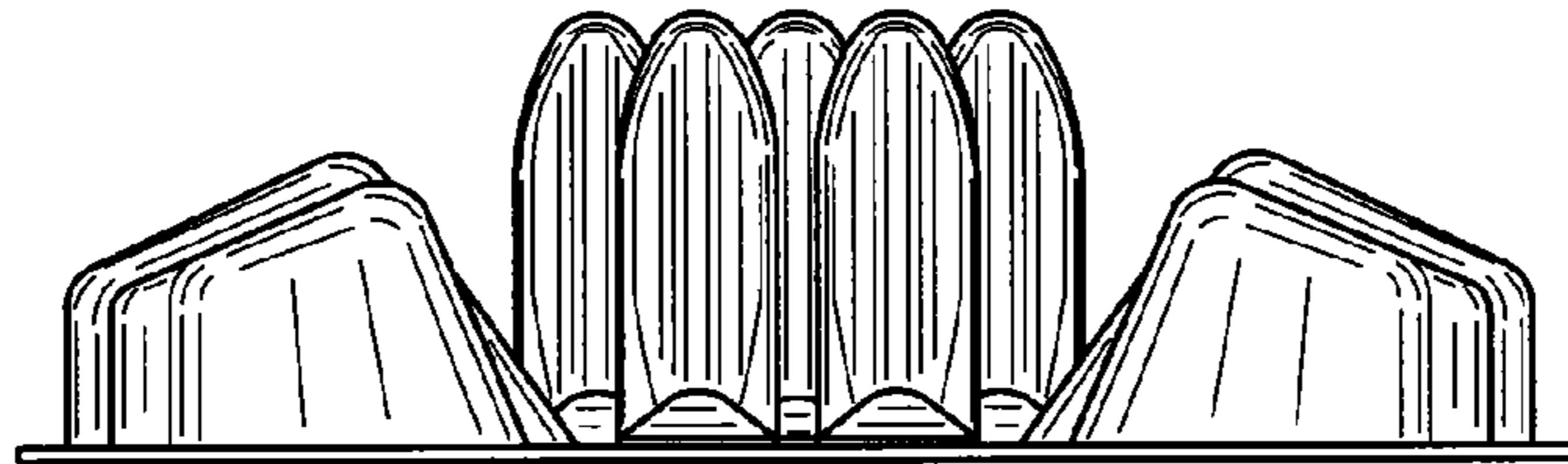


FIG. 5




FIG. 6




FIG. 7

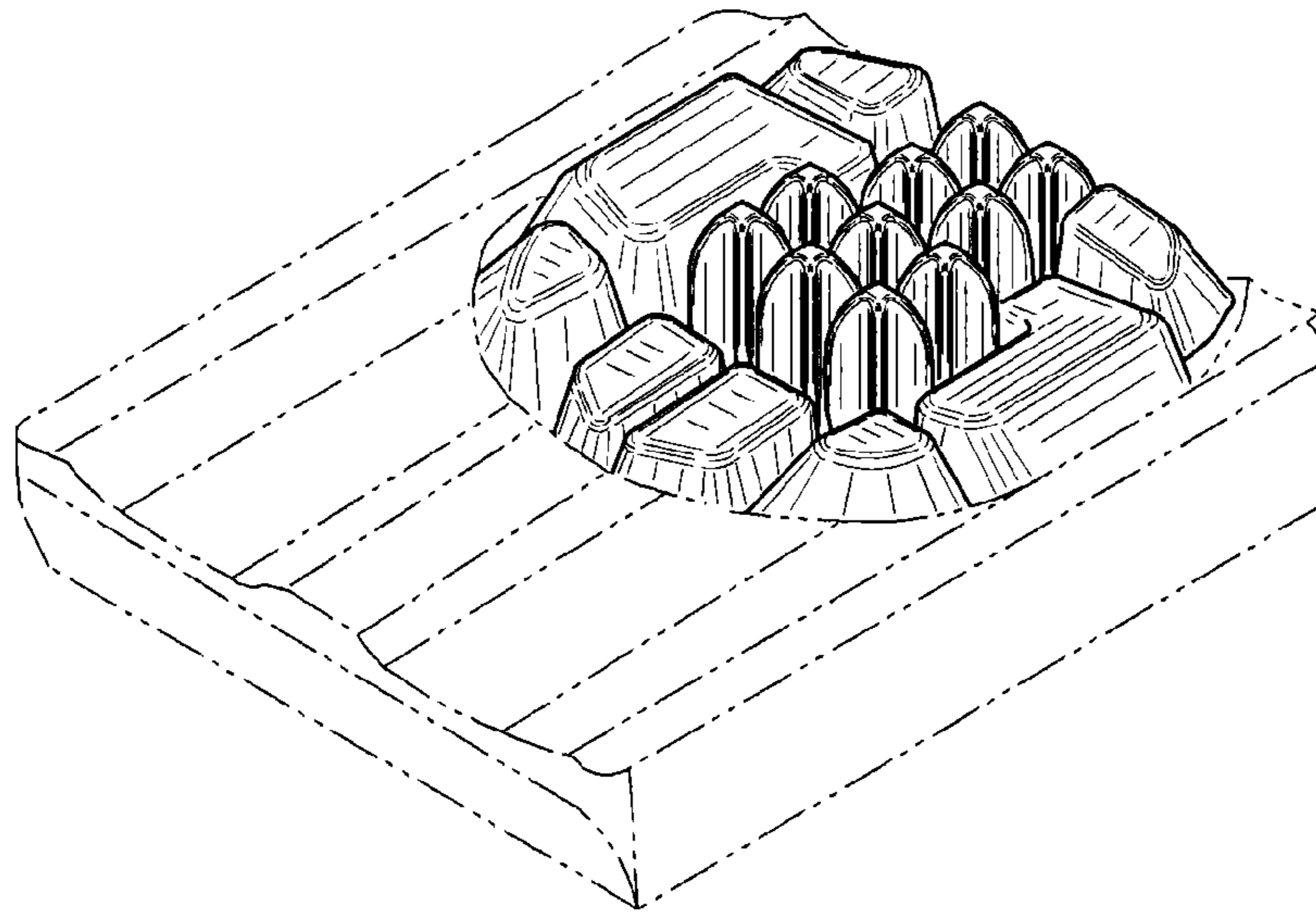


FIG. 8

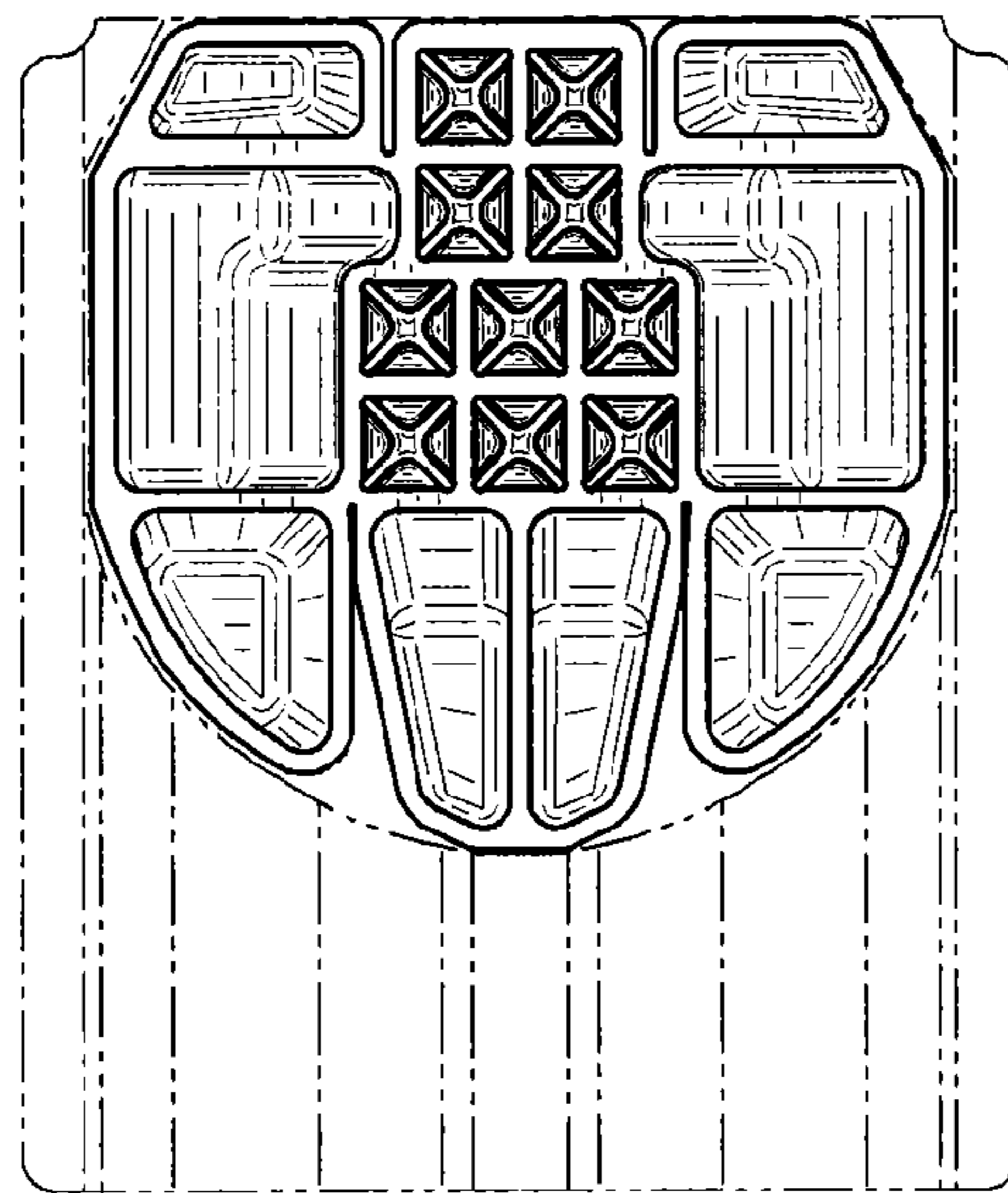


FIG. 9




FIG. 10




FIG. 11




FIG. 12




FIG. 13