



US00D647335S

(12) **United States Design Patent**
Delmestri

(10) **Patent No.:** **US D647,335 S**
(45) **Date of Patent:** **** Oct. 25, 2011**

(54) **SEATING SIDE**

(76) **Inventor:** **Fabio G. Delmestri**, High Point, NC
(US)

(**) **Term:** **14 Years**

(21) **Appl. No.:** **29/367,184**

(22) **Filed:** **Aug. 4, 2010**

(51) **LOC (9) Cl.** **06-01**

(52) **U.S. Cl.** **D6/500; D6/379**

(58) **Field of Classification Search** D6/334-336,
D6/369, 370, 371-373, 374, 375, 376, 379,
D6/380, 381, 500-502; 297/232, 239, 411.42,
297/411.43, 445.1, 446.1, 448.1, 448.2, 452.63
See application file for complete search history.

(56) **References Cited**

U.S. PATENT DOCUMENTS

D358,041 S *	5/1995	Watts	D6/379
D409,408 S *	5/1999	James et al.	D6/379
D446,958 S *	8/2001	Olson	D6/379
D529,736 S *	10/2006	McCurry	D6/500
D551,459 S *	9/2007	Zagler	D6/379
D571,119 S *	6/2008	Leonetti et al.	D6/379
D593,338 S *	6/2009	Schweikarth et al.	D6/379
D600,049 S *	9/2009	Heltemes et al.	D6/501
D615,782 S *	5/2010	Beckley et al.	D6/501

OTHER PUBLICATIONS

Five (5) pages of drawings from U.S. Appl. No. 29/361,145, filed May 6, 2010 of Fabio G. Delmestri.

* cited by examiner

Primary Examiner — Brian N Vinson

(57) **CLAIM**

The ornamental design for a seating side, as shown and described.

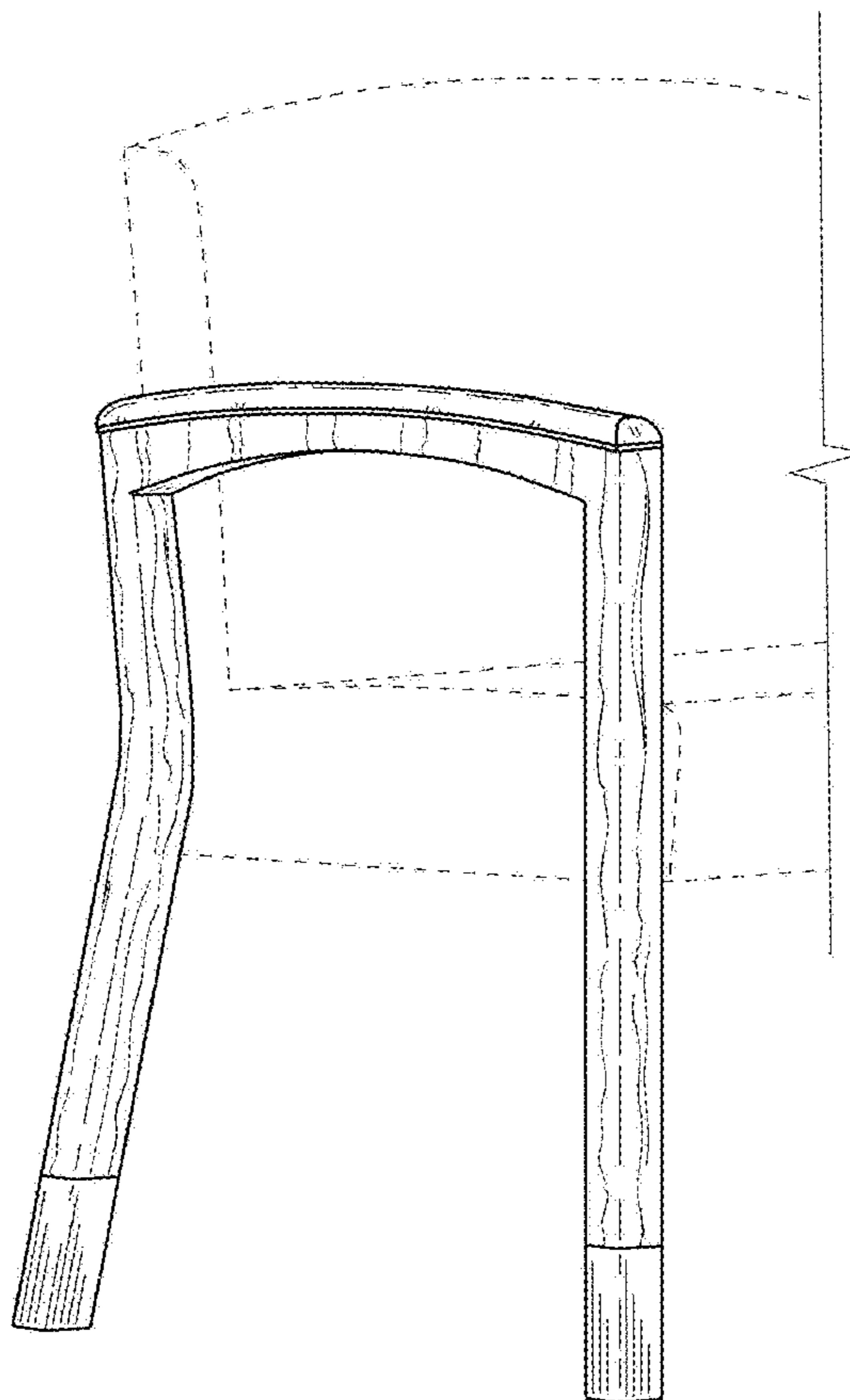
DESCRIPTION

FIG. 1 is a top, front, left side perspective view of a seating side showing my new design;
FIG. 2 is a front elevational view thereof;
FIG. 3 is a rear elevational view thereof;
FIG. 4 is a left side elevational view thereof;
FIG. 5 is a right side elevational view thereof;
FIG. 6 is a top plan view thereof; and,
FIG. 7 is a bottom plan view thereof.

The horizontal lines near the bottom of the legs show a change of material from the wood grain above and is a lighter color from the upper part of the seating side.

The seat shown in dashed lines is included for the purpose of illustrating environment and forms no part of the claimed design.

1 Claim, 5 Drawing Sheets



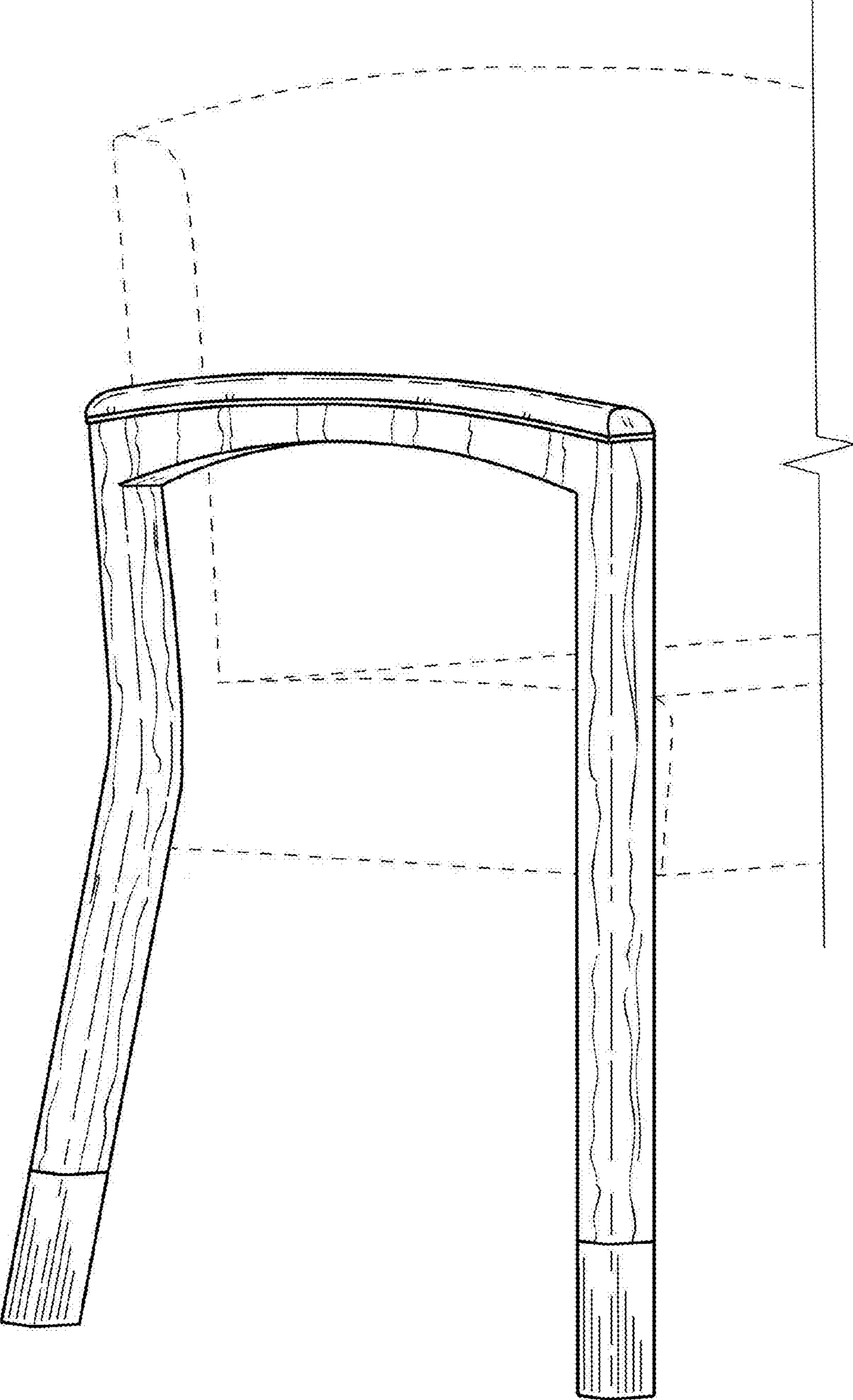


Fig. 1




Fig. 2




Fig. 3




Fig. 4

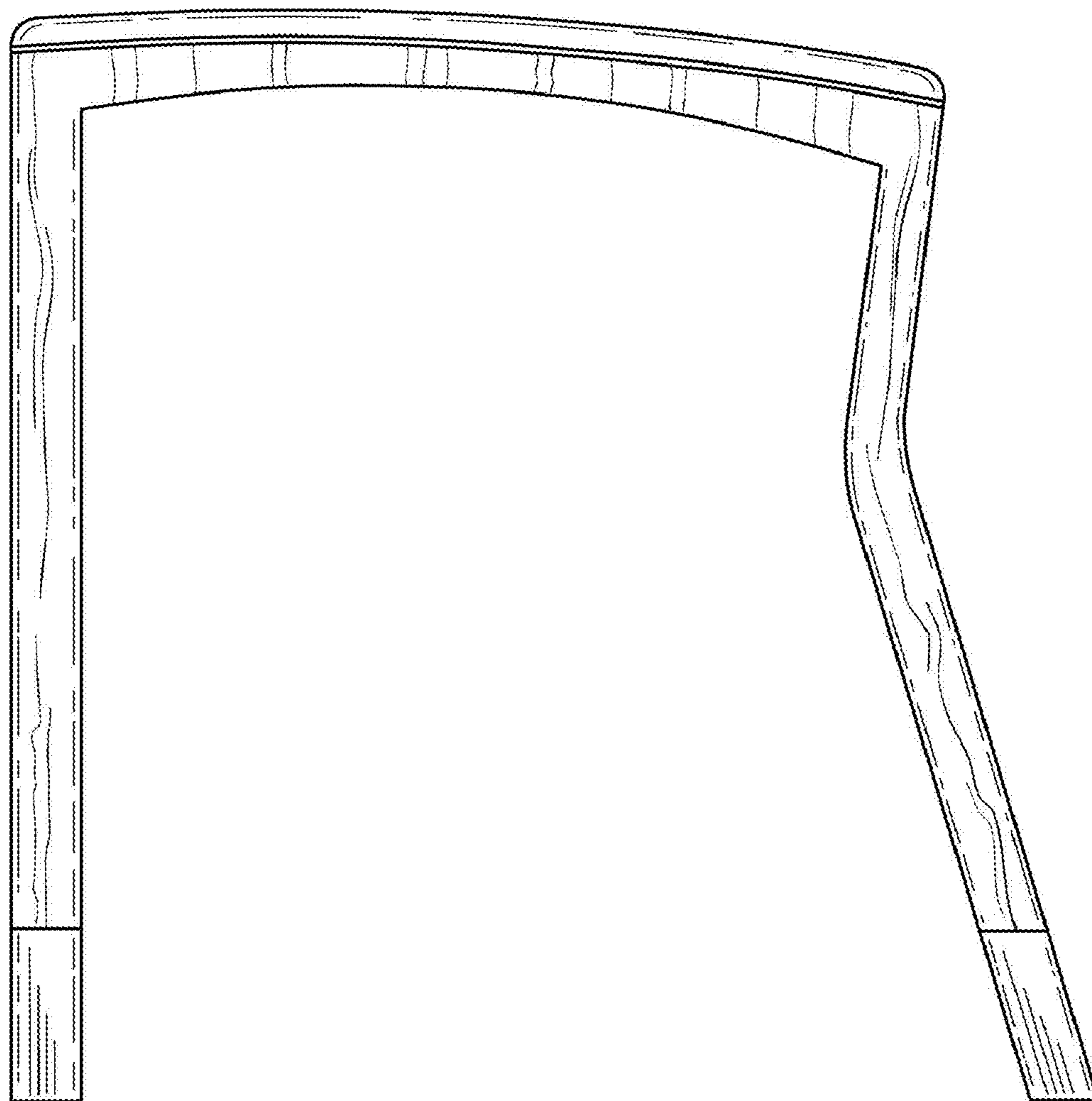


Fig. 5



Fig. 6



Fig. 7