

US00D647325S

(12) **United States Design Patent**
Gormezano

(10) **Patent No.:** **US D647,325 S**

(45) **Date of Patent:** **** *Oct. 25, 2011**

(54) **DISPLAY CABINET**

(76) Inventor: **Jeremy Gormezano**, Paris (FR)

(*) Notice: This patent is subject to a terminal disclaimer.

(**) Term: **14 Years**

(21) Appl. No.: **29/289,401**

(22) Filed: **Jul. 17, 2007**

(51) **LOC (9) Cl.** **06-04**

(52) **U.S. Cl.** **D6/449**

(58) **Field of Classification Search** D6/467,
D6/455-457, 474, 476-479, 432, 437-439,
D6/445-446; 211/13.1, 85.2, 85.3, 90.01,
211/134, 153; 312/114, 204, 109, 265.1-265.6,
312/348.3, 348.2, 138.1; 220/500, 529
See application file for complete search history.

(56) **References Cited**

U.S. PATENT DOCUMENTS

2,482,174	A *	9/1949	Hake	312/111
D239,750	S *	5/1976	Sgombick	D6/446
D247,403	S *	3/1978	Muller	D6/431
D251,945	S *	5/1979	Offredi	D6/436
D252,062	S *	6/1979	West	D6/439
D277,817	S *	3/1985	Weshler	D6/471
D296,055	S	6/1988	De Prins	
D296,396	S	6/1988	De Prins	
D296,633	S	7/1988	De Prins	
D298,194	S	10/1988	De Prins	
D301,413	S	6/1989	Rosen	
D333,567	S *	3/1993	Dziewa	D6/436

D333,931	S	3/1993	Wein	
D379,631	S *	6/1997	Odom	D15/86
D386,017	S	11/1997	Inman	
D410,155	S *	5/1999	Wang	D6/437
5,904,410	A *	5/1999	Davies	312/259
D469,986	S	2/2003	Stanton	
D498,945	S *	11/2004	McDaniel et al.	D6/439
D515,813	S *	2/2006	Roberson	D3/319
D518,663	S	4/2006	Chou	

* cited by examiner

Primary Examiner — Caron Veynar

Assistant Examiner — Abraham Bahta

(74) *Attorney, Agent, or Firm* — John Alumit, Esq.; Patel & Plumit, PC

(57) **CLAIM**

I claim the ornamental design for a display cabinet, as shown and described.

DESCRIPTION

FIG. 1 is a perspective view of the display cabinet for displaying ties according to the new design, with four doors.

FIG. 2 is a front view of the display cabinet.

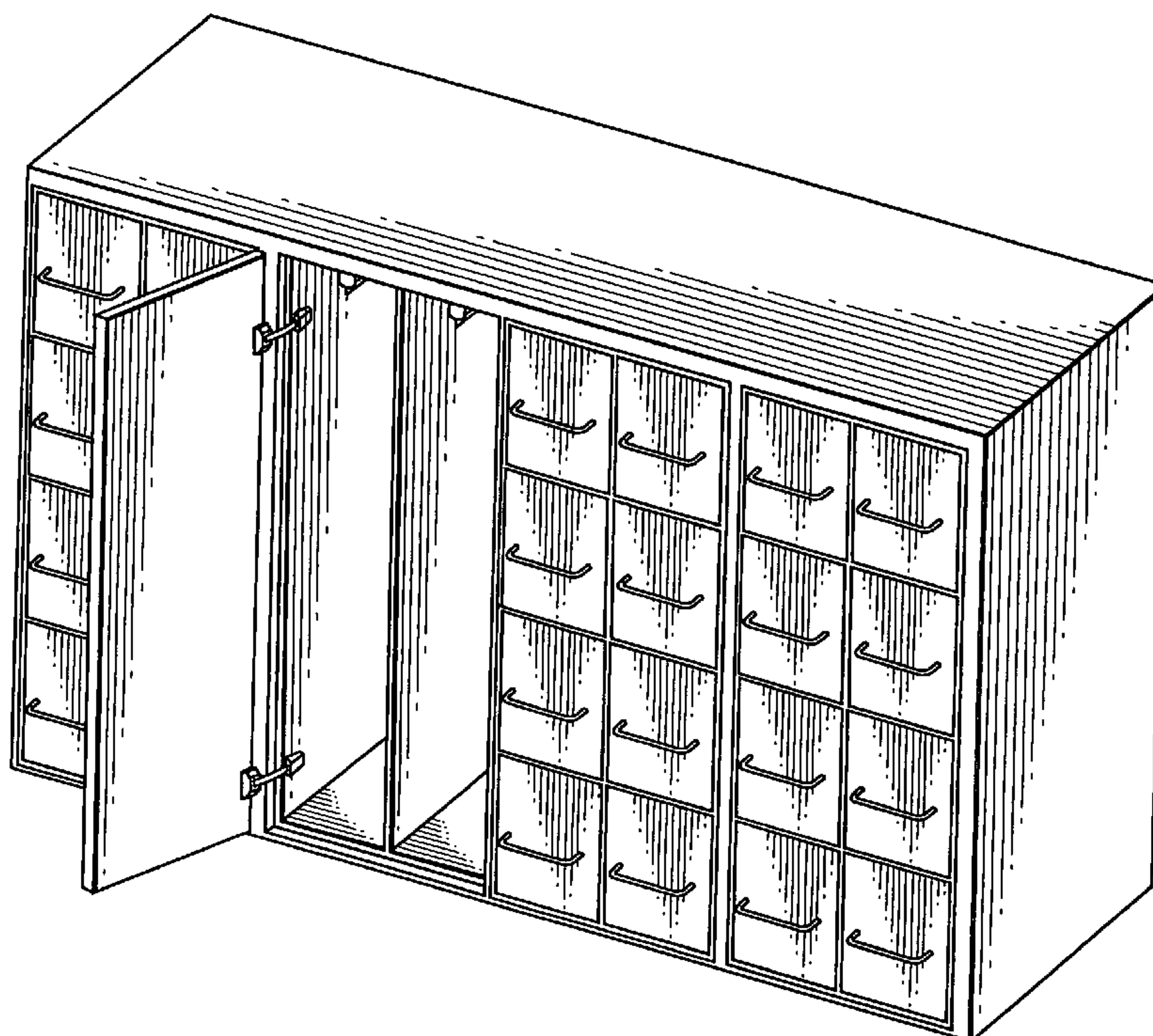
FIG. 3 is a perspective view of the display cabinet with one of the doors opened.

FIG. 4 is a perspective view of the display cabinet with one of the doors opened and the tie hanging rods pulled out of a compartment; and,

FIG. 5 is a front view of four display cabinets stacked in a rectangular configuration.

The broken lines shown in the drawing are for illustrative purposes only and form no part of the claimed design.

1 Claim, 5 Drawing Sheets



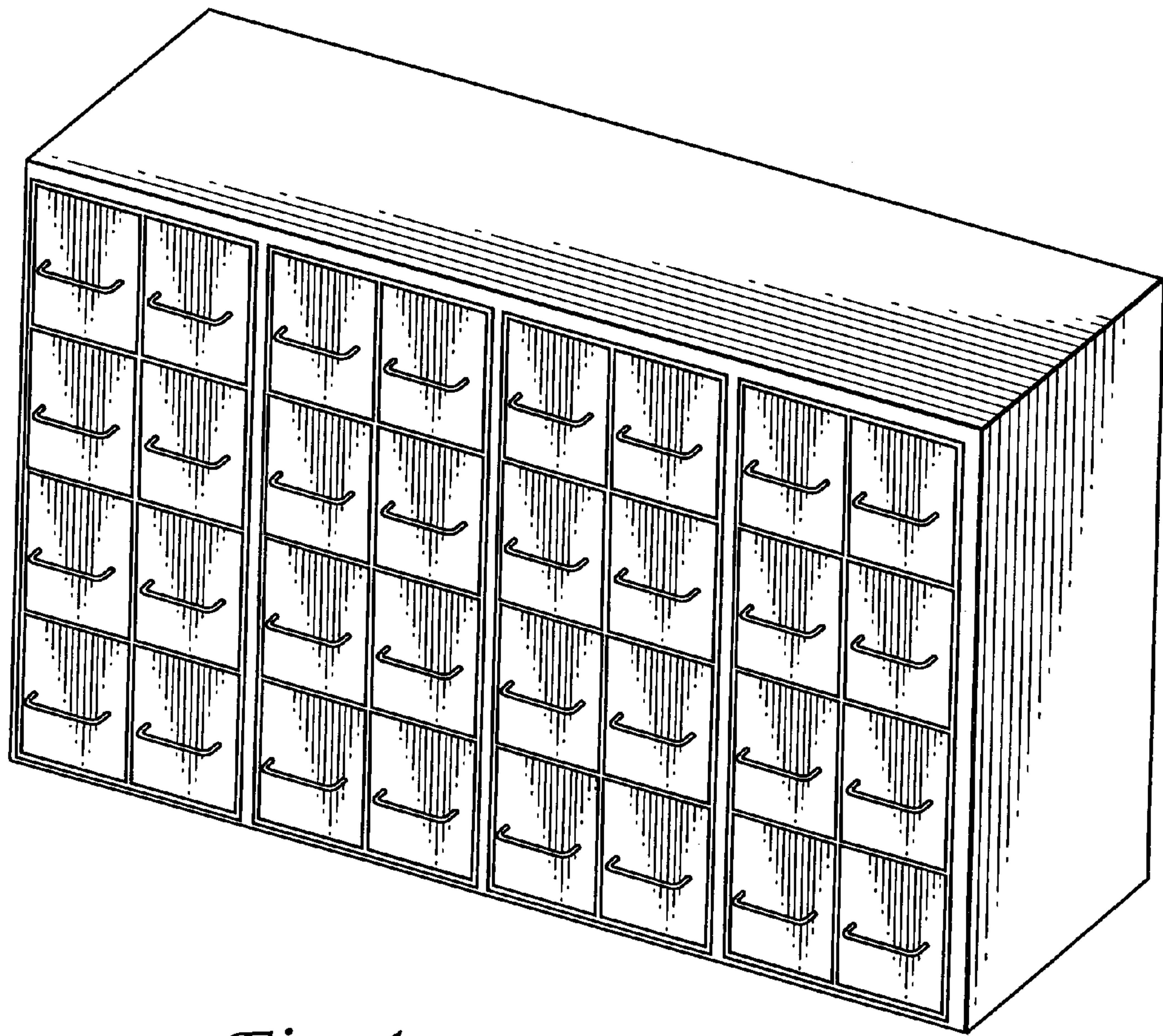


Fig. 1

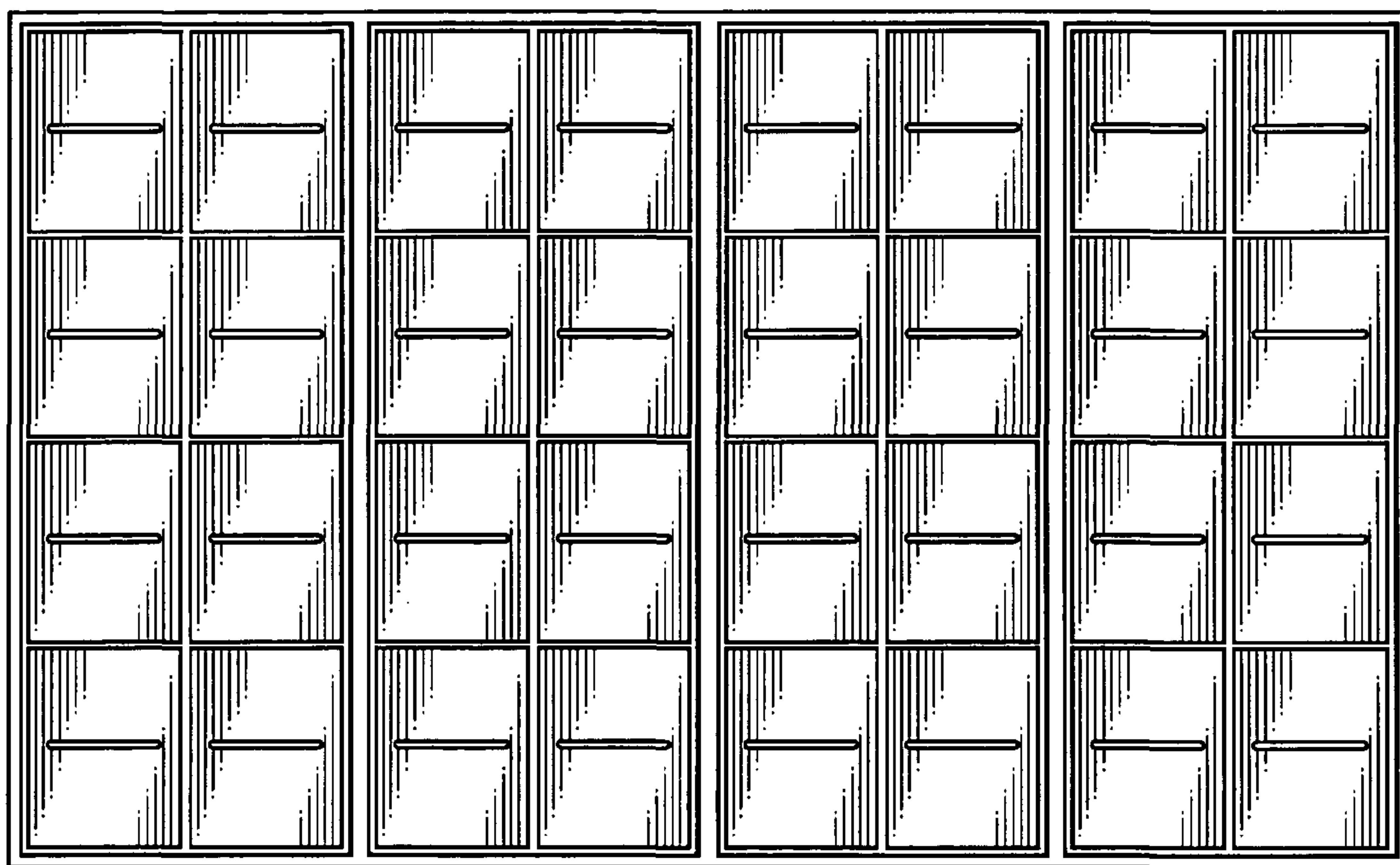


Fig. 2

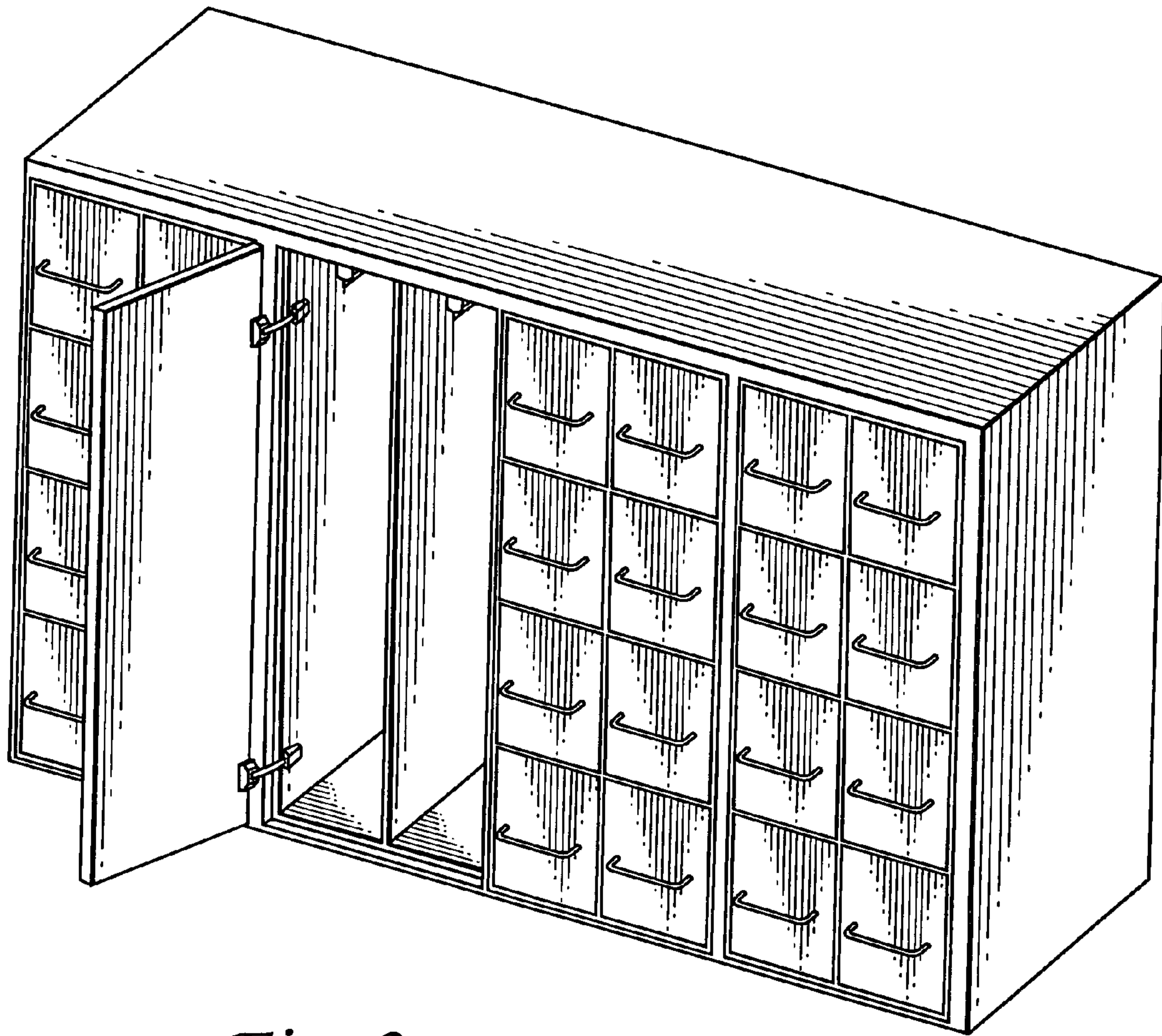


Fig. 3

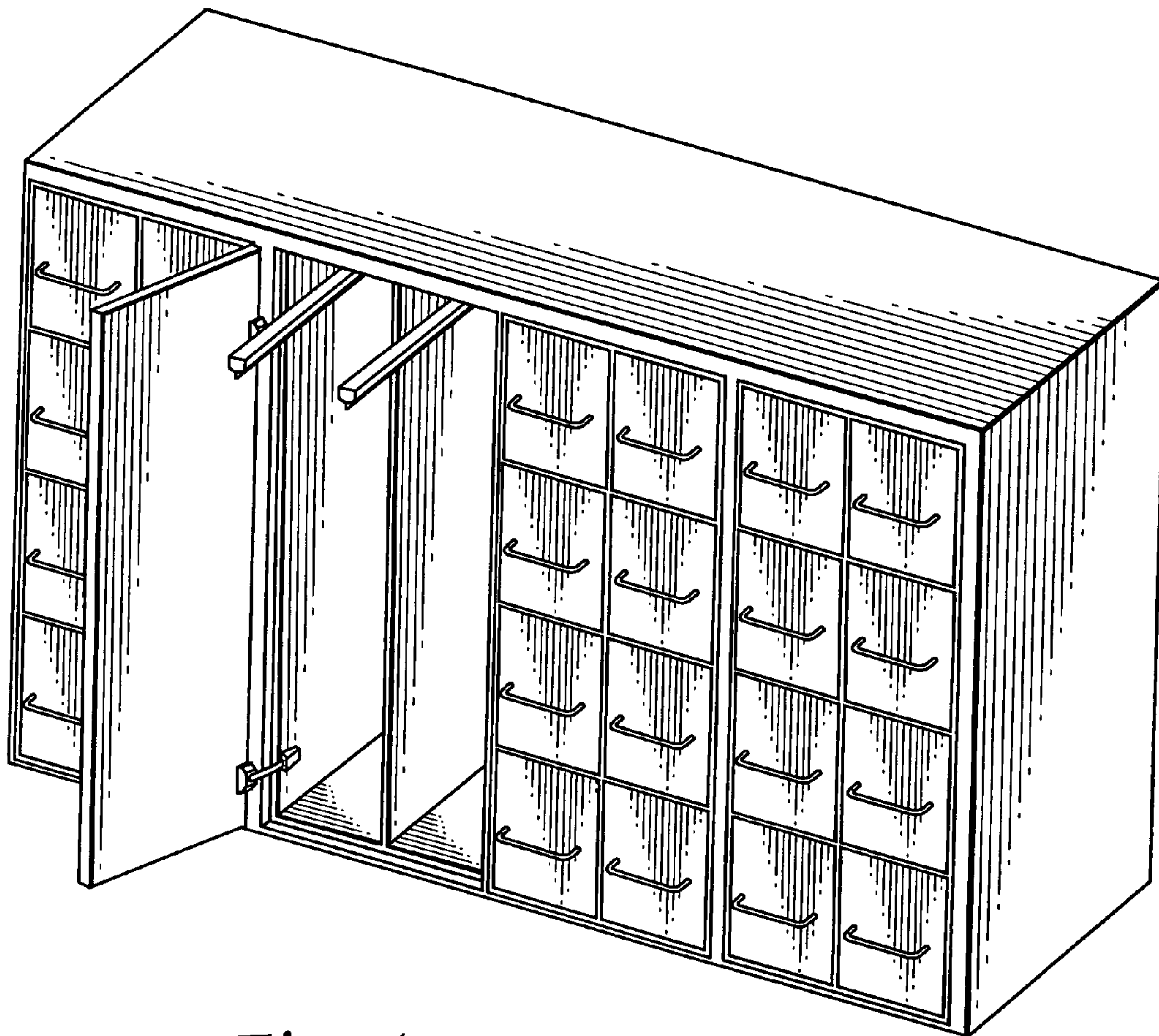


Fig. 4

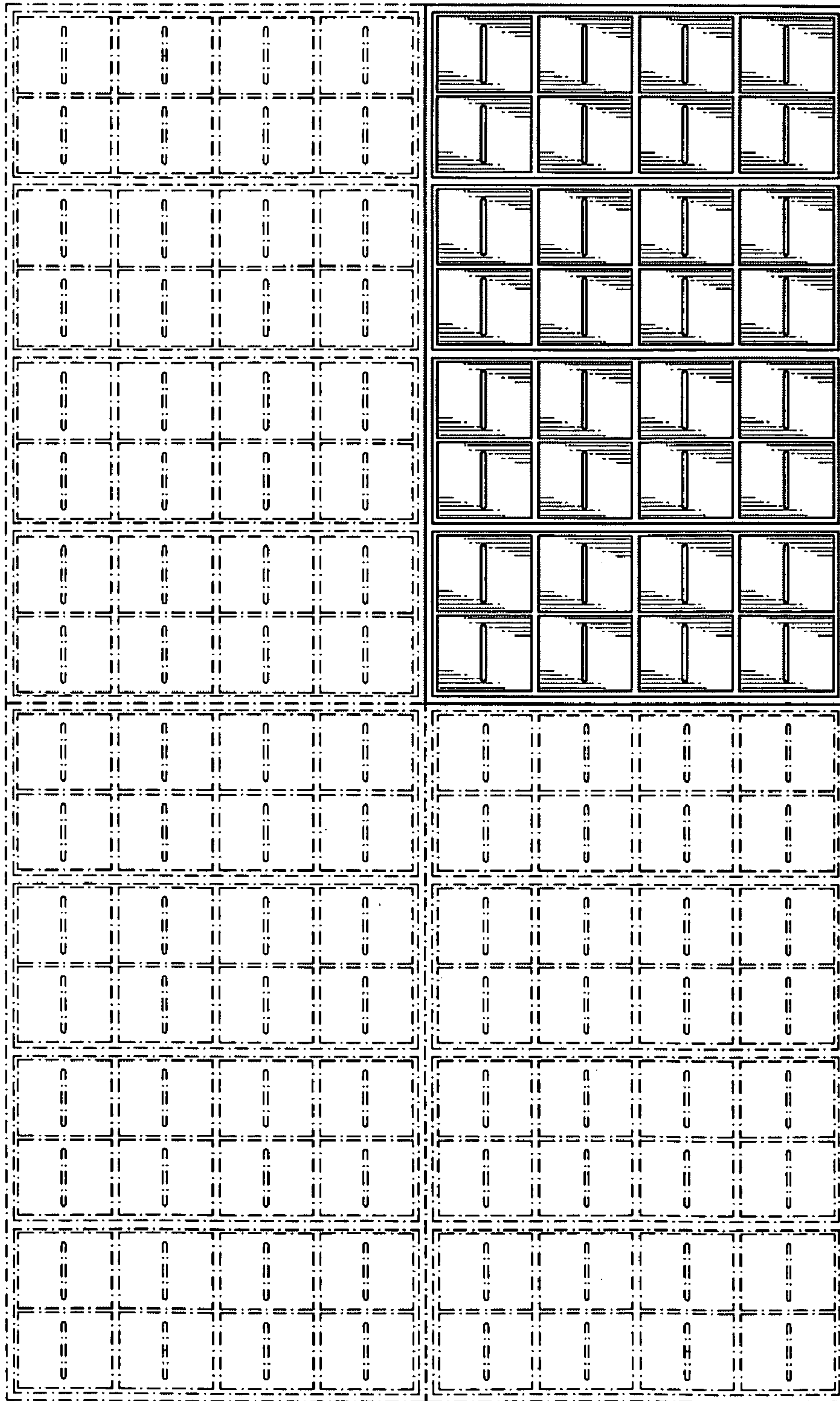


Fig. 5