



US00D647320S

(12) **United States Design Patent**
Young

(10) **Patent No.:** **US D647,320 S**

(45) **Date of Patent:** **** Oct. 25, 2011**

(54) **SEAT FRAME**

D578,789 S * 10/2008 Ciani et al. D6/380
D585,208 S * 1/2009 Stiker Metral D6/380
D636,195 S * 4/2011 Reyes et al. D6/374

(75) Inventor: **Michael Young**, Happy Valley (HK)

FOREIGN PATENT DOCUMENTS

(73) Assignee: **Emeco Industries, Inc.**, Hanover, PA
(US)

GB 2120090 A * 4/1983

(**) Term: **14 Years**

* cited by examiner

(21) Appl. No.: **29/353,435**

Primary Examiner — Mimoso De

(22) Filed: **Jan. 8, 2010**

(74) *Attorney, Agent, or Firm* — Heslin Rothenberg Farley
& Mesiti P.C.

(51) **LOC (9) Cl.** **06-01**

(52) **U.S. Cl.** **D6/380**

(58) **Field of Classification Search** D6/334-336,
D6/374, 375, 376, 379, 380, 500-502; 297/239,
297/440.1, 440.22, 440.23, 445.1, 446.1
See application file for complete search history.

(57) **CLAIM**

The ornamental design for a seat frame, as shown and described.

DESCRIPTION

(56) **References Cited**

U.S. PATENT DOCUMENTS

2,687,768 A * 8/1954 Konkle 297/446.1
D186,658 S * 11/1959 Spilman D6/374
3,141,699 A * 7/1964 Stafford 297/239
D278,767 S * 5/1985 Lundquist D6/335
5,026,121 A * 6/1991 Ratalahti 297/440.1
D352,185 S * 11/1994 Pagnon et al. D6/380
D498,071 S * 11/2004 Ashby et al. D6/374

FIG. 1 is a perspective view of a seat frame in accordance with the new design;

FIG. 2 is a front elevational view thereof;

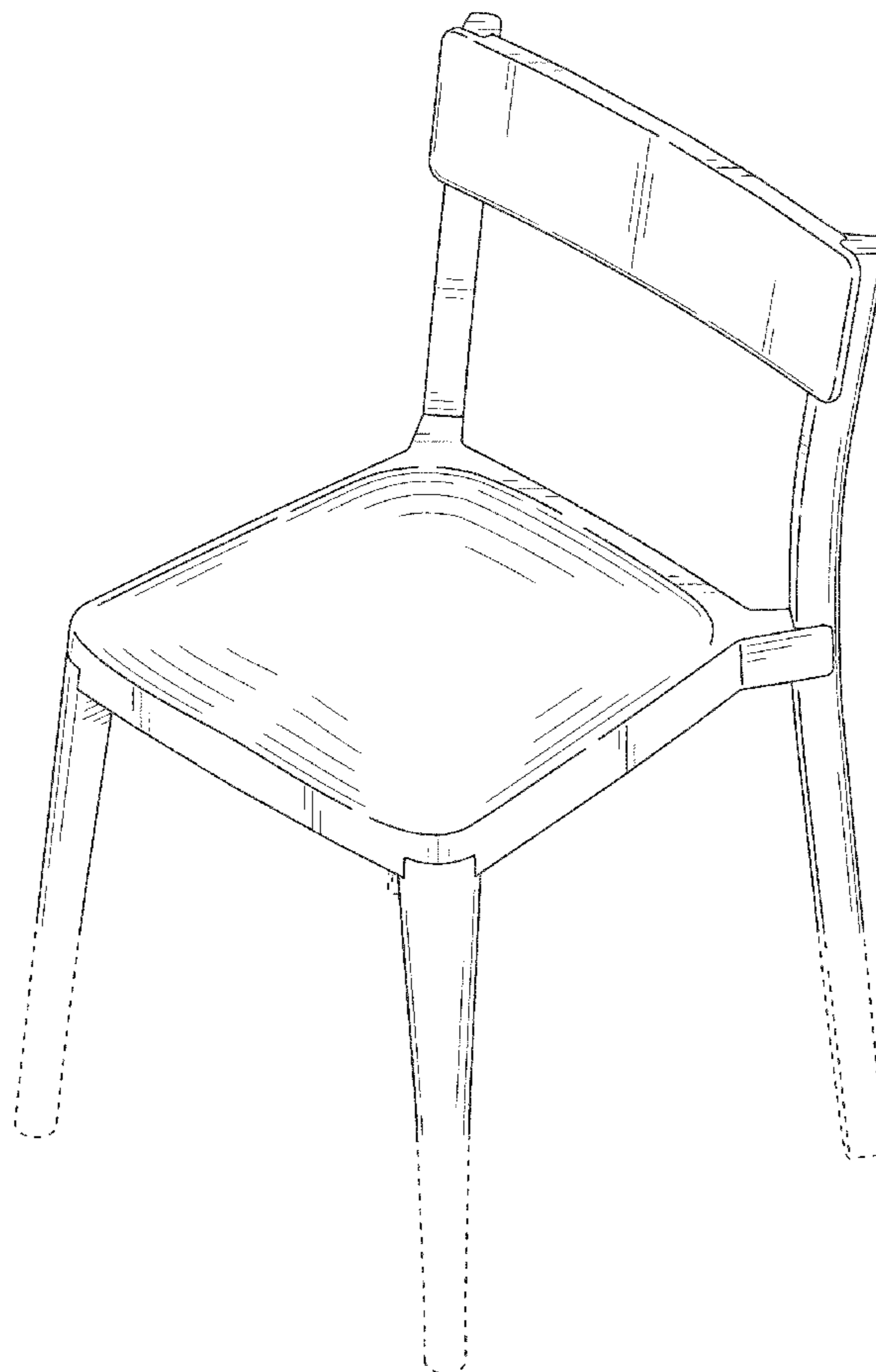
FIG. 3 is a right side elevational view thereof, a left side elevational view being a mirror image thereof;

FIG. 4 is a rear elevational view thereof; and,

FIG. 5 is a top view thereof.

The broken lines in the figures are for illustration purposes only and form no part of the claimed invention.

1 Claim, 5 Drawing Sheets



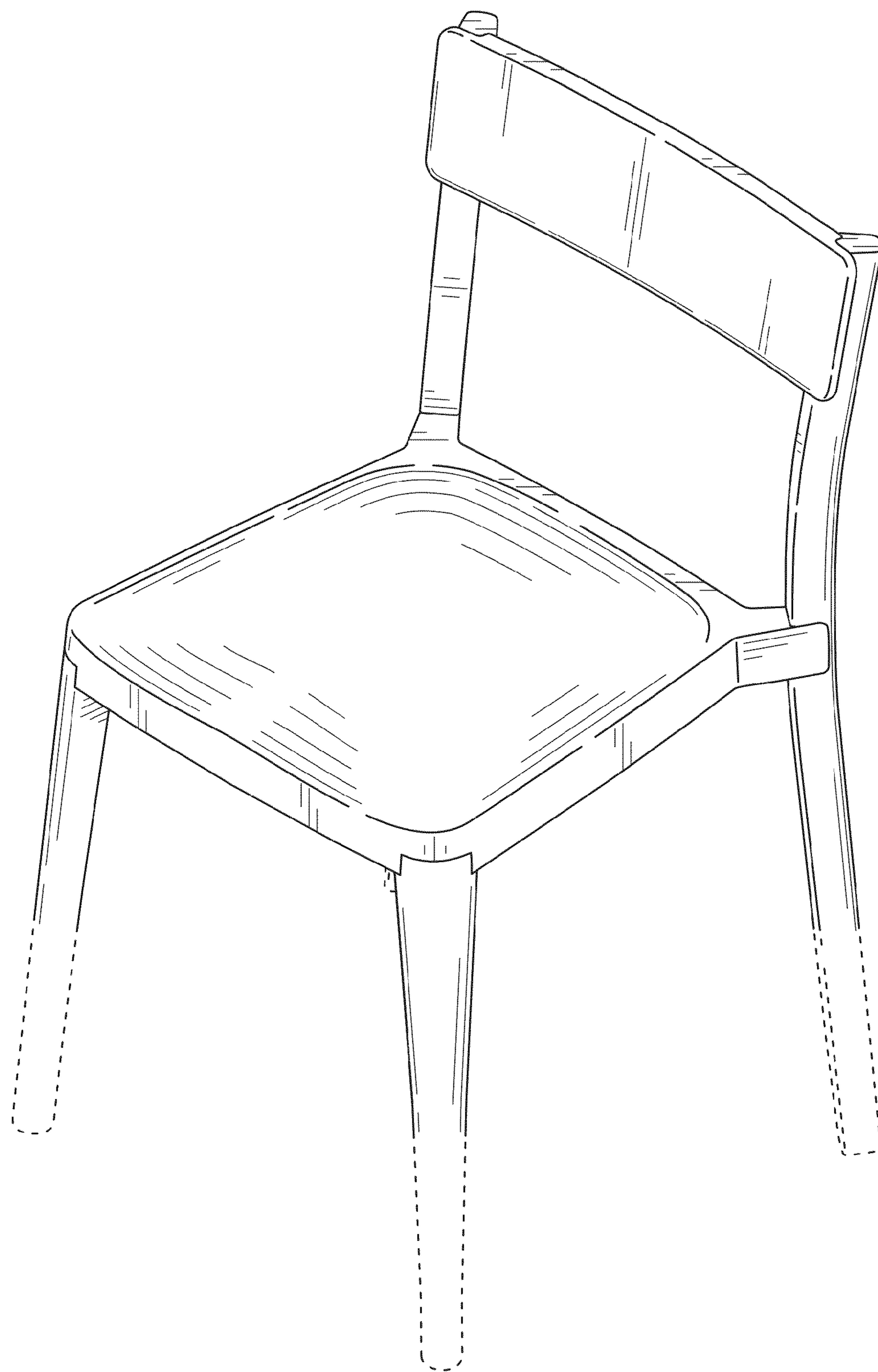


FIG. 1




FIG. 2

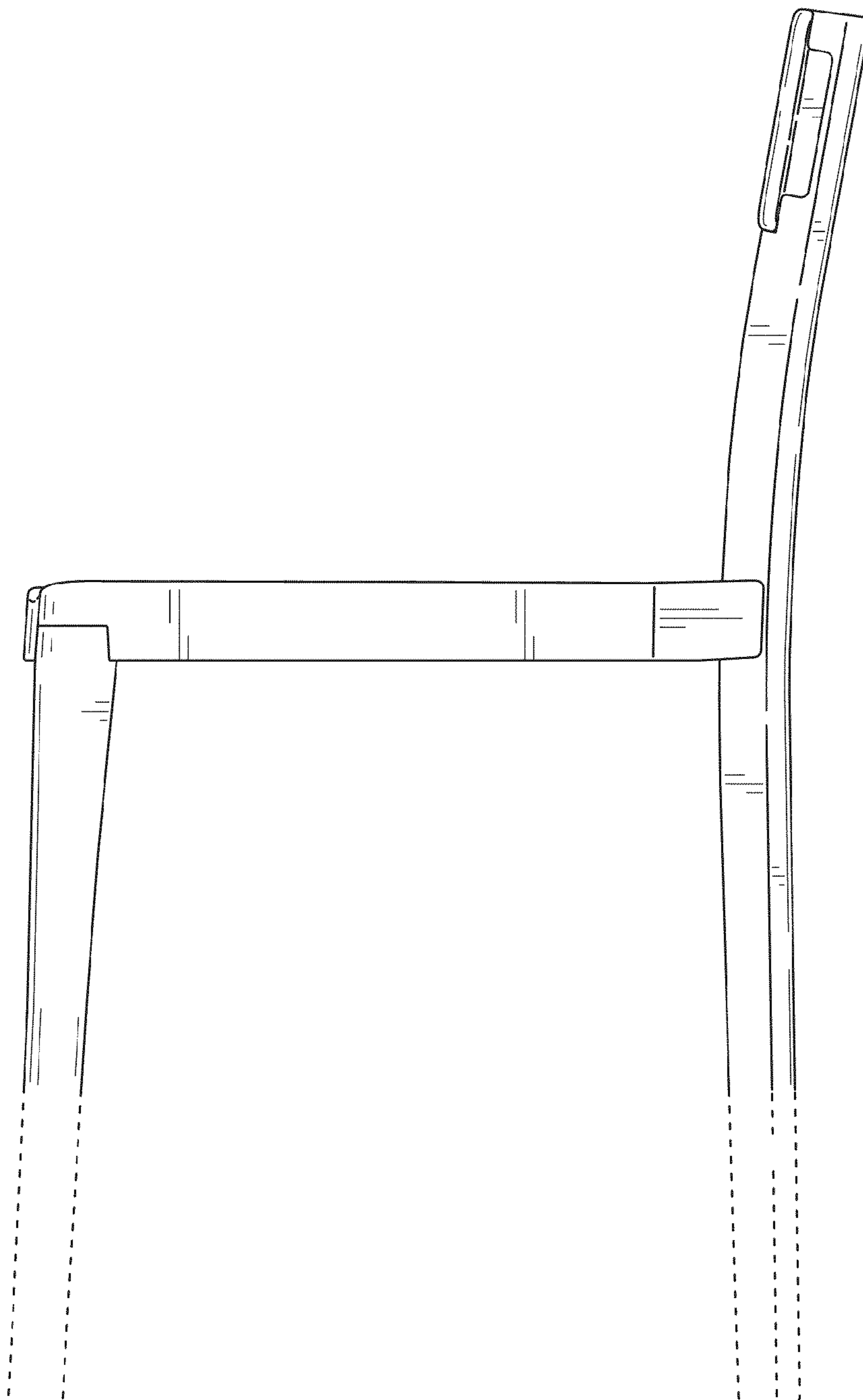


FIG. 3

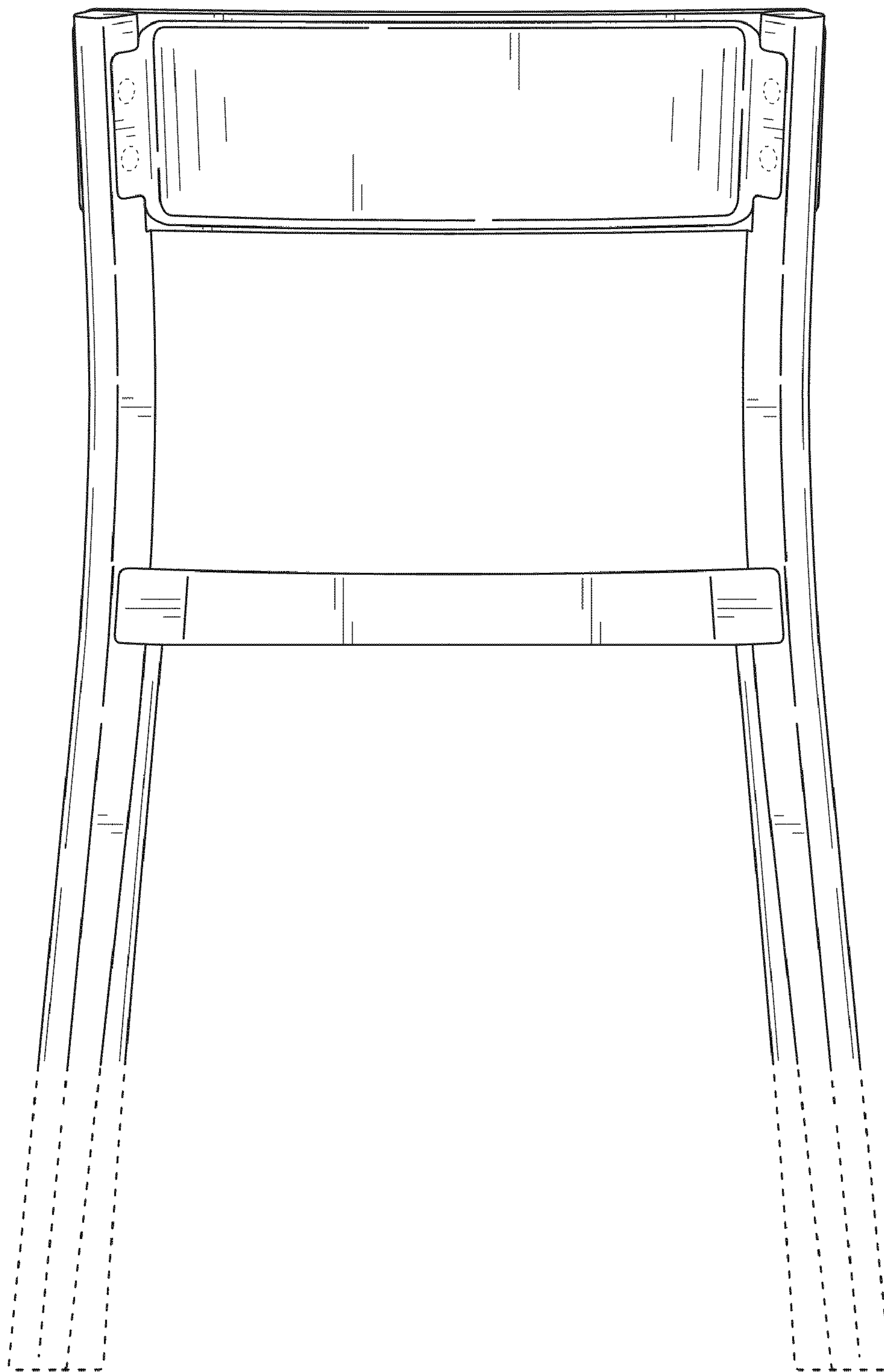


FIG. 4




FIG. 5