



US00D647311S

(12) **United States Design Patent**
Chim

(10) **Patent No.:** **US D647,311 S**

(45) **Date of Patent:** **** Oct. 25, 2011**

(54) **HANGER**

(76) Inventor: **Ho Pan Jimmy Chim**, Hong Kong (CN)

(**) Term: **14 Years**

(21) Appl. No.: **29/376,932**

(22) Filed: **Oct. 14, 2010**

(51) **LOC (9) Cl.** **06-08**

(52) **U.S. Cl.** **D6/318**

(58) **Field of Classification Search** D6/315-328;
211/13.1, 85, 85.29, 85.31, 86.01, 119.01,
211/123, 124, 181.1; 223/85-98, DIG. 3
See application file for complete search history.

(56) **References Cited**

U.S. PATENT DOCUMENTS

3,029,005	A *	4/1962	Batts	223/92
3,069,054	A *	12/1962	Treiman	223/92
4,187,967	A *	2/1980	Garrison	223/92
D396,150	S *	7/1998	Dooling	D6/318
D528,806	S *	9/2006	Jones	D6/318
D563,681	S *	3/2008	Barker	D6/318

D563,682	S *	3/2008	Barker	D6/318
D606,322	S *	12/2009	Jones	D6/318
D607,217	S *	1/2010	Warren	D6/318
D614,411	S *	4/2010	Warren et al.	D6/318
D623,867	S *	9/2010	Fort et al.	D6/318

* cited by examiner

Primary Examiner — Prabhakar Deshmukh

(74) *Attorney, Agent, or Firm* — Rabin & Berdo, P.C.

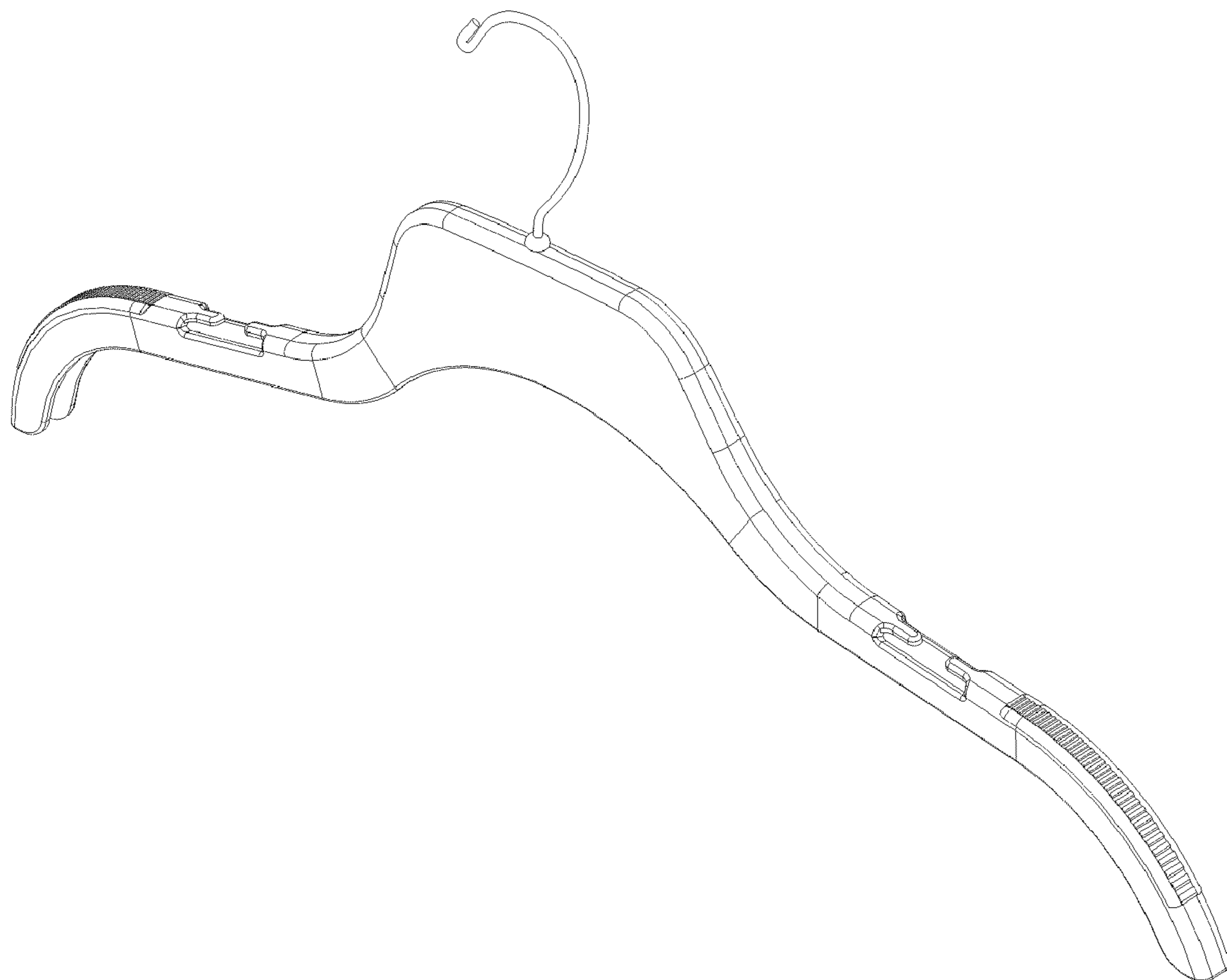
(57) **CLAIM**

The ornamental design for a hanger, as shown and described.

DESCRIPTION

FIG. 1 is a perspective view of a hanger showing my new design;
FIG. 2 is a front elevational view thereof, the rear elevational view being a mirror image thereof;
FIG. 3 is a top plan view thereof;
FIG. 4 is a bottom plan view thereof; and,
FIG. 5 is a left side elevational view thereof, the right side elevational view being a mirror image thereof.

1 Claim, 2 Drawing Sheets



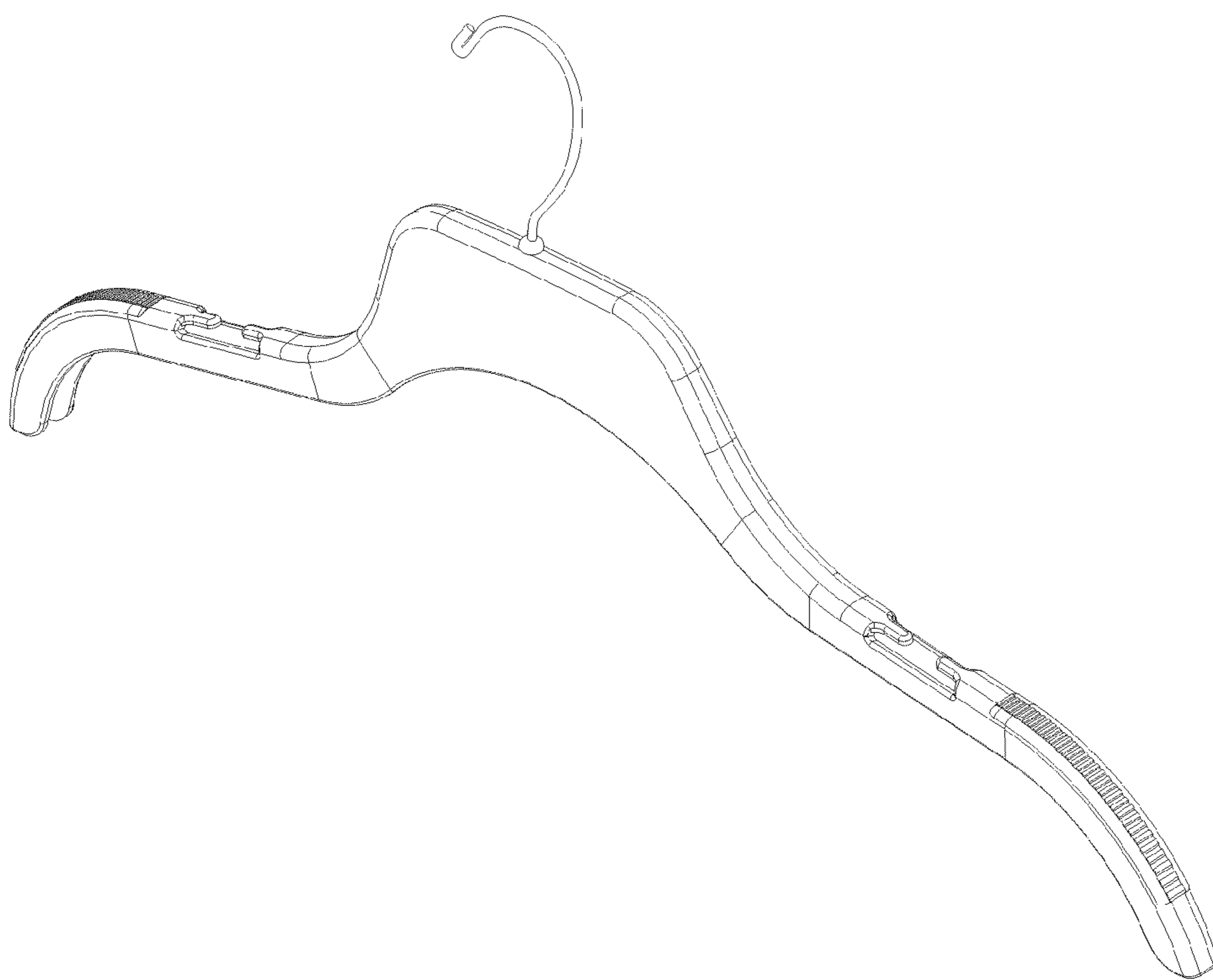


Fig. 1

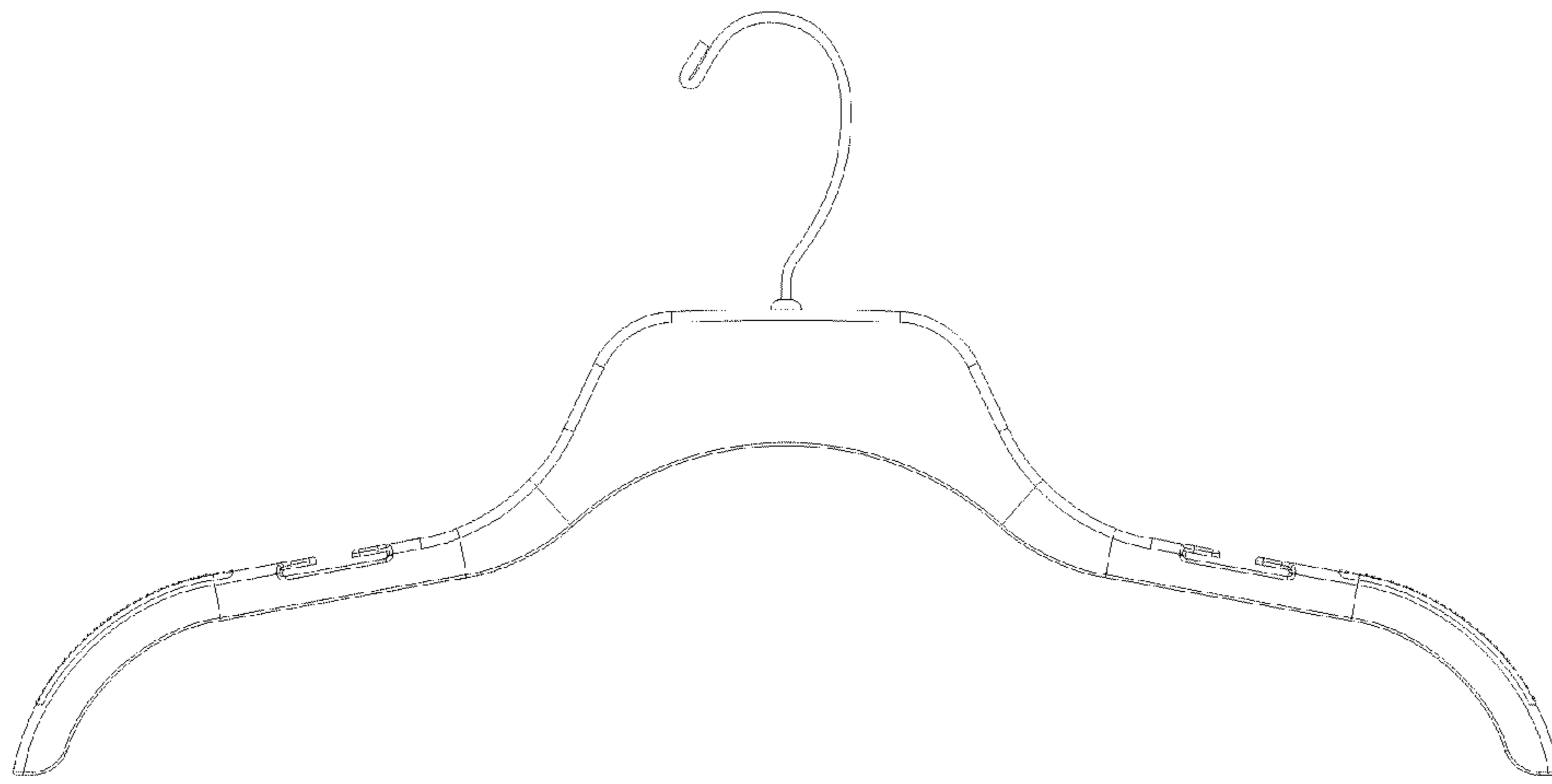


Fig. 2

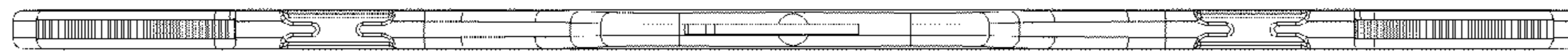


Fig. 3




Fig. 4



Fig. 5