



US00D647306S

(12) **United States Design Patent**
Lee et al.

(10) **Patent No.:** **US D647,306 S**
(45) **Date of Patent:** **** Oct. 25, 2011**

(54) **ORAL CARE IMPLEMENT**

(75) Inventors: **David Lee**, East Brunswick, NJ (US);
Brenda Zuck, Greenwood Lake, NY (US)

(73) Assignee: **Colgate-Palmolive Company**, New York, NY (US)

(**) Term: **14 Years**

(21) Appl. No.: **29/381,524**

(22) Filed: **Dec. 20, 2010**

(51) **LOC (9) Cl.** **04-02**

(52) **U.S. Cl.** **D4/104**

(58) **Field of Classification Search** D4/101,
D4/104-112, 132-134, 136, 138; D7/393,
D7/395, 401.2; D8/107, 303; D24/146,
D24/147, 152; 15/143.1, 167.1, 167.2; 16/110.1,
16/430, 431, DIG. 12, DIG. 19; 132/308-311;
D11/89, 90; 63/32

See application file for complete search history.

(56) **References Cited**

U.S. PATENT DOCUMENTS

D288,628	S	*	3/1987	Farrand	D4/104
D457,000	S	*	5/2002	Lim	D4/104
D474,895	S	*	5/2003	Breit	D4/101
D475,632	S	*	6/2003	Cooper	D9/551
D534,726	S	*	1/2007	Vu	D4/101
D574,288	S	*	8/2008	Peled et al.	D11/90
2009/0183331	A1	*	7/2009	Gross et al.	15/167.1

OTHER PUBLICATIONS

JP D1179312 Registered Design Application, (Matsushita Electric Corp) Jul. 14, 2003, [online], [retrieved on Mar. 1, 2011] Retrieved from the Questel Intellectual Property Portal Design Database using the Internet: <URL: http://www.orbit.com>.*

* cited by examiner

Primary Examiner — Melanie H Tung

Assistant Examiner — Lavone D Tabor

(74) *Attorney, Agent, or Firm* — Judy W. Chung

(57) **CLAIM**

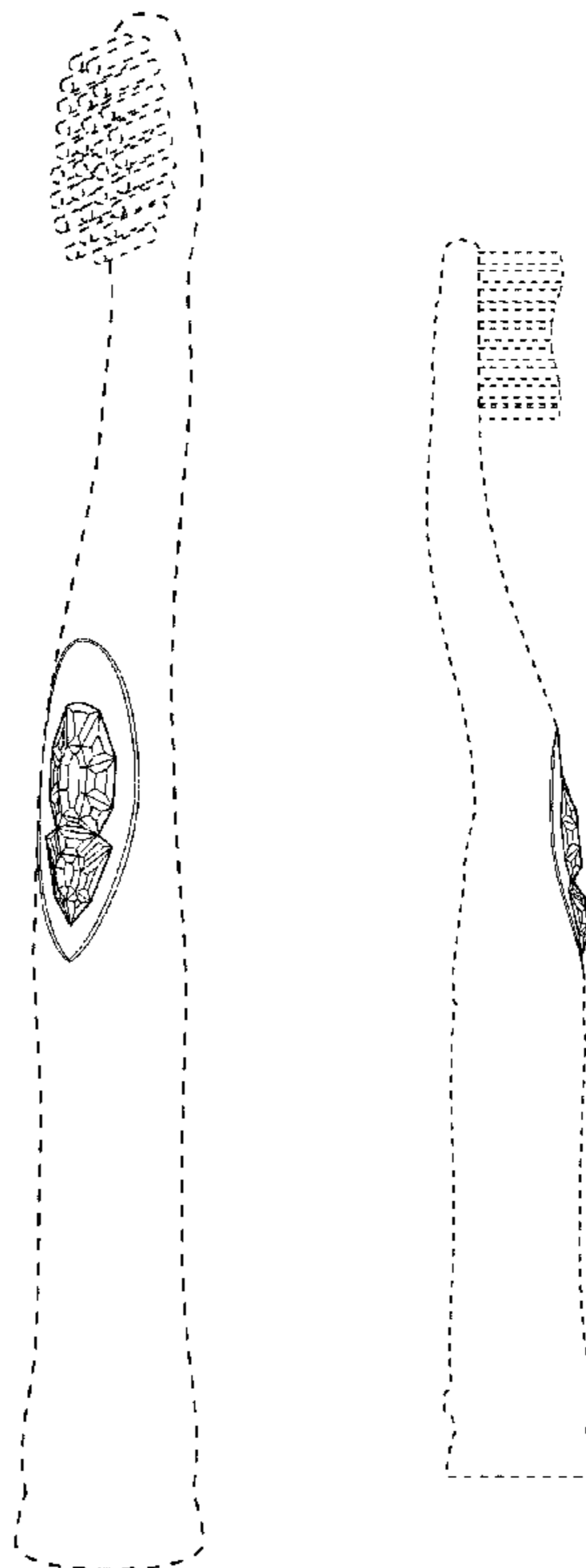
The ornamental design for an oral care implement, as shown and described.

DESCRIPTION

FIG. 1 is a right front perspective view of an oral care implement according to the new design;
FIG. 2 is a left front perspective view thereof;
FIG. 3 is a right rear perspective view thereof;
FIG. 4 is a left rear perspective view thereof;
FIG. 5 is a front view thereof;
FIG. 6 is a rear view thereof;
FIG. 7 is a left side view thereof;
FIG. 8 is a right side view thereof;
FIG. 9 is a top view thereof; and,
FIG. 10 is a bottom view thereof.

All broken lines shown in the drawings are for environmental purposes only and form no part of the claimed design.

1 Claim, 5 Drawing Sheets



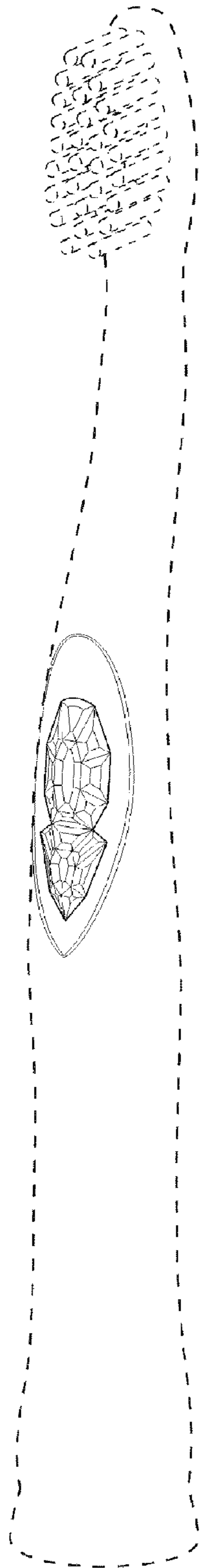


FIG. 1

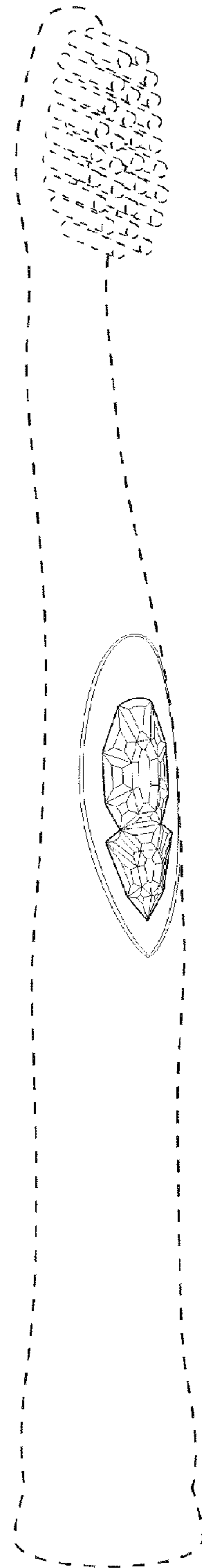


FIG. 2




FIG. 3




FIG. 4

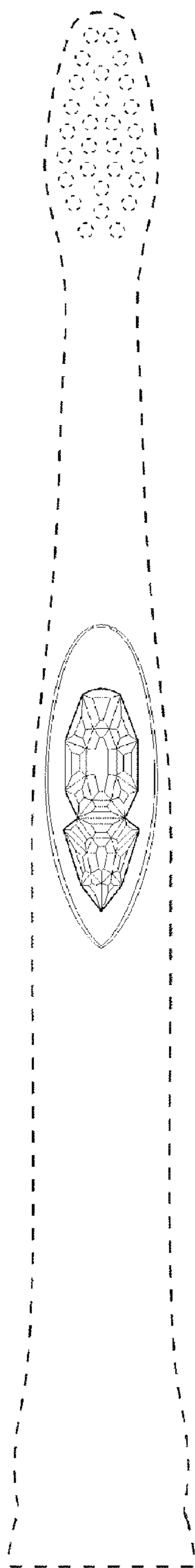


FIG. 5




FIG. 6

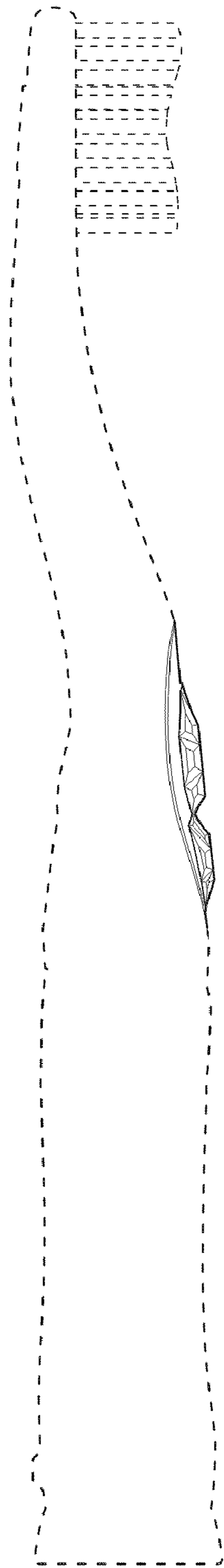


FIG. 7

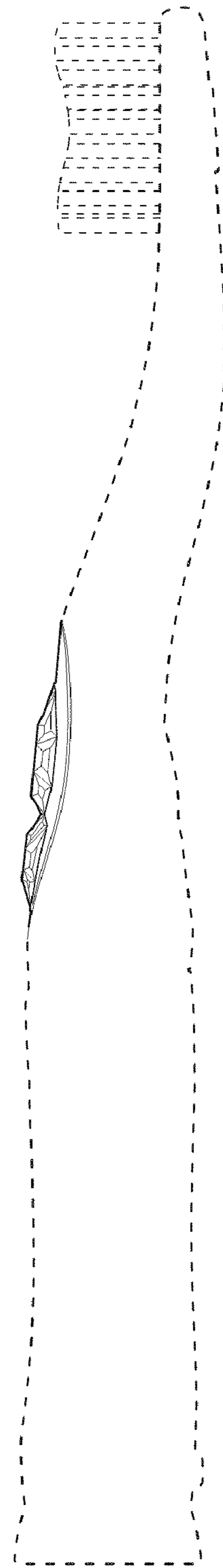


FIG. 8

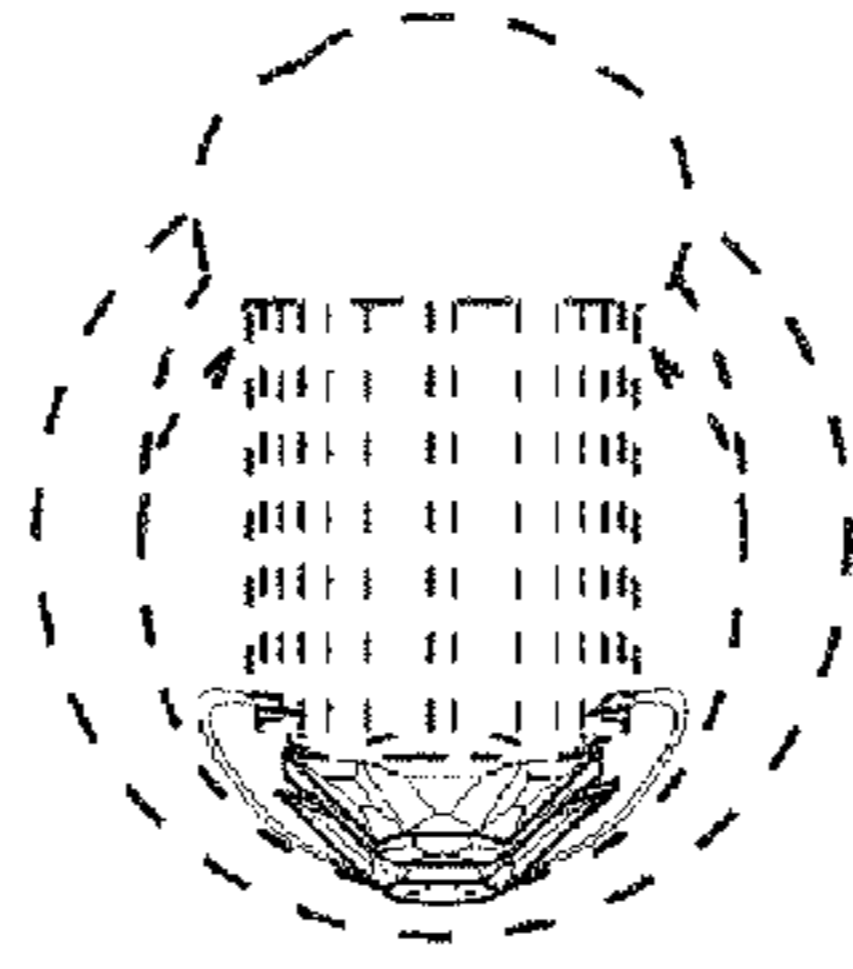


FIG. 9

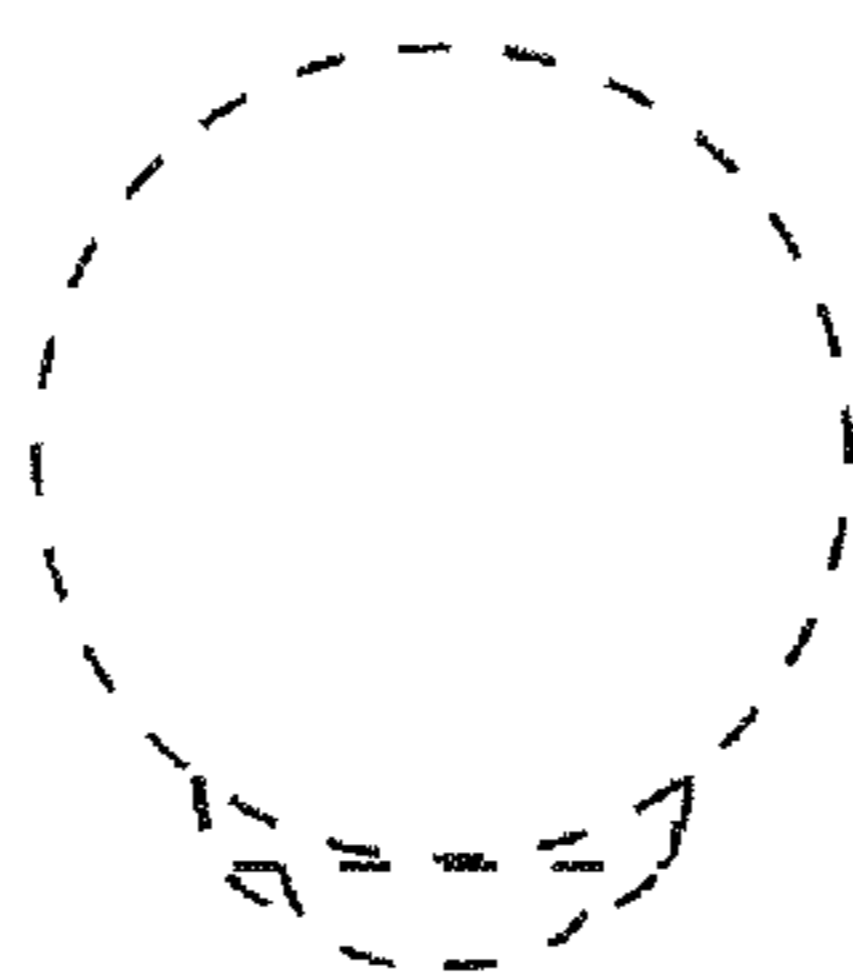


FIG. 10