



US00D647299S

(12) **United States Design Patent**
Uffner et al.

(10) **Patent No.:** **US D647,299 S**

(45) **Date of Patent:** **** Oct. 25, 2011**

(54) **DECK BOX**

(75) Inventors: **Michael Uffner**, Naperville, IL (US);
Michael R. Vogler, Oswego, IL (US)

(73) Assignee: **Suncast Technologies, LLC**, Palm
Beach Gardens, FL (US)

(**) Term: **14 Years**

(21) Appl. No.: **29/379,120**

(22) Filed: **Nov. 15, 2010**

(51) **LOC (9) Cl.** **03-01**

(52) **U.S. Cl.** **D3/277**

(58) **Field of Classification Search** 190/19,
190/23, 24, 37, 39, 40; 217/57, 122-125,
217/56, 17, 5; D6/440, 441; D32/37; 220/667;
D3/272, 273, 276, 277; 312/100

See application file for complete search history.

(56) **References Cited**

U.S. PATENT DOCUMENTS

D330,274 S * 10/1992 Smith et al. D6/440
D421,181 S * 2/2000 Tisbo et al. D3/273

D429,418 S * 8/2000 Tisbo et al. D3/272
6,230,915 B1 * 5/2001 Liu 217/122
D495,136 S * 8/2004 Greene D3/273
2004/0200832 A1 * 10/2004 Moon et al. 220/4.28
2007/0001561 A1 * 1/2007 Sabo et al. 312/316

* cited by examiner

Primary Examiner — Jennifer Rivard

(74) *Attorney, Agent, or Firm* — McHale & Slavin, P.A.

(57) **CLAIM**

The ornamental design for a deck box, as shown and described.

DESCRIPTION

FIG. 1 is a front perspective view of the deck box of the instant invention;

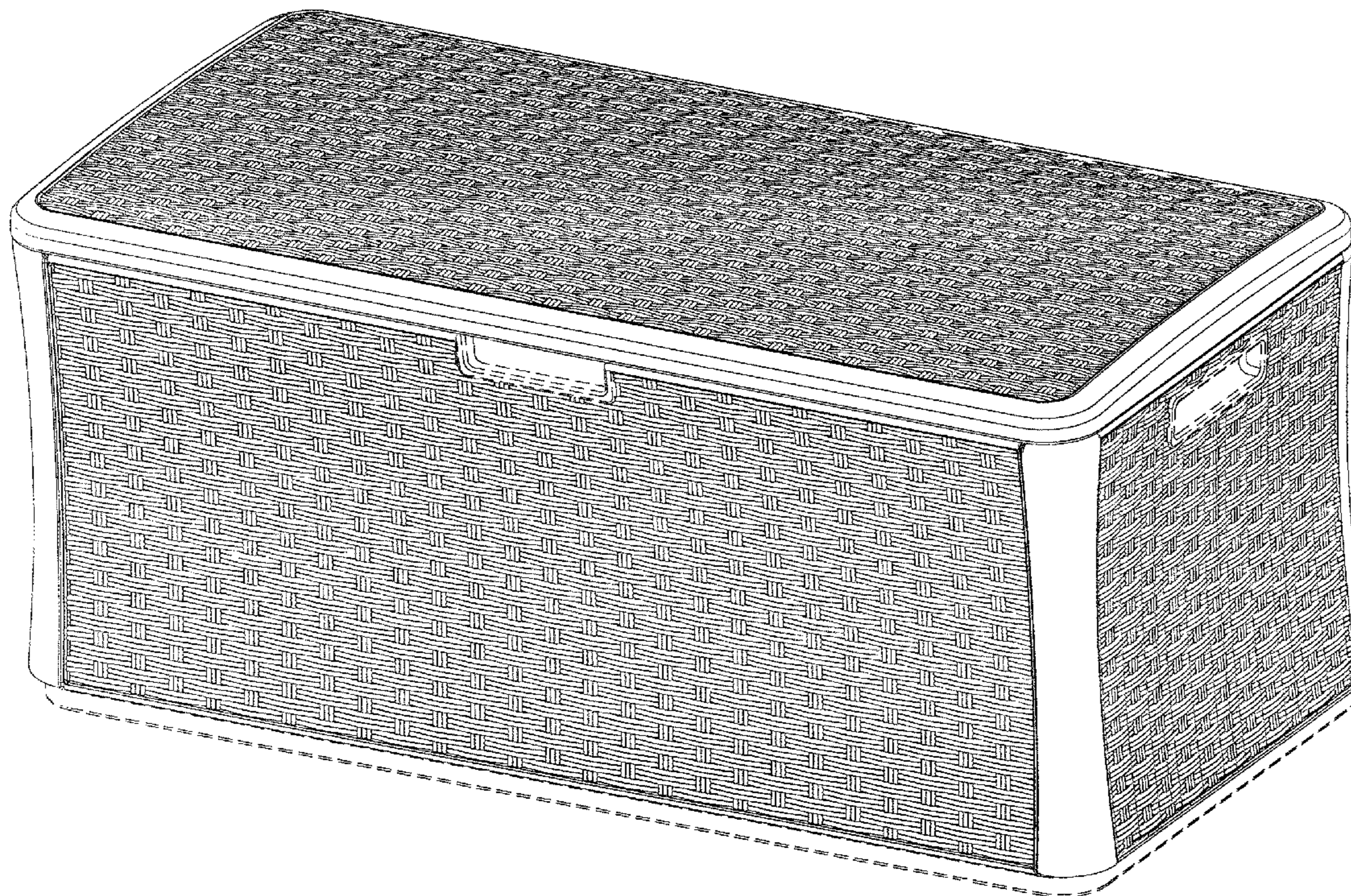
FIG. 2 is a front view thereof;

FIG. 3 is a right side view thereof; and,

FIG. 4 is a left side view thereof.

The broken lines shown in the drawings illustrate portions of the article and form no part of the claimed design.

1 Claim, 4 Drawing Sheets






Fig. 1

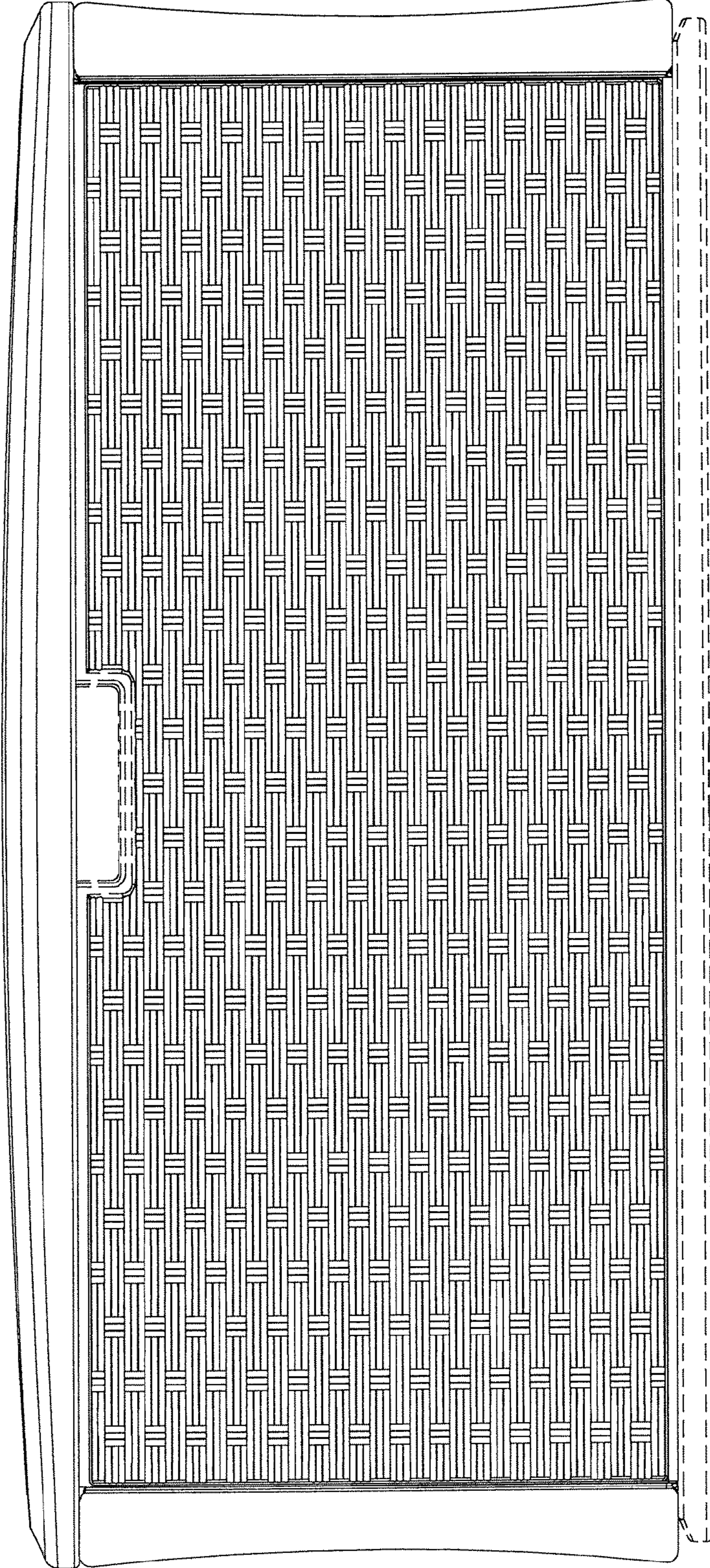


Fig. 2

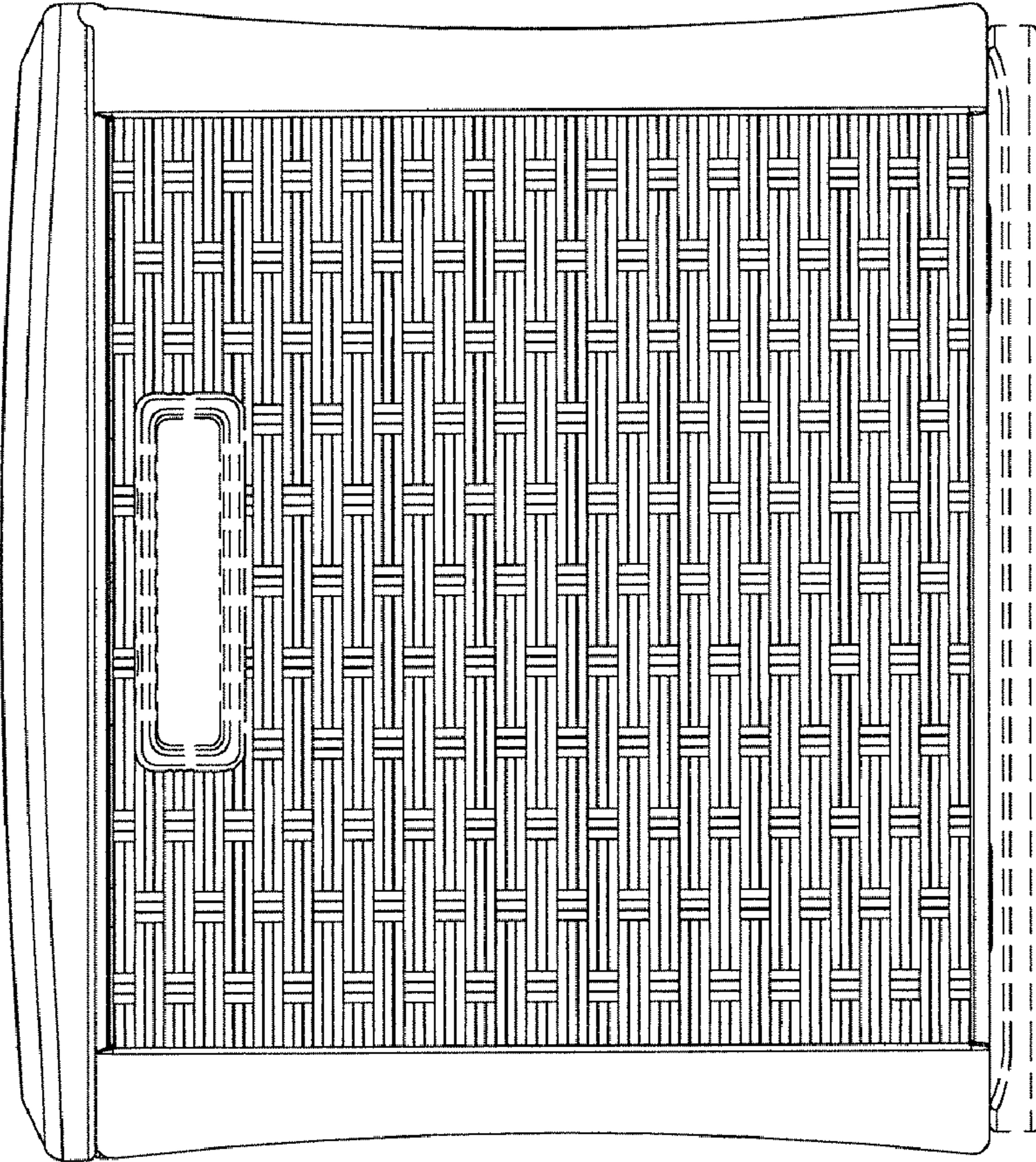


Fig. 3

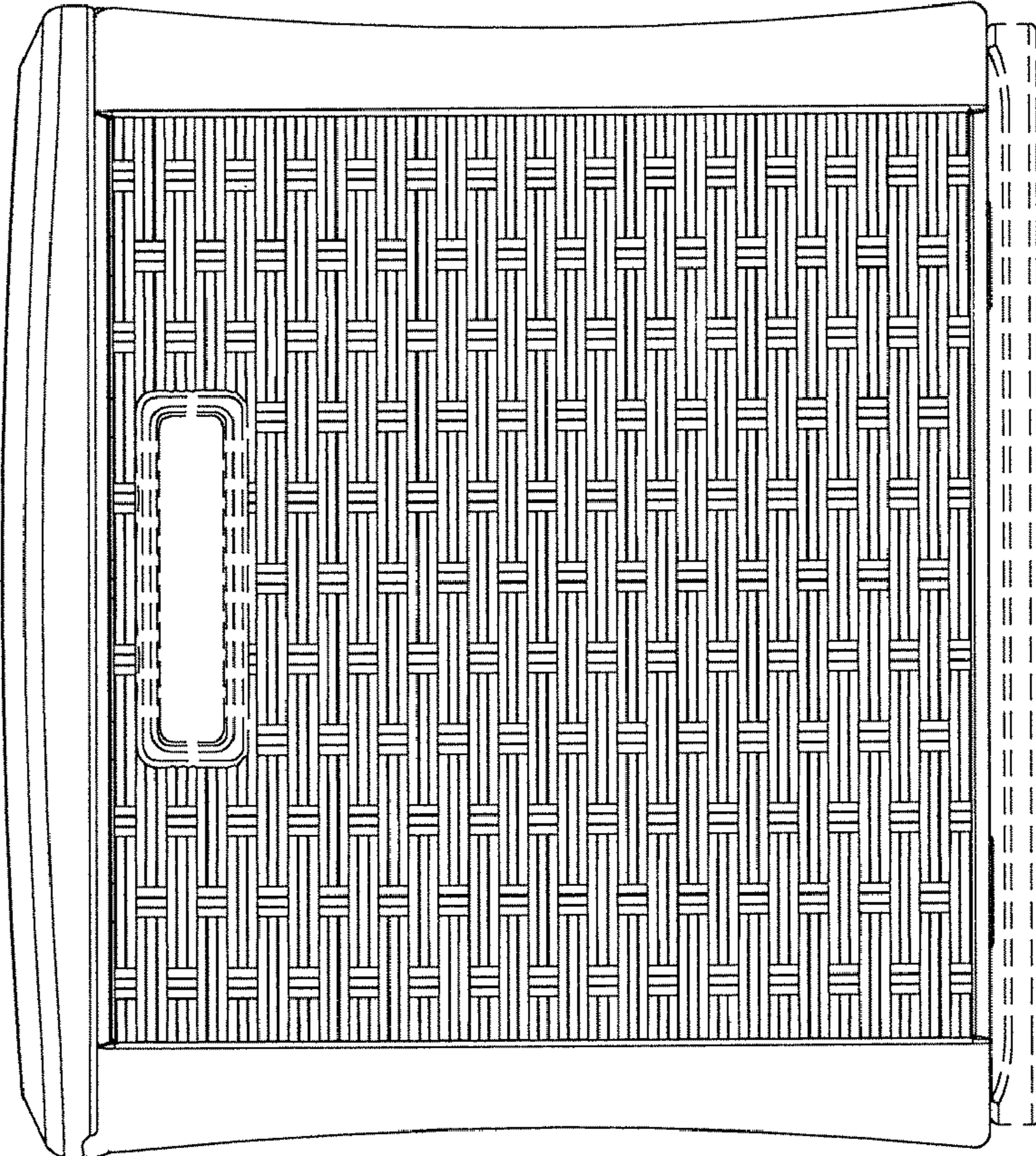


Fig. 4